



Republika e Kosovës
Republika Kosova-Republic of Kosovo
Qeveria e Kosovës-Vlada Kosova-Government of Kosova
MINISTRIA E ADMINISTRIMIT TË PUSHTETIT LOKAL
MINISTRASITVO ADMINISTRACIJE LOKALNE SAMOUPRAVE
MINISTRY OF LOCAL GOVERNMENT ADMINISTRATION

2018 PERFORMANCE
ASSESSMENT OF THE

MUNICIPAL
PERFORMANCE
GRANT

FOR THE FISCAL YEAR OF 2020



Republika e Kosovës
Republika Kosova - Republic of Kosovo
Qeveria - Vlada - Government

Ministria e Administrimit të Pushtetit Lokal
Ministarstvo Administracije Lokalne Samouprave
Ministry of Local Government Administration

2018 Performance Assessment of the

MUNICIPAL PERFORMANCE GRANT

for the fiscal year of 2020

Annual Report

With technical and financial support of:



Schweizerische Eidgenossenschaft
Confédération suisse
Confederazione Svizzera
Confederaziun svizra

**Swiss Agency for Development
and Cooperation SDC**



Sweden
Sverige



Norwegian Embassy
Pristina

Contents

1.	Municipalities' performance assessment for the 2020 grant - Introduction	3
1.1	Introduction	3
1.2	Key topics	3
1.3	Geographic coverage	4
1.4	Report Structure and Target Audience	4
2.	Municipal Performance Grant for 2020 – Assessment methodology	5
2.1	General aspects of the assessment methodology	5
2.2	Assessment process	8
3.	Municipal Performance Grant for 2020 –Assessment Results	11
3.1	Results of minimum conditions	11
3.2	Results of performance indicators.....	11
3.3	Municipal Performance grant for 2020 – amounts of the grant	15
3.4	Recommendations and a summary of assessment results.....	18
	Annexes.....	19

1. Municipalities' performance assessment for the 2020 grant - Introduction

1.1 Introduction

At the end of 2017, the Ministry of Local Governance Administration (MLGA), in partnership with the Swiss Agency for Development and Cooperation (SDC), have developed and agreed to co-finance an enhanced municipal performance-based grant allocation scheme, together with updated indicators.

In the spring of 2018, the municipalities' performance assessment was conducted for 2016 performance with regard to the grant of 2018, based on the updated scheme, whereby 25 municipalities were eligible and have been awarded with a performance based grant. During the summer of 2018, the assessment of municipalities' performance was carried out for 2017 performance for the 2019 grants, whereby 19 municipalities were eligible as grant beneficiaries.

During 2019, MLGA and SDC, through the DEMOS project, revised the MPMS and merged grant schemes, thus creating a single grant aimed at improving the performance of municipalities in certain areas. Thus, at the end of 2019, the Municipal Performance Assessment was carried out for 2018 for the 2020 grant. Twenty-three (23) municipalities were eligible for the grant.

1.2 Key topics

The Municipal Performance Grant (MPG) for 2020 will be allocated to municipalities that have fulfilled the minimum conditions presented below. The minimum conditions 1 and 2 for performance year 2018 were frozen.

1. Municipalities should have reported on all MPMS indicators;
2. Municipalities should have reviewed legal acts deemed illegal by supervisory bodies;
3. The Audit Opinion for 2018 must be at least an unmodified opinion, with an emphasis matter;
4. Municipalities must have spent 75% or more of the budget on capital investments; and
5. Municipalities must have signed tripartite participation agreement (municipality, MLGA and HELVETAS Swiss Interoperation¹).

The 2020 Municipal Performance Grant shall be allocated to municipalities in accordance with the score attained in municipal performance measured against a number of indicators clustered in three key topics: (i) democratic governance, (ii) municipal management, and (iii) service delivery.

These three topics are further divided into ten sub-topics as presented below in Table 1. Within these ten sub-topics, 30 performance indicators (see Table 2) were identified, which jointly allow municipalities a total of 100 points in performance assessment. However, for the Performance Assessment 2018 (for the grant of 2020), a significant number of indicators were "frozen" and were not assessed. The reasons for this being that the data available for these indicators were not collected in all municipalities for the year 2018 and are therefore not available for the 2019 assessment.

Maximum points achievable for 2020 grant are 58 points for 18 assessed indicators (100 points – 42 points for 12 "frozen" indicators). These points, as was explained in Chapter 2, determine the municipal performance grant amount that a municipality receives for the 2018 performance.

Table 1: Three main topics and ten sub-topics with maximum points for the 2020 grant

¹ HELVETAS Swiss Intercooperation has been contracted by on SDC to support MLGA on its behalf for the further development of the municipal performance grant during 2018-2021, by ensuring good use of Swiss contribution.

Topics and sub-topics		Points obtainable for the grant of the fiscal year 2020
1. Democratic governance		25
I	Role of the municipal assembly as a supervisory body	11
II	Citizen participation, consultation and inclusion	8
III	Transparency, access to information and integrity	6
2. Municipal management		21
IV	Financial management	13
V	Contract management	3
VI	Human Resources management	5
3. Service delivery		12
VII	Administrative services	4
VIII	Spatial planning, public transport and the environment	8
IX	Pre-university education	0
X	Primary Health Care (PHC)	0
Maximum number of points obtainable for the grant of 2020		58

1.3 Geographic coverage

Performance evaluation for the 2020 grant was made for all 38 municipalities in the Republic of Kosovo.

1.4 Report Structure and Target Audience

This document presents the performance assessment process and the results of the municipal performance assessment for the municipal performance grant 2020 (municipal performance of 2018) and provides information regarding the amount of grant for eligible municipalities.

Chapter 1 – provides overall information on the municipal performance grant for the fiscal year 2020, the areas of its focus and maximum points obtainable by the municipalities in the performance indicators for 2020. Chapter 2 – elaborates the assessment methodology, minimum conditions, performance indicators, and the assessment process. Chapter 3 – discloses the assessment’s results regarding minimum conditions, performance indicators and results by topics and sub-topics. This chapter also shows the amount of the municipal performance grant that must be transferred to the municipalities in the beginning of 2020.

Simultaneously, the Annexes offer more detailed information on the assessment results for minimum conditions (Annex 1) and the performance indicators (Annex 2), whereas Annex 3 provides a summary of the assessment results for each municipality.

This document was drafted initially for members of the Municipal Performance Grant Commission (MPGC) and will be made available to all stakeholders throughout Kosovo’s municipalities, particularly to Mayors, Directors, Senior Managerial Officials, PMS coordinators, members of municipal assemblies and interested citizens. At central level, this document, in addition to the PGC, shall be of interest to all ministries drafting policies that affect municipalities, and to Non-Governmental Organizations (NGO) that address the issues of local services delivery and local governance. Also, this document shall be of use to international partners who are considering joining or aligning their grant schemes to the municipal performance grant.

2. Municipal Performance Grant for 2020 – Assessment methodology

2.1 General aspects of the assessment methodology

'Municipal Performance Grant Rules for the fiscal year 2020', approved by MLGA, SDC, Sida and Norad, represents the core document to assess the municipal performance grant for 2020. The Grant rules explain the policies behind this grant and provide detailed guidelines regarding the performance assessment process.

2.1.1 Minimum conditions

In order to qualify for the Municipal Performance Grant for 2020, the municipalities must meet the 3 minimum conditions (while the other 2 in orange/pink are frozen for the 2020 grant) as follows:

1. Municipalities should have reported on all MPMS indicators;
2. Municipalities should have reviewed legal acts deemed illegal by supervisory bodies;
3. The Audit Opinion for 2018 must be at least an unmodified opinion, with an emphasis matter;
4. Municipalities must have spent 75% or more of the budget on capital investments; and
5. Municipalities must have signed tripartite participation agreement (municipality, MLGA and HELVETAS Swiss Interoperation).

Municipalities that did not report on one or more of the MPMS indicators, or did not review the legal acts deemed illegal by the supervisory bodies, either had a modified audit opinion or refused to give an opinion, or spent less than 75% of the capital investment budget, or who have not signed a participation agreement (for any reason) will not be able to receive a municipal performance grant, regardless of their performance points

For all of the municipalities that have satisfied the minimum requirements, the municipal performance grant that each municipality will be awarded shall be based on its relative score attained in the 18 performance indicators (its score compared to the score of all other municipalities). For 2018, out of 30 performance indicators, twelve (12) of them were "frozen indicators", meaning that data on these indicators have not been collected for 2018, and shall therefore not be available during the 2019 assessment. Further details on these indicators are provided in the table presented below.

2.1.2 Performance indicators

As noted under Table 2 below, a total of 18 performance² indicators, under three key titles and ten sub-titles (see also table 1 above), were assessed for the 2020 grant.

Table 2: Summary of municipal performance grant topics for 2020³

#	Topic/Indicator area	Max. # of points
I. MUNICIPAL GOVERNANCE - Role of the Municipal Assembly, Citizen Participation and Inclusion, Transparency and Accountability		40
I	Role of the municipal assembly as an oversight body	13

² Indicators numbered 1, 8, 9, 11, 12, 18, 20, 23, 27, 28, 29 and 30 are "frozen" indicators and have not been assessed for the 2020 municipal performance grant.

³ More detailed explanation of the indicators topic and colours can be found in the text and in Annex 2 of the Municipal Performance Grant Rules for FY 2020.

1	Timely submission and approval of the Municipal Budget to the Municipal Assembly	2
2	Discussion of quarterly budget reports by the Municipal Assembly	3
3	Discussion of the Municipal Performance Report by the Municipal Assembly for the past year	2
4	Discussion of the external auditor's report and action plan for addressing the recommendations and discussion of the findings and recommendations of the internal audit in the Municipal Assembly	4
5	Reporting of the Mayor to the Municipal Assembly	2
II	Citizen participation, consultation and inclusion	12
6	Citizen participation in public meetings, disaggregated by gender	4
7	Municipal acts and local policy documents consulted with the public	4
8	Public Hearings on KAB and Municipal Budget (proportionally to # residents)	4
III	Transparency, access to information and integrity	15
9	Assembly meetings made public and broadcasted live	3
10	Regular update of the municipal website according to (specific) legal requirements	4
11	Publication of public procurement documents and contracts	2
12	Publication of minutes for public consultation processes	4
13	Reporting of the annual plan of integrity plan presented to the Municipal Assembly	2
II. MUNICIPAL MANAGEMENT - Financial Management, Contract Management and HR Management		30
IV	Financial management	13
14	Property tax register updated annually, according to legal requirements	3
15	Level of property tax collection (no debt, interest, penalties)	5
16	Addressing audit recommendations (according to NAO)	5
V	Contract management	7
17	Implementation of the procurement plan	3
18	Compilation and publication of the list of municipal properties that are planned to be used and exchanged	4
VI	Human resources management	10
19	Job openings processed through HRMIS	2
20	Women in leadership positions in education, health, culture institutions	5
21	Women appointed to political positions in the municipality	3
III. SERVICE DELIVERY - Access and quality of service delivery - By sector		30

VII	Administrative services	6
22	Cases of administrative claims reviewed within legal deadlines	4
23	Reviewed applications for a building permit	2
VIII	Spatial planning, public transport and the environment	8
24	Extension of the municipal territory included in (detailed) regulatory plans	3
25	Settlements covered by local public transport	3
26	Level of implementation of the action for local environmental action plan	2
IX	Pre-university education	8
27	% of children attending kindergarten	4
28	Matura test results	4
X	Primary Health Care (PHC)	8
29	PHC spaces in m2 per 10,000 inhabitants	3
30	Level of fulfilment of ratio 1 family physician and 2 nurses per 2,000 inhabitants	5

Different indicators have different maximum points, depending on the weight and importance attributed to an indicator. Annex 2 of the Municipal Performance Grant Rules for FY 2020 contains a detailed guideline regarding the allocation of points within maximum points. Points have been calibrated in a way which ensures that good and acceptable performance levels are rewarded, and for each indicator, the under-optimal performance is awarded with little or no points at all, meaning that points do indeed encourage better performance (rather than an average performance). Furthermore, this means that municipalities performing better on a number of indicators will receive significantly more points compared to municipalities with an average performance.

2.1.3 Data sources for assessing minimal conditions and the performance indicators

The data for assessing the grant performance for 2020 derive from the following sources: i) Report of the Municipal Performance Management System (PMS) from MLGA, ii) Regularity Audit Report for each of 38 municipalities prepared by NAO, and iii) NAO's special report for a number of indicators that have been assessed 2020 grant (performance of 2018).

2.1.4 Municipal Performance Grant financing sources

Municipal Performance Grant 2020 shall be co-financed by the MLGA, Switzerland (SDC), Sweden (Sida) and Norway (Norad).

Total amount available for the municipal performance grant of 2020 is EUR 4.9 million. Government's contribution has increased compared to 2018, whereas SDC contribution was reduced. From 2019, the municipal performance grant is also co-financed by Sweden. At the end of 2019, Norway has joined through Norad to co-finance the municipal performance grant.

The financing plan is as shown in the Table 3 below.

Table 3: Financing sources for the 2020 municipal performance grant (in EUR)

	Total 2020
GoK/MLGA	2,500,000 ⁴
SDC	950,000
Sida	540,000
NORAD	910,000
Total	4,900,000€

2.1.5 Calculating the amount of the municipal performance grant

The amount of municipal performance grant allocation is determined by (i) relative performance of each municipality for 2018, measured based on the determined performance indicators, and (ii) weight of the municipal performance grant in the total grant allocated for 2020. Details on the manner how the municipal performance grant allocation for 2020 has been calculated are provided under sub-chapter 3.3 – Municipal Performance Grant for 2020.

The amount of the general municipal grant for 2020 has been obtained from the budget circular of the Ministry of Finance with number 2020/01.

2.2 Assessment process

2.2.1 Institutional arrangements

The Municipal Performance Grant Commission (MPGC) and the technical group are the two bodies responsible for allocating the municipal performance grant.

The MPGC is the highest decision-making body for the grant. This commission assumes final responsibilities for grant allocation. The main function of the MPGC is to guarantee the assessment integrity by officially assuming responsibility (political) for assessment results and subsequent calculations for grant allocation. The MPGC cannot change the assessment result, or the allocations, rather its duty is to supervise and ensure that the technical group has followed the work rules.

The MPGC is comprised of:

- o 1 member from MLGA (Secretary General/Chairperson);
- o 2 members from Ministry of Finance and Transfers (Director of Budget and Director of Treasury);
- o 1 observer from NAO (Assistant Auditor General);
- o 1 observer from SDC (Director);
- o 1 observer from Sida (Director);
- o 1 observer from Norad (Director); and
- o 1 observer from the GAP Institute (Senior Researcher).

The Technical Group shall consist of 7 members:

⁴ This amount is subject to budget approval by the Assembly of Republic of Kosovo

- o 5 members from the MLGA (one of them is the Chairperson), and
- o 2 members from HELVETAS.

Detailed Terms of References for the Technical Group and the Municipal Performance Grant Commission are provided under Annex 5 and 6 of the Municipal Performance Grant Rules for the fiscal year 2020.

2.2.2 Timeliness

The performance assessment process started immediately after the data regarding municipal performance for 2018 were made available. The table below shows the legal deadline during which the assessment process for the grant of 2020 was performed.

Table 4: The deadline for the assessment process for the grant of 2020

Activity	MPG 2020	MPG 2021
Approval of rules	December, 2019	Before May 2020
Signing of participation agreement	n/a	n/a
Assessed performance for FY	2018	2019
Data collection	December, 2019	May - June 2020
Scoring/Assessment process	December 2019	July 2020
Approval of assessment results	March 2020	July 2020
Communication of results to municipalities	March 2020	August 2020
Period for complaints	March 2020	August 2020
Confirmation of final results and grant amounts	March 2020	August 2020
Transfer of funds	March 2020	January 2021
Use of funds	FY 2020	FY 2021

2.2.3 Procedures

Preparations

The Technical Group has prepared the Rules for FY 2020. The Rules for FY 2020 have been approved by MLGA, SDC, Sida and Norad, then the same have been distributed to municipalities.

Data collection and assessment

The Technical Group has collected the data on the performance assessment of 2018. Data have been transferred to a database for each minimum condition and each performance indicator. All data have been described by the data sources (except the 2 indicators whose assessment method has been described under Table 5 below). The Technical group has not changed any of the source data. These data have determined the results of the assessment on minimum conditions and the number of points scored by performance indicators, in accordance with the Assessment Guideline described under Annex 2 of the Municipal Performance Grant Rules for FY 2020. Initially, it was assessed whether the minimum conditions for each municipality have been fulfilled. This assessment has determined the eligible and non-eligible municipalities (see Annex 1). The next step was the assessment of performance indicators. The total points acquired are registered in the municipal performance grant allocation table, which calculates the amount of municipal performance grant for each eligible municipality (Table 7). Then have been determined the three best performance municipalities and additional rewards have been allocated according to rules. After that, the results for each

municipality have been filled in the scorecard (see template in Annex 3 of the Municipal Performance Grant Rules for FY 2020, and Annex 4 of this document)⁵. The assessment of performance indicators has been carried down for all municipalities, including those that have not fulfilled minimum conditions.

Quality control of data in the scorecard and the database has been conducted throughout the entire assessment process. Ultimately, a final control of formulas used and results (points) has been carried out.

Table 5: Additional clarifications on the data source/assessment manner for two performance indicators

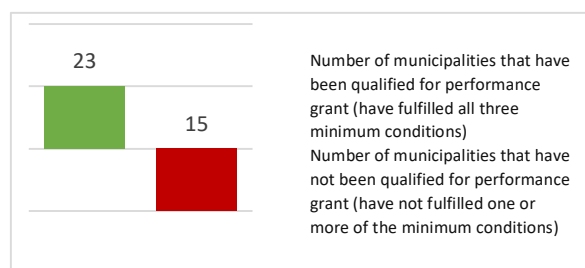
Indicator	MC/PI # ⁶	Assessment/Comment	Source
Discussion of the external auditor's report and action plan for addressing the recommendations and discussion of the findings and recommendations of the internal audit in the Municipal Assembly	PI4	This indicator is partly assessed. The data in NAO's Special Report have provided information only for discussing the External Audit Report (including Action Plan), but not for discussing the internal audit report (including Action Plan). Municipalities that have discussed the External Audit Report and Action Plan have been given 2 points; otherwise they have been given 0 points.	NAO, Performance Indicators for Local Government Level, 2018
Citizen participation in public meetings, disaggregated by gender	PI6	This indicator collects the readings by two PMS indicators. This year the source of data for the assessment of this indicator has been used the PMS Data Receipt Form.	MPMS Data Receipt Form

⁵ If a municipality has not submitted data for any indicator, the performance for these indicators will be zero.

⁶ MC– Minimum Condition; PI – Performance Indicator

3. Municipal Performance Grant for 2020 –Assessment Results

3.1 Results of minimum conditions



23 out of 38 assessed municipalities have met all three minimum conditions and **have been qualified for a municipal performance grant for 2020**. This means that more than 50% of municipalities in Kosovo will be beneficiary municipalities⁷ of the municipal performance grant in 2020.

36 out of the 38 municipalities in Kosovo (94.7%) have met the third minimum condition (Audit opinion at least not modified with the highlighting of the matter). 24 out of the 38 municipalities (63.15%) have met the fourth minimum condition (Level of budget spending of at least 75% for capital investments). 38 out of 38 municipalities (100%) have met the fifth minimum condition (Signed participation agreement). While the other two minimum conditions, reporting to municipalities on all MPMS indicators, and reviewing of legal acts deemed illegal by the oversight body, remain frozen for this assessment cycle.

The summary of the results of minimum conditions for all municipalities is given in the Annex no. 1, while the Annex no. 2 gives a summary of results for each municipality separately.

3.2 Results of performance indicators

3.2.1 Overall results of performance indicators

The average performance of all 38 municipalities with regard to the 18 performance indicators for 2018 (grant of 2018) is **45.6%** (~26.4 points out of a total of 58 potential points), while the average performance of the municipalities that have been qualified for the municipal performance grant is 48.28% (28 points out of a total of 58 potential points).

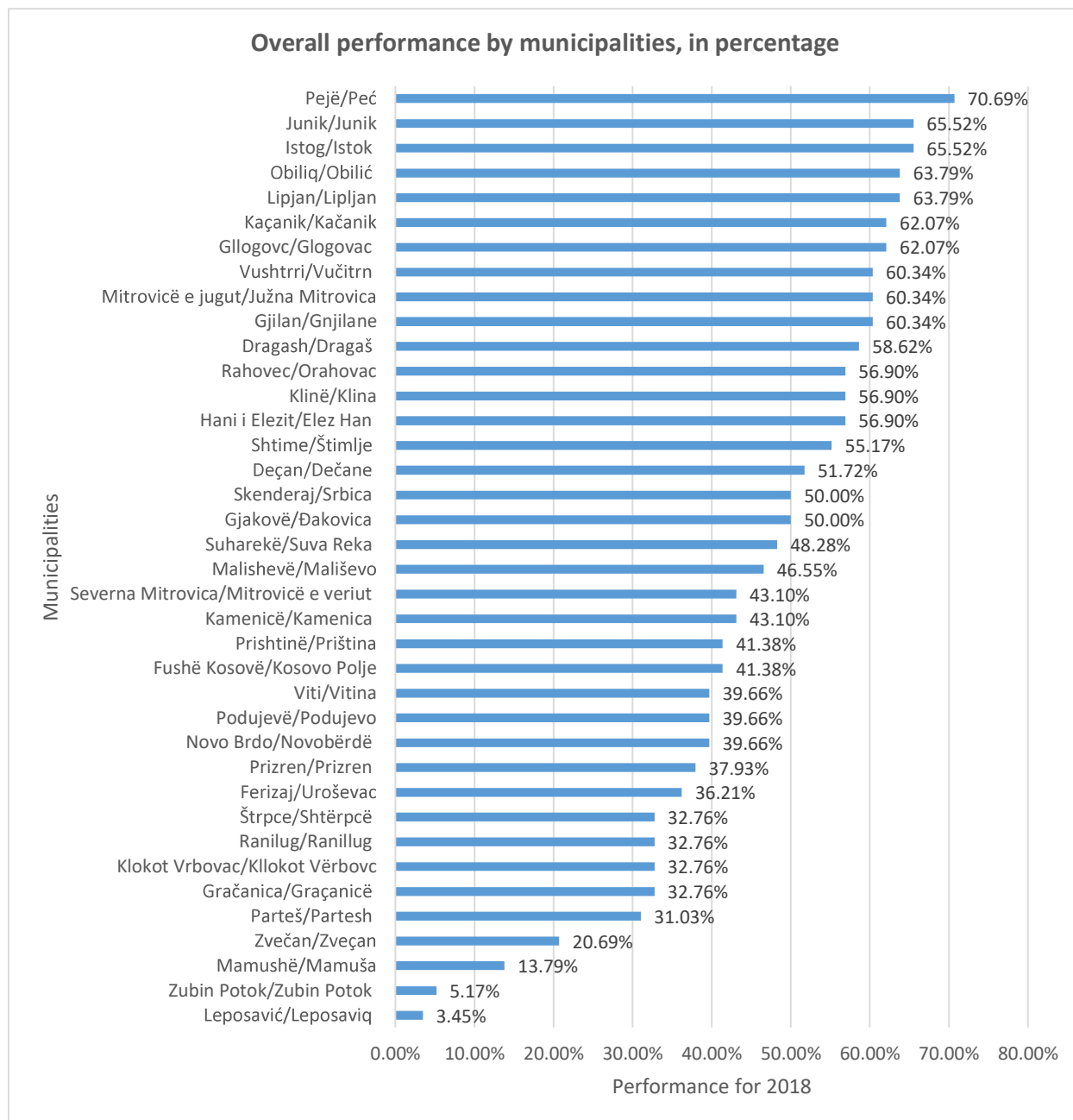
Two municipalities⁸ did not report the performance data for 2018 to the Municipal Performance Management System (MPMS). The results of these two municipalities for the indicators - with the MPMS being their source of data - are zero. Meanwhile, for the indicators having the National Audit Office as a source of data, these municipalities have gained points according to their performance. The result of their performance has reduced the average percentage of performance for the municipality performance grant. The average performance of 36 municipalities that reported performance data for 2018 to MPMS is 48.28% (3.45% more compared to the average of 38 municipalities).

The average result of the 2018 performance indicators for each municipality separately is given in figure 2 below. 18 out of 38 municipalities have achieved an average performance of over 50% in 18 performance indicators.

⁷ Gjilan/Gnjilane, Glogovac/Glogovac, Gračanica/Gračanicë, Hani i Elezit/Elez Han, Istog/Istok, Junik, Kaçanik/Kaçanik, Klinë/Klina, Klokot Vrbovac/Klokot Vërbovc, Leposavić/Leposaviq, Lipjan/Lipljan, Malishevë/Mališevo, Mamushë/Mamuša, South Mitrovica, Pejë/Peć, Rahovec/Orahovac, Ranilug/Ranillug, Shtime/Štimlje, Skenderaj/Srbica, Shtërpçë/Štrpce, Suharekë/Suva Reka Viti/Vitina, Vushtrri/Vučitrn.

⁸ Leposavic and Zubin Potok

Figure 1 Overall performance by municipalities, in percentage



The municipality with the highest performance in the 18 performance indicators for 2018 is the Municipality of Peja/Pec. The overall performance result of the Municipality of Peja/Pec is 41 out of 58 potential points (70.69%).

8 out of 38 municipalities achieved an overall performance of 24 and 29 points (40-50%). 18 municipalities achieved performance over 50%. Municipality of Leposavić/Leposaviq has the lowest average result in 18 performance indicators. The overall performance result of the Municipality of Leposavić/Leposaviq is 2 points out of 58 potential points (3.45%). This result may be low due to non-reporting of data to the MPMS by the Municipality of Leposavić/Leposaviq, as well as the Municipality of Zubin Potok, which has the overall performance result of 3 out of 58 potential points (5.17%).

There are no differences in the performance result of municipalities based on the surface area or population of municipalities.

3.2.2 Results for the performance indicators on the theme 'Democratic Governance'

The average performance of 38 municipalities in the 8 indicators assessed under the theme 'Democratic Governance' is ~ 13 points out of a total of 25 potential points on this theme (52%). The 3 municipalities with the highest performance in this theme are: Municipality of Junik, Municipality of Peja/Pec and Municipality of Rahovec/Orahovac. These municipalities have achieved performance of 80%–92%.

Under the sub-theme 'The role of the Municipal Assembly as an oversight body' the overall average performance for the 4 assessed indicators is 6 out of 11 potential points (54.55%).

Under the sub-theme 'Citizen participation, consultation and inclusion', the overall average performance for the 2 assessed indicators is 3 out of 8 potential points (37.5%).

Under the sub-theme 'Transparency, access to information and integrity', the overall average performance for the 2 assessed indicators is 4 out of 6 potential points (66.67%).

3.2.3 Results for the performance indicators on the theme 'Municipal Management'

The average performance of 38 municipalities in the 6 indicators assessed under the theme 'Municipal Management' is 6 points out of a total of 21 potential points on this theme (28.57%). The 3 municipalities with the highest performance on this theme are: Municipality of Peja/Pec, Municipality of Glogovac/Glogovac and Municipality of Obiliq. These municipalities have achieved a total of 11 points out of 21 potential points (52.38%).

Under the sub-theme 'Finance Management', the overall average performance for the 3 assessed indicators is 3 out of 13 potential points (23.08%).

Under the sub-theme 'Contract Management', the overall average performance for the 1 assessed indicator is 2 out of 3 potential points (66.67%).

Under the sub-theme 'Human Resources Management', the overall average performance for the 2 assessed indicators is 1 out of 5 potential points (20%).

3.2.4 Results for performance indicators on the theme 'Service Delivery'

The average performance of 38 municipalities in the 4 indicators assessed under the theme 'Service Delivery' is ~7 points out of a total of 12 potential points on this theme (58.33%). The 3 municipalities with the highest performance in this theme are: Municipality of Lipjan/Lipljan, Municipality of Dragash/ Dragaš and Municipality of Peja/Pec. These municipalities have achieved a total of 12 points, respectively 10 points out of 12 potential points (100%, respectively 83.33%).

Under the sub-theme 'Administrative Services' the overall average performance for the single assessed indicator is ~3 points out of 4 potential points (75%).

Under the sub-theme '**Spatial planning, public transport and environment**', the overall average performance for the 3 assessed indicators is 4 points out of 8 potential points (50%).

Under the sub-theme '**Pre University Education**' and '**Primary Health Care**' Indicators remain frozen in this cycle of municipal performance grant, since they are new indicators and have not been measured for the 2018 municipal performance grant.

3.2.5 Summary of results for the performance indicators

The table below shows the final result for each municipality, as well as the result for each theme.

Table 6: The result of performance indicators for all municipalities by themes

#	Municipality	Përmbledhja e rezultateve			
		Democratic Governance	Municipal Management	Service Delivery	Total points
1	Deçan/Deçane	18	3	9	30
2	Dragash/Dragaš	18	4	12	34
3	Ferizaj/Uroševac	9	3	9	21
4	Fushë Kosovë/Kosovo Polje	8	7	9	24
5	Gjakovë/Đakovica	17	6	6	29
6	Gjilan/Gnjilane	16	10	9	35
7	Glogovc/Glogovac	18	11	7	36
8	Gračanica/Gračanicë	8	9	2	19
9	Hani i Elezit/Elez Han	18	9	6	33
10	Istog/Istok	19	10	9	38
11	Junik/Junik	23	6	9	38
12	Kaçanik/Kaçanik	20	10	6	36
13	Kamenicë/Kamenica	9	9	7	25
14	Klinë/Klina	17	8	8	33
15	Klokot Vrbovac/Kllokot Vërbovc	10	5	4	19
16	Leposavić/Leposaviq	0	2	0	2
17	Lipjan/Lipljan	15	10	12	37
18	Malishevë/Mališevo	11	7	9	27
19	Mamushë/Mamuša	1	2	5	8
20	Mitrovicë e jugut/Južna Mitrovica	20	6	9	35
21	Novo Brdo/Novobërdë	10	6	7	23
22	Obiliq/Obilić	18	11	8	37
23	Parteš/Partesh	12	0	6	18
24	Pejë/Peć	20	11	10	41
25	Podujevë/Podujevo	9	7	7	23
26	Prishtinë/Priština	14	5	5	24
27	Prizren/Prizren	11	4	7	22
28	Rahovec/Orahovac	20	4	9	33
29	Ranilug/Ranillug	7	6	6	19
30	Severna Mitrovica/Mitrovicë e veriut	12	6	7	25
31	Shtime/Štimlje	14	9	9	32
32	Skenderaj/Srbica	15	5	9	29
33	Štrpce/Shtërpçë	8	2	9	19
34	Suharekë/Suva Reka	11	9	8	28
35	Viti/Vitina	10	7	6	23
36	Vushtrri/Vučitrn	19	10	6	35
37	Zubin Potok/Zubin Potok	0	3	0	3
Average expressed in points		4	3	5	12
Average expressed in percentage		13	6	7	26
		51.5%	30.7%	59.4%	45.6%

3.3 Municipal Performance grant for 2020 – amounts of the grant

Based on the results of the minimum conditions and the performance indicators, the grant allocation table has been completed.

The table below shows the amount of the municipal performance grant for each municipality, calculated according to the example below for the Municipality of Peja/Pec.

Initially, **the fulfilment of the three minimum conditions** was calculated. This has determined whether the municipality is a beneficiary of the grant or not. If the municipality has met the three minimum conditions, the score in column 5 of the table 7 will be = 1. On the contrary, if the municipality did not meet the three minimum conditions, the score of the minimum conditions will be zero. In this case, the Municipality of Peja/Pec has met the three minimum conditions and the score in column (5) for the Municipality of Peja/Pec is = 1.

To calculate the **level of the amount of municipality performance grant** for the Municipality of Peja/Pec, the following steps are taken:

1. Column (4): 'The relative share of the overall grant for the Municipality of Peja/Pec is defined by dividing the 'The general grant of the Municipality of Peja/Pec' - column (3) with 'The total amount of the general grant for allocation' - **total** of column 3.

The calculation is as follows:

'The general grant for the Municipality of Peja/Pec' (EUR 10,419,744.00) / 'The total amount of the general grant for allocation' (EUR 196,284,934.00) = 'The relative share of the general grant for the Municipality of Peja/Pec' (5.31%);

2. Column (6): 'Assessment score' is calculated by collecting the points gained in each of the 18 performance indicators for the Municipality of Peja/Pec ('Assessment score' for the Municipality of Peja/Pec = 41 points);

3. Column (7): 'The weighted performance score for the Municipality of Peja/Pec' is calculated by multiplying the 'Assessment score' - column (6) with 'The relative share of the general grant for the Municipality of Peja/Pec' – column (4) and 'The result of meeting the minimum conditions' - column (5).

The calculation is as follows:

'Assessment score' (41 points) * 'The relative share of the general grant for the Municipality of Peja/Pec' (5.31%) * 'The result of meeting minimum conditions' (1) = 'The weighted performance score for the Municipality of Peja/Pec' (2.18);

4. Column (8): 'The relative share of the weighted score for the Municipality of Peja/Pec' is calculated by dividing the 'The weighted performance score for the Municipality of Peja/Pec' - column (7) with the total of the 'weighted score' - total of column (7);

The calculation is as follows:

'The weighted performance score for the Municipality of Peja/Pec' (2.18) / 'The total weighted score' (16, 94) = 'The relative share of the weighted score for the Municipality of Peja/Pec' (12,8%).

5. Column (9): 'The calculated amount of the municipal performance grant for the Municipality of Peja/Pec' is calculated by multiplying 'The relative share of the weighted score for the Municipality of Peja/Pec' – column (8) with 'The total amount of the municipal performance grant available in one year' (EUR 4,410,000.00 - the total amount of municipal performance grant for the Municipality of Peja/Pec). For this year, the amount of the grant awarded to the Municipality of Peja/Pec is EUR 566,558.00. This amount represents 5,44% of the general grant for the Municipality of Peja/Pec.

6. Column (11): 'Reward' shows the allocation of reward for the Municipality of Peja/Pec. The Municipality of Peja/Pec with the best performance receives 5% of the total amount of the municipal performance grant which is 4,900,000 x 5% = EUR 245,000.
7. Column 12 shows the total amount of the municipal performance grant for each municipality after allocation of rewards. So column 9 - calculated amount for MPG for the Municipality of Peja/Pec is added to the amount of reward which is equal to the total amount of MPG for Municipality of Peja/Pec at EUR 811,558.00. This amount represents 7.79% of the general grant for the Municipality of Peja/Pec.

Table 7: Grant allocation for 2020

						Total amount of MPG		4,900,000				
						Reward for 1st municipality with maximum points		5.0%		245,000		
						Reward for 2nd municipality with maximum points		3.0%		147,000		
						Reward for 3rd municipality with maximum points		2.0%		98,000		
						Amount available for formula based grant allocation		490,000		4,410,000		
#	Municipality	Allocation of the general grant 2020/01	Relative Share of the overall grant	Assessment results		Weighted result score (4)*(5)*(6)	Relative share of weighted result score	Calculated amount of the performance grant	MPG as % of general grant	Reward	Total MPG amount	MPG as % of general grant
				KM Met=1 Not met=0	Assessment points							
(1)	(2)	(3)	(4)	(5)	(6)	(7)	(8)	(9)	(10)	(11)	12	13
1	Dečan/Dečane	4,299,188	2.19%	0	30	0.00	0.0%	-	0.00%	-	-	0.00%
2	Dragash/Dragaš	4,562,764	2.32%	0	34	0.00	0.0%	-	0.00%	-	-	0.00%
3	Ferizaj/Uroševac	11,083,416	5.65%	0	21	0.00	0.0%	-	0.00%	-	-	0.00%
4	Fushë Kosovë/Kosovo F	3,789,529	1.93%	0	24	0.00	0.0%	-	0.00%	-	-	0.00%
5	Gjakovë/Dakovica	10,133,611	5.16%	1	29	1.50	8.8%	389,732	3.85%	-	389,732	3.85%
6	Gjilan/Gnjilane	9,273,087	4.72%	1	35	1.65	9.8%	430,423	4.64%	-	430,423	4.64%
7	Glogovc/Glogovac	6,014,566	3.06%	1	36	1.10	6.5%	287,151	4.77%	-	287,151	4.77%
8	Gračanica/Gračanicë	2,142,986	1.09%	1	19	0.21	1.2%	53,998	2.52%	-	53,998	2.52%
9	Hani i Elezit/Elez Han	1,126,829	0.57%	1	33	0.19	1.1%	49,315	4.38%	-	49,315	4.38%
10	Istog/Istok	4,531,903	2.31%	0	38	0.00	0.0%	-	0.00%	-	-	0.00%
11	Junik/Junik	798,766	0.41%	1	38	0.15	0.9%	40,254	5.04%	147,000	187,254	23.44%
12	Kaçanik/Kaçanik	3,550,455	1.81%	1	36	0.65	3.8%	169,508	4.77%	-	169,508	4.77%
13	Kamenicë/Kamenica	4,129,292	2.10%	0	25	0.00	0.0%	-	0.00%	-	-	0.00%
14	Klinë/Klina	4,203,809	2.14%	1	33	0.71	4.2%	183,976	4.38%	-	183,976	4.38%
15	Klokot Vrbovac/Klllokot	472,058	0.24%	1	19	0.05	0.3%	11,895	2.52%	-	11,895	2.52%
16	Leposavić/Leposaviq	2,897,359	1.48%	1	2	0.03	0.2%	7,685	0.27%	-	7,685	0.27%
17	Lipjan/Lipljan	6,156,012	3.14%	1	37	1.16	6.8%	302,068	4.91%	98,000	400,068	6.50%
18	Malishevë/Mališevo	5,673,385	2.89%	1	27	0.78	4.6%	203,147	3.58%	-	203,147	3.58%
19	Mamushë/Mamuša	1,061,369	0.54%	1	8	0.04	0.3%	11,261	1.06%	-	11,261	1.06%
20	Mitrovicë e jugut/Južna	7,463,466	3.80%	1	35	1.33	7.9%	346,427	4.64%	-	346,427	4.64%
21	Novo Brdo/Novobërdë	1,169,354	0.60%	0	23	0.00	0.0%	-	0.00%	-	-	0.00%
22	Obiliq/Obilić	2,394,220	1.22%	0	37	0.00	0.0%	-	0.00%	-	-	0.00%
23	Partesh/Partesh	452,335	0.23%	0	18	0.00	0.0%	-	0.00%	-	-	0.00%
24	Pejë/Peć	10,419,744	5.31%	1	41	2.18	12.8%	566,558	5.44%	245,000	811,558	7.79%
25	Podujevë/Podujevo	9,292,820	4.73%	0	23	0.00	0.0%	-	0.00%	-	-	0.00%
26	Prishtinë/Priština	19,925,554	10.15%	0	24	0.00	0.0%	-	0.00%	-	-	0.00%
27	Prizren/Prizren	19,460,528	9.91%	0	22	0.00	0.0%	-	0.00%	-	-	0.00%
28	Rahovec/Orahovac	5,843,393	2.98%	1	33	0.98	5.8%	255,731	4.38%	-	255,731	4.38%
29	Ranilug/Ranillug	830,951	0.42%	1	19	0.08	0.5%	20,938	2.52%	-	20,938	2.52%
30	Severna Mitrovica/Mitr	2,132,431	1.09%	0	25	0.00	0.0%	-	0.00%	-	-	0.00%
31	Shtime/Štimlje	2,932,782	1.49%	1	32	0.48	2.8%	124,461	4.24%	-	124,461	4.24%
32	Skenderaj/Srbica	5,390,499	2.75%	1	29	0.80	4.7%	207,315	3.85%	-	207,315	3.85%
33	Štrpce/Shtërpçë	1,235,911	0.63%	1	19	0.12	0.7%	31,142	2.52%	-	31,142	2.52%
34	Suharekë/Suva Reka	6,246,611	3.18%	1	28	0.89	5.3%	231,956	3.71%	-	231,956	3.71%
35	Viti/Vitina	4,919,202	2.51%	1	23	0.58	3.4%	150,047	3.05%	-	150,047	3.05%
36	Vushtrri/Vučitrm	7,217,599	3.68%	1	35	1.29	7.6%	335,015	4.64%	-	335,015	4.64%
37	Zubin Potok/Zubin Pot	1,588,131	0.81%	0	3	0.00	0.0%	-	0.00%	-	-	0.00%
38	Zvečan/Zvečan	1,469,019	0.75%	0	12	0.00	0.0%	-	0.00%	-	-	0.00%
	Total/Average	196,284,934	100.00%	23	26	16.94	100.0%	4,410,000	2.25%	490,000	4,900,000	2.50%

3.4 Recommendations and a summary of assessment results

The assessment results show that 23 out of 38 assessed municipalities have implemented a sound system of municipal finance management during 2018, according to the minimum conditions set out in the municipal performance grant. These 23 municipalities are eligible to a municipal performance grant to be transferred to municipalities early in 2020.

The assessment results for the performance indicators for 2018 show that most municipalities have shown an average performance in these indicators. The total average of 38 municipalities for 18 performance indicators is 26.4 points out of a total of 58 potential points (45.6%). It is worth pointing out that a considerable number of municipalities that did not meet the minimum conditions for the municipal performance grant have shown over-average performance on performance indicators⁹.

The data show that in some indicators, the average performance is lower. This requires additional analysis for each indicator.

The data also suggests that there are no differences between municipalities with different population or surface areas in the overall performance score. However, such factors have influenced the determination of the municipal performance grant amount.

The amount of grant that municipalities will receive in 2020 varies from EUR 7,685¹⁰ to EUR 811,558¹¹. The relative increase that municipalities will receive varies from 0.27%¹² to 23.44%¹³ of the overall municipal grant.

As stated above, it turns out that the 2020 municipal performance grant in the total amount of EUR 4.9 million will be allocated to 23 municipalities that have met the three minimum conditions. The level of grant for each municipality is determined by their performance in comparison with the performance of other beneficiary municipalities as well as by the weight of the grant in the overall grant allocated for 2020. In addition, for three best performance municipalities is determined the amount of rewards according to MPG Rules.

It is recommended that the Municipal Performance Grant Commission approve the assessment results and the allocated amounts of the municipal performance grant for 2020.

⁹ Municipality of Istog, Obiliq, Dragash, Deçan

¹⁰ Municipality of Leposaviq

¹¹ Municipality of Peja

¹² Municipality of Leposaviq

¹³ Municipality of Junik

Annexes

Annex 1 – The overall result of minimum conditions - performance of 2018

Annex 2 – The overall result of performance indicators by areas, subareas and indicators

Annex 3 – Summary of municipalities' individual performance result

Annex 1 – The overall result of minimum conditions - performance of 2018

#	Municipality	MC1	MC2	MC3	MC4	MC5	SUM MC	Result of MCs	Remark
1	Deçan/Deçane			1	0	1	2	0	Municipality is not eligible
2	Dragash/Dragaš			1	0	1	2	0	Municipality is not eligible
3	Ferizaj/Uroševac			0	1	1	2	0	Municipality is not eligible
4	Fushë Kosovë/Kosovo Polje			1	0	1	2	0	Municipality is not eligible
5	Gjakovë/Đakovica			1	1	1	3	1	Municipality is eligible
6	Gjilan/Gnjilane			1	1	1	3	1	Municipality is eligible
7	Gllgovc/Glogovac			1	1	1	3	1	Municipality is eligible
8	Gračanica/Gračanicë			1	1	1	3	1	Municipality is eligible
9	Hani i Elezit/Elez Han			1	1	1	3	1	Municipality is eligible
10	Istog/Istok			1	0	1	2	0	Municipality is not eligible
11	Junik/Junik			1	1	1	3	1	Municipality is eligible
12	Kaçanik/Kaçanik			1	1	1	3	1	Municipality is eligible
13	Kamenicë/Kamenica			1	0	1	2	0	Municipality is not eligible
14	Klinë/Klina			1	1	1	3	1	Municipality is eligible
15	Klokot Vrbovac/Kllokot Vërbovc			1	1	1	3	1	Municipality is eligible
16	Leposavić/Leposaviq			1	1	1	3	1	Municipality is eligible
17	Lipjan/Lipljan			1	1	1	3	1	Municipality is eligible
18	Malishevë/Mališevo			1	1	1	3	1	Municipality is eligible
19	Mamushë/Mamuša			1	1	1	3	1	Municipality is eligible
20	Mitrovicë e jugut/Južna Mitrovica			1	1	1	3	1	Municipality is eligible
21	Novo Brdo/Novobërdë			0	0	1	1	0	Municipality is not eligible
22	Obiliq/Obilić			1	0	1	2	0	Municipality is not eligible
23	Parteš/Partesh			1	0	1	2	0	Municipality is not eligible
24	Pejë/Peć			1	1	1	3	1	Municipality is eligible
25	Podujevë/Podujevo			1	0	1	2	0	Municipality is not eligible

26	Prishtinë/Priština			1	0	1	2	0	Municipality is not eligible
27	Prizren/Prizren			1	0	1	2	0	Municipality is not eligible
28	Rahovec/Orahovac/Orahovac			1	1	1	3	1	Municipality is eligible
29	Ranilug/Ranillug			1	1	1	3	1	Municipality is eligible
30	Severna Mitrovica/Mitrovicë e veriut			1	0	1	2	0	Municipality is not eligible
31	Shtime/Štimlje			1	1	1	3	1	Municipality is eligible
32	Skenderaj/Srbica			1	1	1	3	1	Municipality is eligible
33	Štrpce/Shtërpçë			1	1	1	3	1	Municipality is eligible
34	Suharekë/Suva Reka			1	1	1	3	1	Municipality is eligible
35	Viti/Vitina			1	1	1	3	1	Municipality is eligible
36	Vushtrri/Vučitrn			1	1	1	3	1	Municipality is eligible
37	Zubin Potok/Zubin Potok/Zubin Potok/Zubin Potok			1	0	1	2	0	Municipality is not eligible
38	Zvečan/Zveçan			1	0	1	2	0	Municipality is not eligible
	Total			36	24	38		23	23 municipalities are eligible

Annex 2 The overall result of performance indicators by areas, subareas and indicators
Performance result in the area: 1. Democratic Governance

#	Municipality	1. The role of the Municipal Assembly					2. Citizen participation, consultation and inclusion					3. Transparency, access to information and integrity					Total	
		TP1	TP2	TP3	TP4	TP5	Tot I I	TP6	TP7	TP8	Tot II	TP9	TP10	TP11	TP12	TP13		Tot III
1	Dečan/Deča	0	3	2	0	2	7	1	4	0	5	0	4	0	0	2	6	18
2	Dragash/Dr	0	3	0	2	2	7	1	4	0	5	0	4	0	0	2	6	18
3	Ferizaj/Uroš	0	3	0	0	0	3	0	0	0	0	0	4	0	0	2	6	9
4	Fushë Koso	0	0	0	2	0	2	0	4	0	4	0	2	0	0	0	2	8
5	Gjakovë/Da	0	3	2	2	2	9	0	4	0	4	0	4	0	0	0	4	17
6	Gjilan/Gnjil	0	3	2	0	1	6	0	4	0	4	0	4	0	0	2	6	16
7	Gillogovc/G	0	3	2	0	2	7	1	4	0	5	0	4	0	0	2	6	18
8	Gračanica/G	0	3	0	2	0	5	1	0	0	1	0	2	0	0	0	2	8
9	Hani i Elezit	0	3	2	2	2	9	1	4	0	5	0	4	0	0	0	4	18
10	Istog/Istok	0	3	2	2	2	9	0	4	0	4	0	4	0	0	2	6	19
11	Junik/Junik	0	3	2	2	2	9	4	4	0	8	0	4	0	0	2	6	23
12	Kaçanik/Ka	0	3	2	2	2	9	1	4	0	5	0	4	0	0	2	6	20
13	Kamenicë/K	0	0	0	2	1	3	0	2	0	2	0	4	0	0	0	4	9
14	Klinë/Klina	0	3	0	2	2	7	0	4	0	4	0	4	0	0	2	6	17
15	Klokot Vrb	0	3	0	2	2	7	1	0	0	1	0	2	0	0	0	2	10
16	Leposavić/L	0	0	0	0	0	0	0	0	0	0	0	0	0	0	0	0	0
17	Lipjan/Liplj	0	3	2	0	2	7	1	1	0	2	0	4	0	0	2	6	15
18	Malishevë/M	0	3	0	2	2	7	0	0	0	0	0	4	0	0	0	4	11
19	Mamushë/M	0	0	0	0	0	0	1	0	0	1	0	0	0	0	0	0	1
20	Mitrovicë e	0	3	2	2	2	9	1	4	0	5	0	4	0	0	2	6	20
21	Novo Brdo/	0	3	0	0	1	4	2	0	0	2	0	4	0	0	0	4	10
22	Obiliq/Obil	0	3	2	0	2	7	1	4	0	5	0	4	0	0	2	6	18
23	Parteš/Part	0	3	2	2	2	9	1	0	0	1	0	2	0	0	0	2	12
24	Pejë/Peć	0	3	2	2	2	9	1	4	0	5	0	4	0	0	2	6	20
25	Podujevë/P	0	3	0	2	0	5	0	0	0	0	0	4	0	0	0	4	9
26	Prishtinë/Pr	0	3	0	0	1	4	0	4	0	4	0	4	0	0	2	6	14
27	Prizren/Priz	0	3	0	2	0	5	0	4	0	4	0	2	0	0	0	2	11
28	Rahovec/O	0	3	2	2	2	9	1	4	0	5	0	4	0	0	2	6	20
29	Ranilug/Rar	0	3	0	2	1	6	1	0	0	1	0	0	0	0	0	0	7
30	Sev Mitrovi	0	3	0	0	2	5	1	4	0	5	0	2	0	0	0	2	12
31	Shtime/Štin	0	3	0	2	1	6	0	4	0	4	0	4	0	0	0	4	14
32	Skenderaj/S	0	3	0	2	2	7	0	4	0	4	0	4	0	0	0	4	15
33	Štrpce/Shtë	0	0	0	2	2	4	0	0	0	0	0	2	0	0	2	4	8
34	Suharekë/S	0	3	2	0	2	7	0	0	0	0	0	4	0	0	0	4	11
35	Viti/Vitina	0	3	0	2	1	6	0	0	0	0	0	4	0	0	0	4	10
36	Vushtri/Vu	0	3	2	2	2	9	0	4	0	4	0	4	0	0	2	6	19
37	Zubin Potol	0	0	0	0	0	0	0	0	0	0	0	0	0	0	0	0	0
38	Zvečan/Zve	0	0	0	0	2	2	0	0	0	0	0	0	0	0	2	2	4
	Average	0	2.45	0.84	1.26	1.39	6	0.58	2.29	0	3	0	3.11	0	0	0.95	4	13

Performance result in the area 2: Municipal Management

#	Municipality	Finance Management				Contract Management			Human Resources management				Total points
		TP14	TP15	TP16	Tot IV	TP17	TP18	Tot V	TP19	TP20	TP21	Tot VI	
1	Deçan/Deçane	0	0	0	0	1	0	1	2	0	0	2	3
2	Dragash/Dragaš	1	0	0	1	3	0	3	0	0	0	0	4
3	Ferizaj/Uroševac	1	1	0	2	1	0	1	0	0	0	0	3
4	Fushë Kosovë/Kosovo Polje	1	1	0	2	3	0	3	2	0	0	2	7
5	Gjakovë/Đakovica	1	1	0	2	1	0	1	2	0	1	3	6
6	Gjilan/Gnjilane	3	1	1	5	3	0	3	2	0	0	2	10
7	Glogovac/Glogovac	1	1	1	3	3	0	3	2	0	3	5	11
8	Gračanica/Graçanicë	3	1	0	4	3	0	3	2	0	0	2	9
9	Hani i Elezit/Elez Han	3	1	0	4	3	0	3	2	0	0	2	9
10	Istog/Istok	3	1	1	5	3	0	3	2	0	0	2	10
11	Junik/Junik	1	1	1	3	1	0	1	2	0	0	2	6
12	Kaçanik/Kaçanik	3	1	1	5	3	0	3	2	0	0	2	10
13	Kamenicë/Kamenica	1	1	1	3	3	0	3	2	0	1	3	9
14	Klinë/Klina	3	1	1	5	3	0	3	0	0	0	0	8
15	Klokot Vrbovac/Kllokot Vërbovc	0	1	0	1	3	0	3	0	0	1	1	5
16	Leposavić/Leposaviq	0	0	2	2	0	0	0	0	0	0	0	2
17	Lipjan/Lipljan	3	1	1	5	3	0	3	2	0	0	2	10
18	Malishevë/Mališevo	3	0	1	4	1	0	1	2	0	0	2	7
19	Mamushë/Mamuša	0	0	1	1	1	0	1	0	0	0	0	2
20	Mitrovicë e jugut/Južna Mitrovica	3	0	0	3	1	0	1	2	0	0	2	6
21	Novo Brdo/Novobërdë	1	0	0	1	3	0	3	2	0	0	2	6
22	Obiliq/Obilić	3	3	2	8	3	0	3	0	0	0	0	11
23	Parteš/Partesh	0	0	0	0	0	0	0	0	0	0	0	0
24	Pejë/Peć	3	1	2	6	3	0	3	2	0	0	2	11
25	Podujevë/Podujevo	3	0	1	4	3	0	3	0	0	0	0	7
26	Prishtinë/Priština	3	1	0	4	1	0	1	0	0	0	0	5
27	Prizren/Prizren	1	1	0	2	1	0	1	1	0	0	1	4
28	Rahovec/Orahovac	0	1	1	2	1	0	1	1	0	0	1	4
29	Ranilug/Ranillug	1	1	1	3	3	0	3	0	0	0	0	6
30	Severna Mitrovica/Mitrovicë e veriut	0	0	0	0	3	0	3	2	0	1	3	6
31	Shtime/Štimlje	1	1	1	3	3	0	3	2	0	1	3	9
32	Skenderaj/Srbica	1	1	1	3	0	0	0	2	0	0	2	5
33	Štrpce/Shtërpçë	1	0	0	1	1	0	1	0	0	0	0	2
34	Suharekë/Suva Reka	3	1	1	5	1	0	1	2	0	1	3	9
35	Viti/Vitina	0	1	1	2	3	0	3	2	0	0	2	7
36	Vushtrri/Vuçitrn	3	1	1	5	3	0	3	2	0	0	2	10
37	Zubin Potok/Zubin Potok	0	0	0	0	3	0	3	0	0	0	0	3
38	Zvečan/Zveçan	0	0	0	0	3	0	3	0	0	0	0	3
	Total	1.53	0.71	0.63	2.87	2.13	0	2.13	1.21	0	0.24	1.45	6.45

Performance result in area: Service Delivery

#	Municipality	Administrative services			Spatial planning, public transport and environment				Pre-university education			Primary health care			Total points
		TP22	TP23	Tot VII	TP24	TP25	TP26	Tot VIII	TP27	TP28	Tot IX	TP29	TP30	Tot IX	
1	Deçan/Dečane	4	0	4	0	3	2	5	0	0	0	0	0	0	12
2	Dragash/Dragaš	4	0	4	3	3	2	8	0	0	0	0	0	0	9
3	Ferizaj/Uroševac	4	0	4	0	3	2	5	0	0	0	0	0	0	9
4	Fushë Kosovë/Kosovo Polje	4	0	4	0	3	2	5	0	0	0	0	0	0	6
5	Gjakovë/Đakovica	4	0	4	0	1	1	2	0	0	0	0	0	0	9
6	Gjilan/Gnjilane	4	0	4	0	3	2	5	0	0	0	0	0	0	7
7	Glogovac/Glogovac	4	0	4	0	3	0	3	0	0	0	0	0	0	2
8	Gračanica/Gračanicë	0	0	0	0	0	2	2	0	0	0	0	0	0	6
9	Hani i Elezit/Elez Han	4	0	4	0	1	1	2	0	0	0	0	0	0	9
10	Istog/Istok	4	0	4	0	3	2	5	0	0	0	0	0	0	9
11	Junik/Junik	4	0	4	0	3	2	5	0	0	0	0	0	0	6
12	Kaçanik/Kaçanik	4	0	4	0	1	1	2	0	0	0	0	0	0	7
13	Kamenicë/Kamenica	4	0	4	0	1	2	3	0	0	0	0	0	0	8
14	Klinë/Klina	4	0	4	0	3	1	4	0	0	0	0	0	0	4
15	Klokot Vrbovac/Kllokot Vërbovc	4	0	4	0	0	0	0	0	0	0	0	0	0	0
16	Leposavić/Leposaviq	0	0	0	0	0	0	0	0	0	0	0	0	0	12
17	Lipjan/Lipljan	4	0	4	3	3	2	8	0	0	0	0	0	0	9
18	Malishevë/Mališevo	4	0	4	0	3	2	5	0	0	0	0	0	0	5
19	Mamushë/Mamuša	4	0	4	1	0	0	1	0	0	0	0	0	0	9
20	Mitrovicë e jugut/Južna Mitrovica	4	0	4	0	3	2	5	0	0	0	0	0	0	7
21	Novo Brdo/Novobërdë	4	0	4	1	0	2	3	0	0	0	0	0	0	8
22	Obiliq/Obilić	4	0	4	0	3	1	4	0	0	0	0	0	0	6
23	Parteš/Partesh	4	0	4	0	0	2	2	0	0	0	0	0	0	10
24	Pejë/Peć	4	0	4	3	3	0	6	0	0	0	0	0	0	7
25	Podujevë/Podujevo	4	0	4	0	3	0	3	0	0	0	0	0	0	5
26	Prishtinë/Priština	4	0	4	0	1	0	1	0	0	0	0	0	0	7
27	Prizren/Prizren	2	0	2	0	3	2	5	0	0	0	0	0	0	9
28	Rahovec/Orahovac	4	0	4	0	3	2	5	0	0	0	0	0	0	6
29	Ranilug/Ranillug	4	0	4	0	0	2	2	0	0	0	0	0	0	7
30	Severna Mitrovica/Mitrovicë e veriut	4	0	4	3	0	0	3	0	0	0	0	0	0	9
31	Shtime/Štimlje	4	0	4	0	3	2	5	0	0	0	0	0	0	9
32	Skenderaj/Srbica	4	0	4	0	3	2	5	0	0	0	0	0	0	9
33	Štrpce/Shtërpçë	1	0	1	3	3	2	8	0	0	0	0	0	0	8
34	Suharekë/Suva Reka	4	0	4	0	3	1	4	0	0	0	0	0	0	6
35	Viti/Vitina	4	0	4	0	1	1	2	0	0	0	0	0	0	6
36	Vushtrri/Vučitrn	4	0	4	0	1	1	2	0	0	0	0	0	0	0
37	Zubin Potok/Zubin Potok	0	0	0	0	0	0	0	0	0	0	0	0	0	5
38	Zvečan/Zvečan	0	0	0	3	0	2	5	0	0	0	0	0	0	7
	Average	3.45	0	3.447	0.526	1.842	1.316	3.684211	0	0	0	0	0	0	7

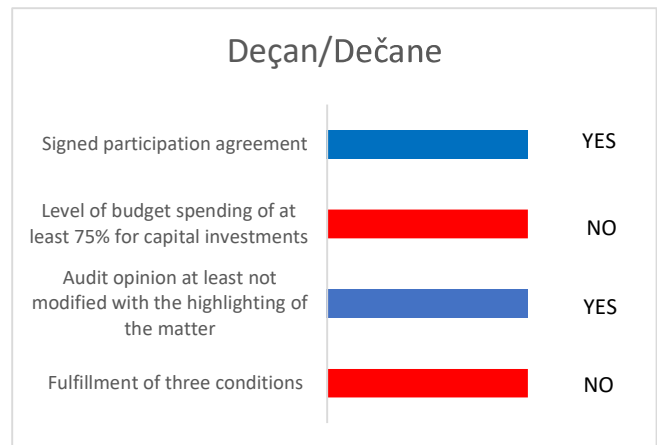
Annex 3 – Summary of results of individual performance of each municipality

Summary of results for 2018 for the Municipal Performance Grant - Municipality of Dečan/Dečane

Assessment of minimum conditions for 2018

Municipality of Dečan/Dečane has not been qualified for the performance grant for 2020.

Minimum condition number 4 (level of budget spending of at least 75% for capital investments for 2018) has not been fulfilled. The Municipality has spent 69.64% of the budget for capital investment.



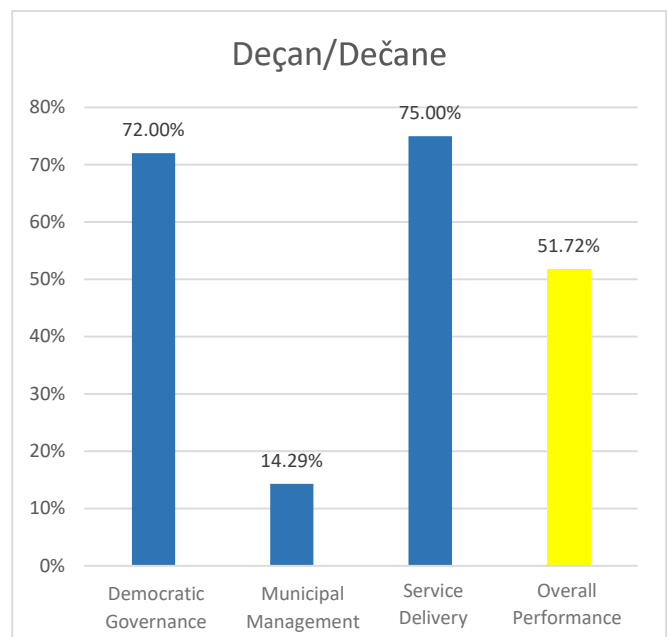
Assessment of Performance Indicators for 2018

The average performance of the Municipality of Dečan/Dečane in the 18 assessed indicators is 30 points out of 58 possible points (51.72%).

The average performance in 8 indicators assessed under the field of 'Democratic Governance' is 18 out of a total of 25 possible points in this field (72.00%).

The average performance in the 6 indicators assessed under the field of 'Municipal Management' is 3 points out of 21 possible points in this field (14.29%).

The average performance in the four indicators assessed under the field of 'Service Delivery' is 9 points out of 12 possible points in this field (51.72%).

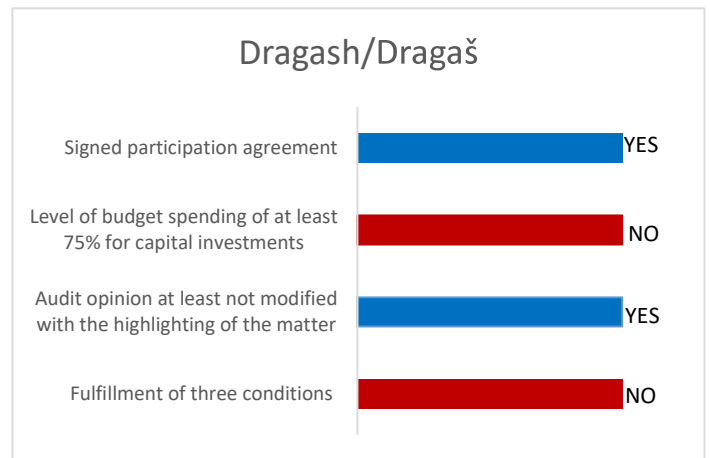


Summary of results for 2018 for the Municipal Performance Grant - Municipality of Dragash/Dragaš

Assessment of minimum conditions for 2018

Municipality of Dragash/Dragaš has not been qualified for the Municipal Performance Grant for 2020.

Minimum condition number 4 (level of budget spending of at least 75% for capital investments for 2018) has not been fulfilled. The Municipality has spent 69.67% of the budget for capital investment.



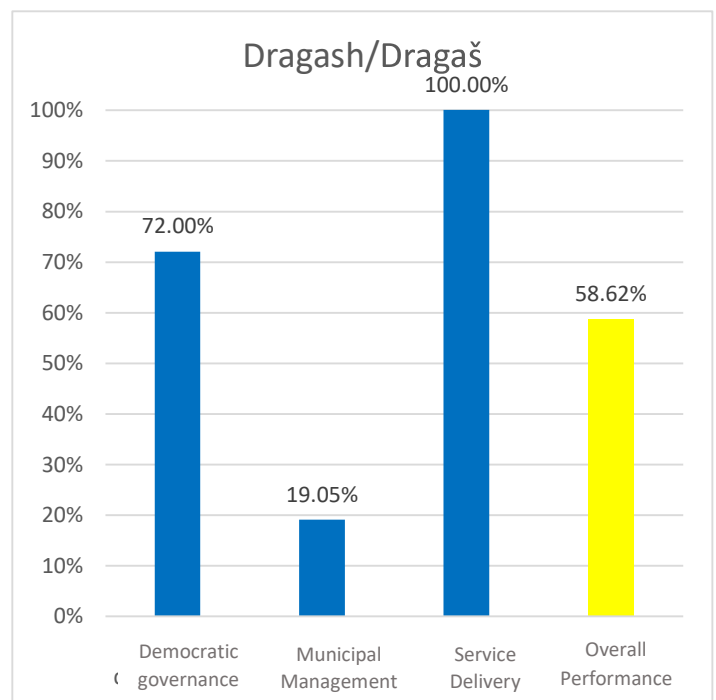
Assessment of Performance Indicators for 2018

The average performance of the Municipality of Dragash/Dragaš in the 18 assessed indicators is 34 points out of 58 possible points (58.62%).

The average performance in the 8 indicators assessed under the field 'Democratic Governance' is 18 out of 25 possible points in this field (72%).

The average performance in the 6 indicators assessed under the field of 'Municipal Management' is 4 points out of 21 possible points in this field (19.05%).

The average performance in the 4 indicators assessed under the field 'Service Delivery' is 12 points out of 12 possible points in this field



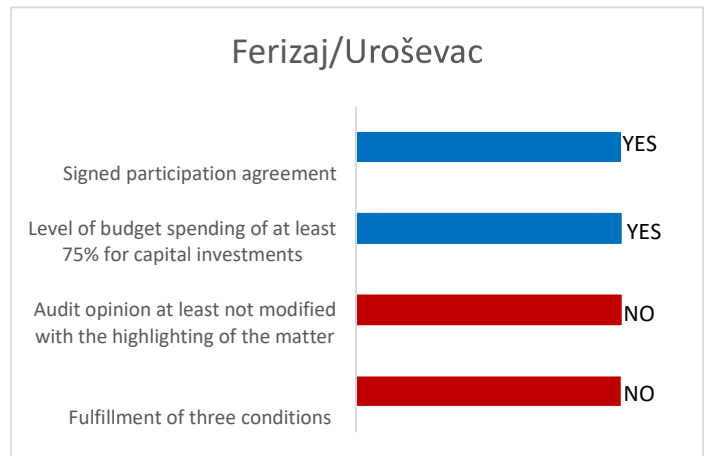
(100%).

Summary of results for 2018 for the Municipal Performance Grant - Municipality of Ferizaj/Uroševac

Assessment of minimum conditions for 2018

The Municipality of Ferizaj/Uroševac has not been qualified for the Municipal Performance Grant for 2020.

Minimum condition number 3 (Audit opinion at least not modified within the highlighting of the matter) has not been fulfilled. The audit opinion on regularity for 2018 is a qualified opinion with the highlight of the matter.



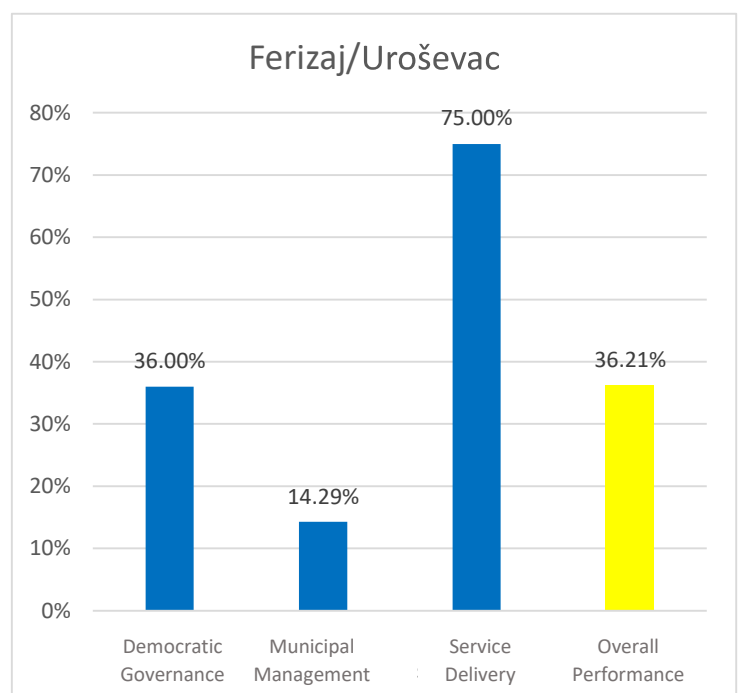
Assessment of Performance Indicators for 2018

The average performance of the Municipality of Ferizaj/Uroševac in the 18 assessed indicators is 21 points out of 58 possible points (36.21%).

The average performance in the 8 indicators assessed under the field 'Democratic Governance' is 9 points out of 25 possible points in this field (36%).

The average performance in the 6 indicators assessed under the field of 'Municipal Management' is 3 points out of 21 possible points in this field (14.29%).

The average performance in the 4 indicators assessed under the field of 'Service Delivery' is 9 points out of 12 possible points in this field (75%).

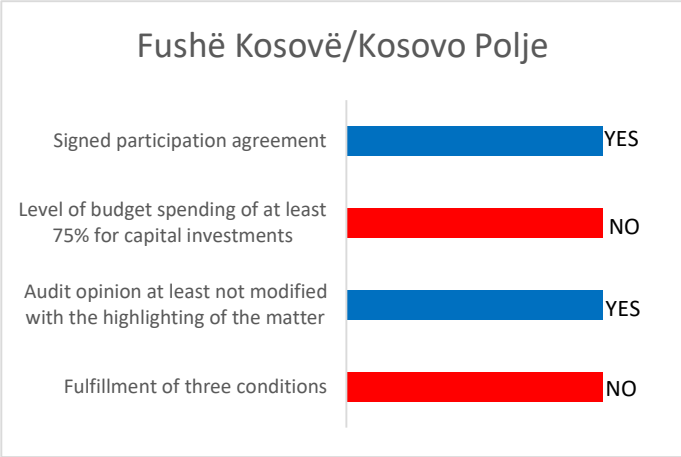


Summary of results for 2018 for the Municipal Performance Grant - Municipality of Fushë Kosovë/Kosovo Polje

Assessment of minimum conditions for 2018

Municipality of Fushë Kosovë/Kosovo Polje has not been qualified for the Municipal Performance Grant for 2020.

Minimum condition number 4 (level of budget spending of at least 75% for capital investments for 2018) has not been fulfilled. The Municipality has spent 62.33% of the budget for capital investment.



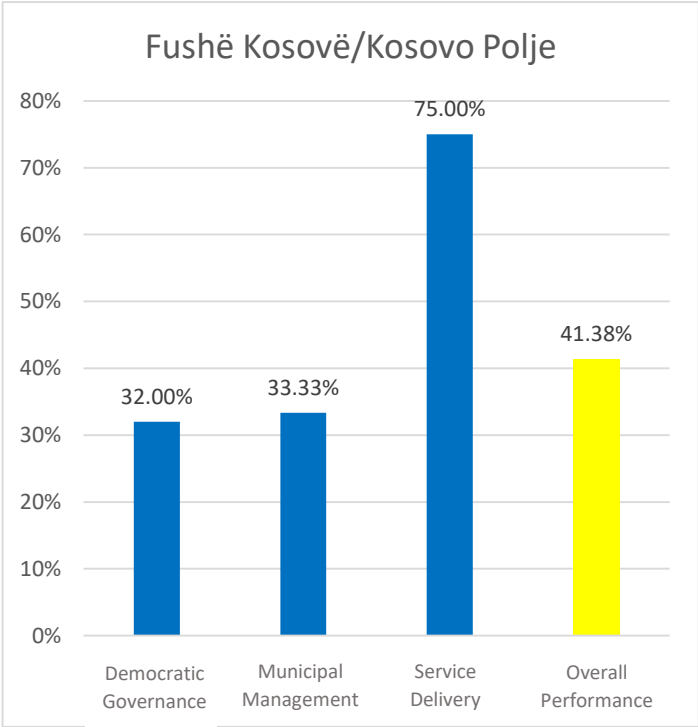
Assessment of Performance Indicators for 2018

The average performance of the Municipality of Fushë Kosovë/Kosovo Polje in the 18 assessed indicators is 24 points out of 58 possible points (41.38%).

The average performance in the 8 indicators assessed under the field of 'Democratic Governance' is 8 points out of 25 possible points in this field (32%).

The average performance in the 6 indicators assessed under the field of 'Municipal Management' is 7 points out of 21 possible points in this field (33.33%).

The average performance in the 4 indicators assessed under the field of 'Service Delivery' is 9 out of 12 possible points in this field (75%).

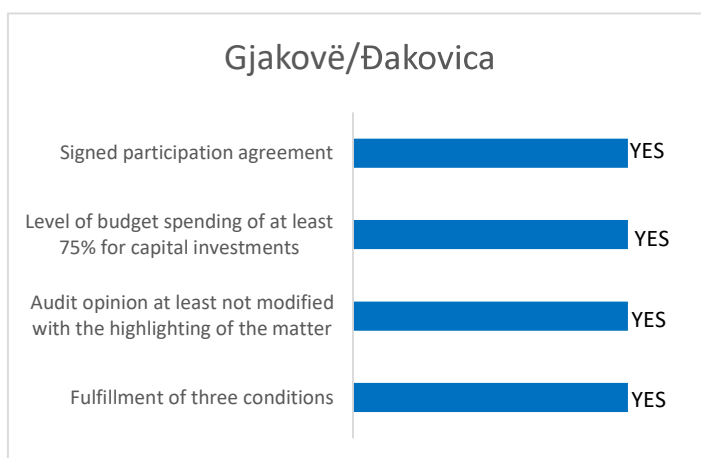


Summary of results for 2018 for the Municipal Performance Grant - Municipality of Gjakovë/Đakovica

Assessment of minimum conditions for 2018

Municipality of Gjakova/Đakovica has been qualified for the Municipal Performance Grant for 2020.

The Municipality has fulfilled the three minimum conditions.



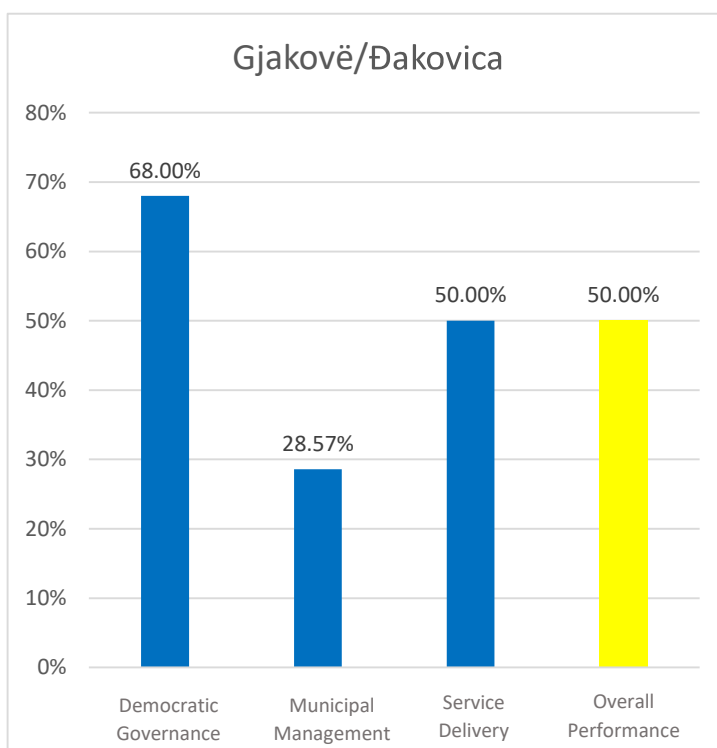
Assessment of Performance Indicators for 2018

The average performance of the Municipality of Gjakova/Đakovica in the 18 assessed indicators is 29 points out of 58 possible points (50%).

The average performance in the 8 indicators assessed under the field of 'Democratic Governance' is 17 points out of 25 possible points in this field (68%).

The average performance in the 6 indicators assessed under the field of 'Municipal Management' is 6 out of 21 possible points in this field (28.57%).

The average performance in the 4 indicators assessed under the field of 'Service Delivery' is 6 points out of 12 possible points in this field (50%).

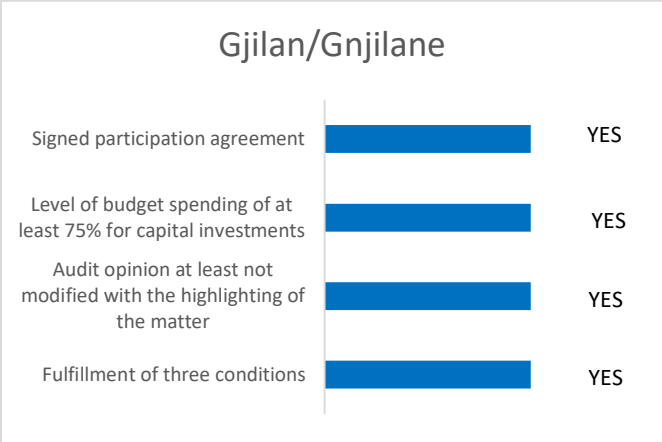


Summary of results for 2018 for the Municipal Performance Grant - Municipality of Gjilan/Gnjilane

Assessment of minimum conditions for 2018

Municipality of Gjilan/Gnjilane has been qualified for the Municipal Performance Grant for 2020.

The Municipality has fulfilled the three minimum conditions.



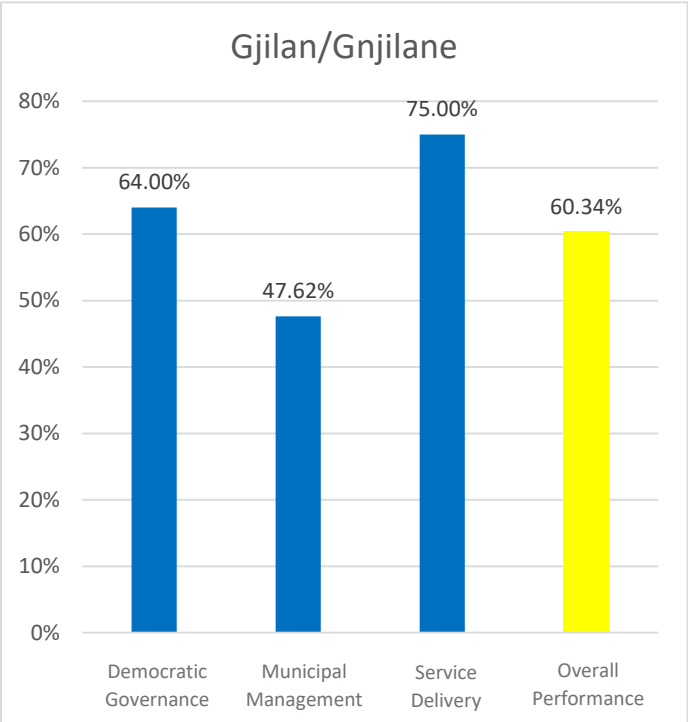
Assessment of Performance Indicators for 2018

The average performance of the Municipality of Gjilan/Gnjilane in the 18 assessed indicators is 35 out of 58 possible points (60.34%).

The average performance in the 8 indicators assessed under the field of 'Democratic Governance' is 16 points out of 25 possible points in this field (64%).

The average performance in the 6 indicators assessed under the field of 'Municipal Management' is 10 points out of 21 possible points in this field (47.62%).

The average performance in the 4 indicators assessed under the field of 'Service Delivery' is 9 points out of 12 possible points in this field (75%).

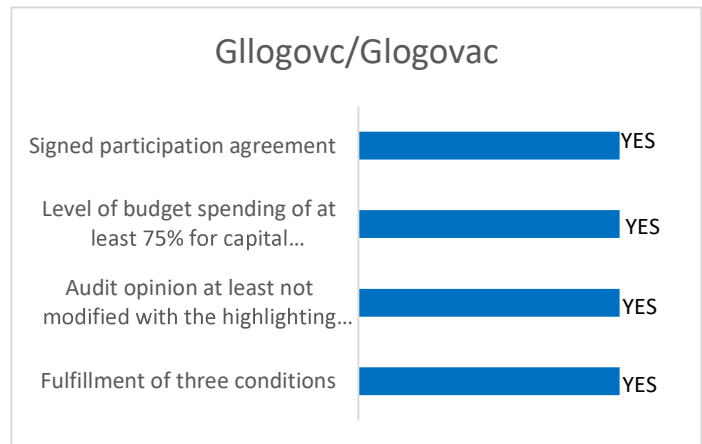


Summary of results for 2018 for the Municipal Performance Grant - Municipality of Glogovac/Glogovac

Assessment of minimum conditions for 2018

Municipality of Glogovac/Glogovac has been qualified for the Municipal Performance Grant for 2020.

The Municipality has fulfilled the three minimum conditions.



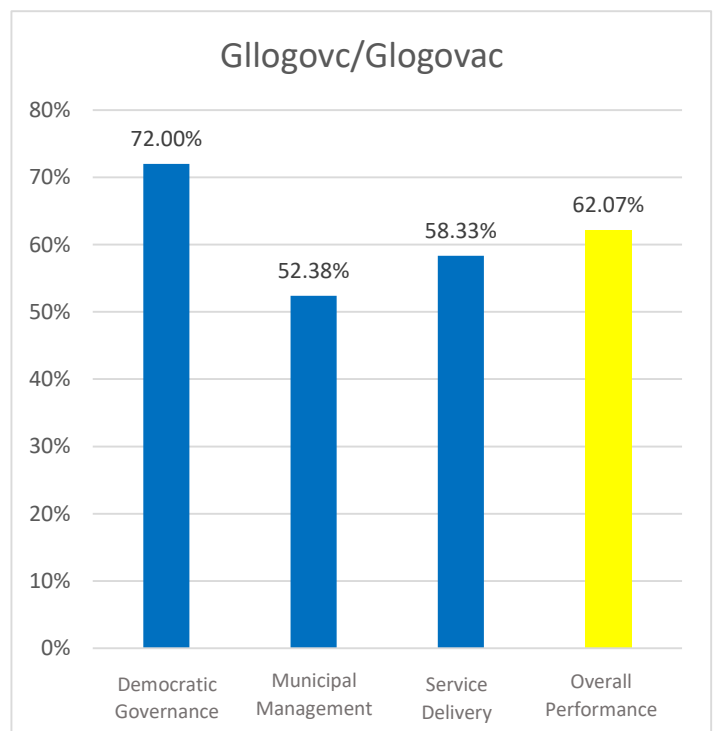
Assessment of Performance Indicators for 2018

The average performance of the Municipality of Glogovac/Glogovac in the 18 assessed indicators is 36 points out of 58 possible points (62.07%).

The average performance in the 8 indicators assessed under the field of 'Democratic Governance' is 18 points out of 25 possible points in this field (72%).

The average performance in the 6 indicators assessed under the field of 'Municipal Management' is 11 points out of 21 possible points in this field (52.38%).

The average performance in the 4 indicators assessed under the field of 'Service Delivery' is 7 points out of 12 possible points in this field (58.33%).

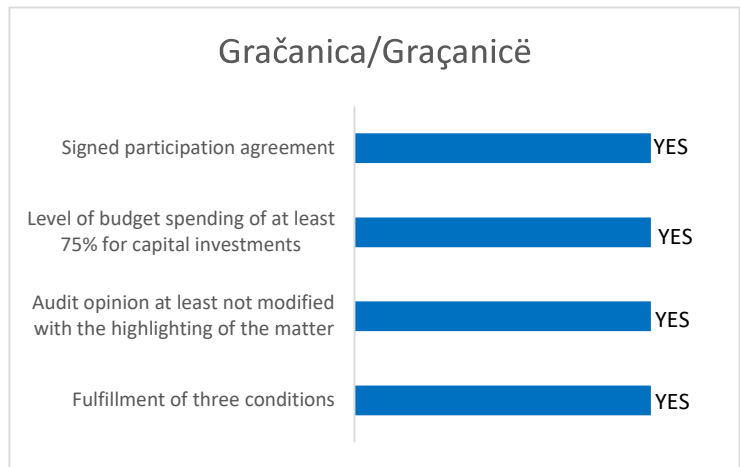


Summary of results for 2018 for the Municipal Performance Grant - Municipality of Gračanica/Graçanicë

Assessment of minimum conditions for 2018

Municipality of Gračanica/Graçanicë has been qualified for the Municipal Performance Grant for 2020.

The Municipality has fulfilled the three minimum conditions.



Assessment of Performance Indicators for 2018

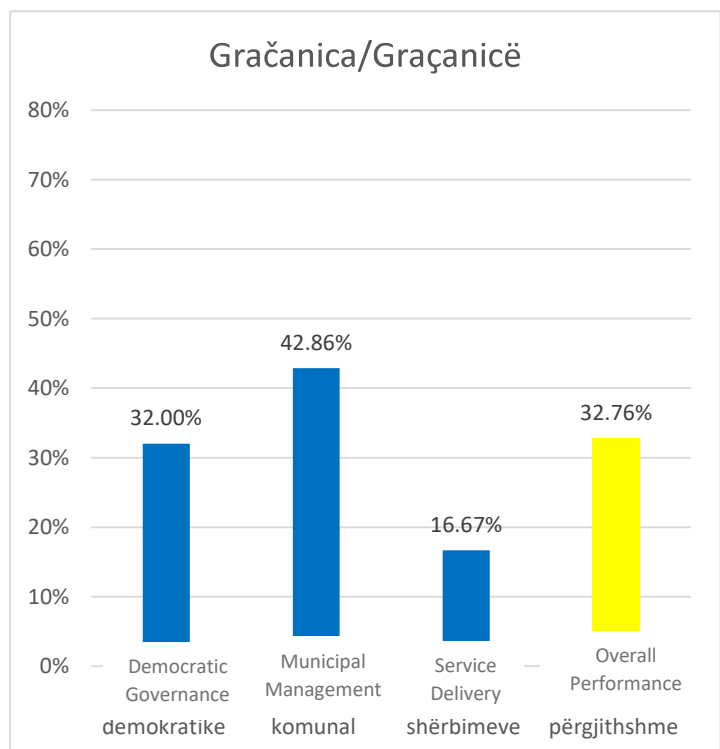
The average performance of the Municipality of Gračanica/Graçanicë in the 18 assessed indicators is 19 points out of 58 possible points (32.76%).

The average performance in the 8 indicators assessed under the field of 'Democratic Governance' is 8 points out of 25 possible points in this field (32%).

The average performance in the 6 indicators assessed under the field of 'Municipal Management' is 9 points out of 21 possible points in this field (42.86%).

The average performance in the 4 indicators assessed under the field of 'Service Delivery'

is 2 points out of 12 possible points in this field (16.67%).

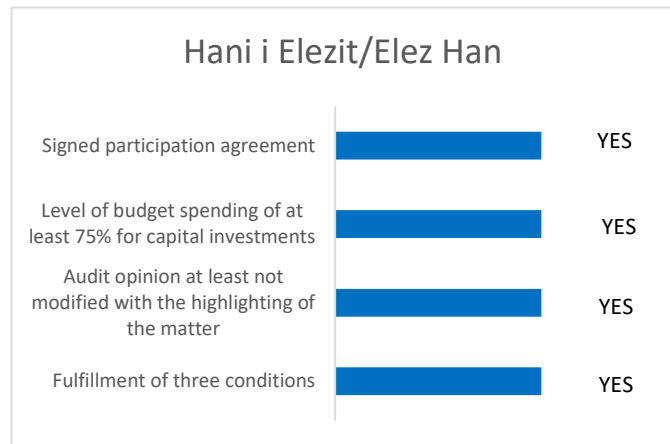


Summary of results for 2018 for the Municipal Performance Grant - Municipality of Hani i Elezit/Elez Han

Assessment of minimum conditions for 2018

Municipality of Hani i Elezit/Elez Han has been qualified for the Municipal Performance Grant for 2020.

The Municipality has fulfilled the three minimum conditions.



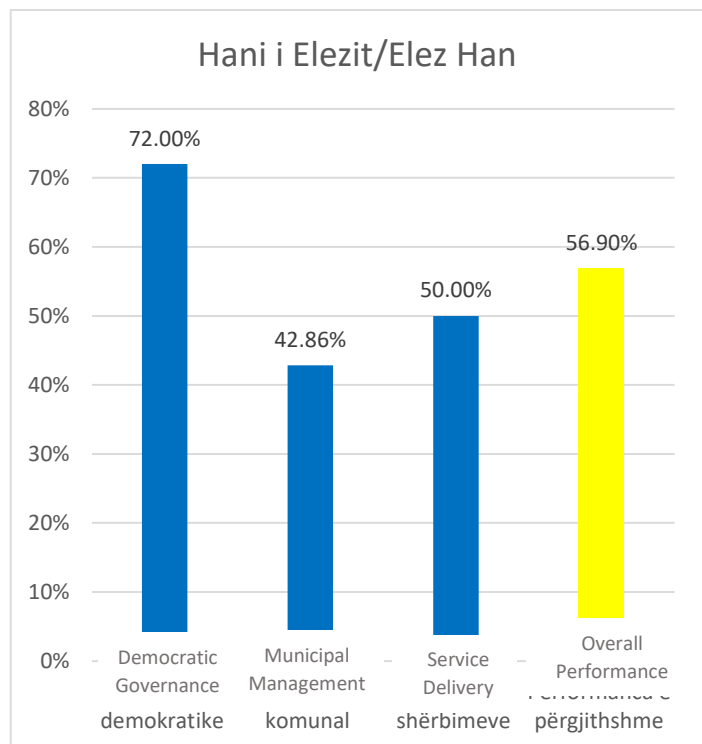
Assessment of Performance Indicators for 2018

The average performance of the Municipality of Hani i Elezit/Elez Han in the 18 assessed indicators is 33 points out of 58 possible points (56.90%).

The average performance in the 8 indicators assessed under the field of 'Democratic Governance' is 18 points out of 25 possible points in this field (72%).

The average performance in the 6 indicators assessed under the field of 'Municipal Management' is 9 points out of 21 possible points in this field (42.86%).

The average performance in the 4 indicators assessed under the field of 'Service Delivery' is 6 points out of 12 possible points in this field (50%).

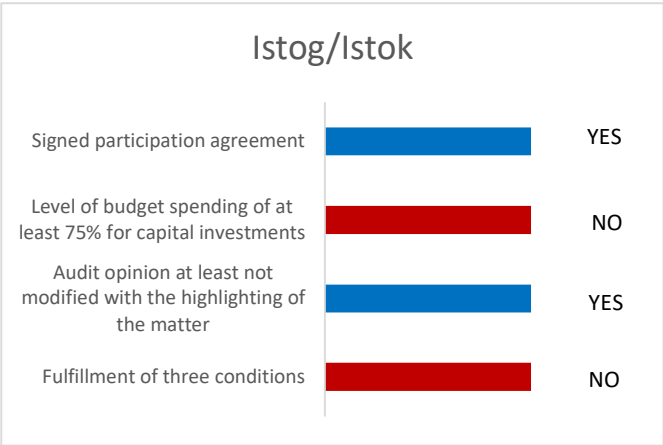


Summary of results for 2018 for the Municipal Performance Grant - Municipality of Istog/Istok

Assessment of minimum conditions for 2018

Municipality of Istog/Istok has not been qualified for the Municipal Performance Grant for 2020.

Minimum condition number 4 (level of budget spending of at least 75% for capital investments for 2018) has not been fulfilled. The Municipality has spent 74.77% of the budget for capital investment.



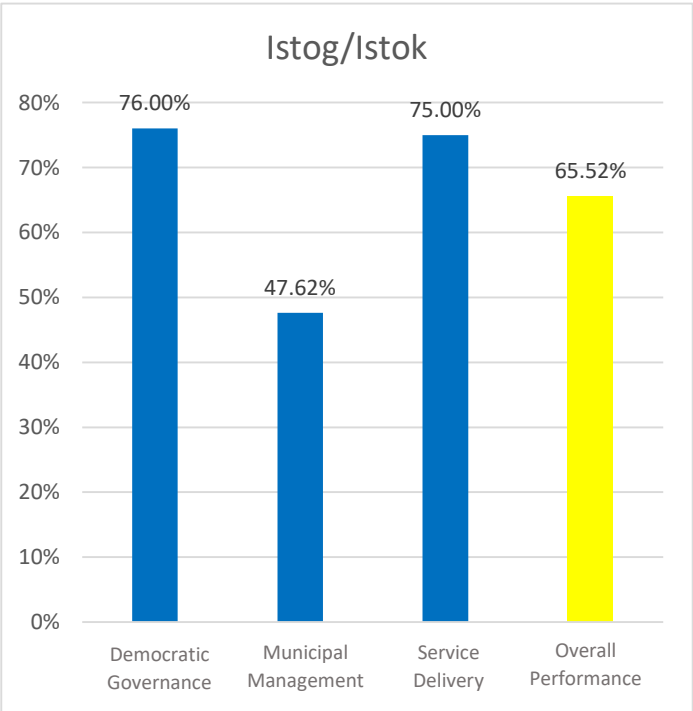
Assessment of Performance Indicators for 2018

The average performance of the Municipality of Istog/Istok in the 18 assessed indicators is 38 out of 58 possible points (65.52%).

The average performance in the 8 indicators assessed under the field of 'Democratic Governance' is 19 points out of 25 possible points in this field (76%).

The average performance in the 6 indicators assessed under the field of 'Municipal Management' is 10 points out of 21 possible points in this field (47.62%).

The average performance in the 4 indicators assessed under the field of 'Service Delivery' is 9 points out of 12 possible points in this field (75%).

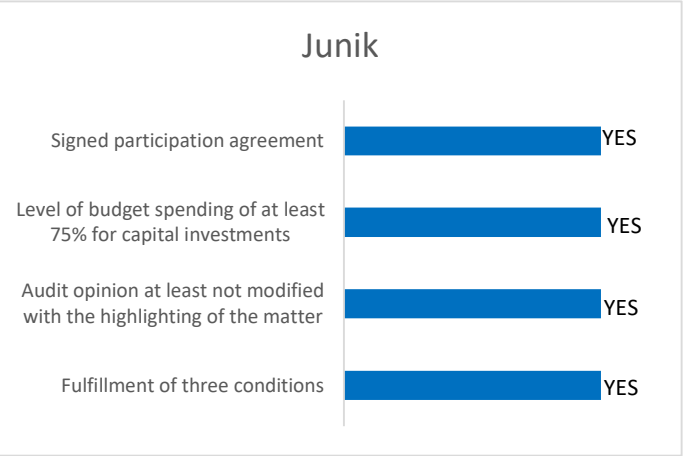


Summary of results for 2018 for the Municipal Performance Grant - Municipality of Junik

Assessment of minimum conditions for 2018

Municipality of Junik has been qualified for the Municipal Performance Grant for 2020.

The Municipality has fulfilled the three minimum conditions.



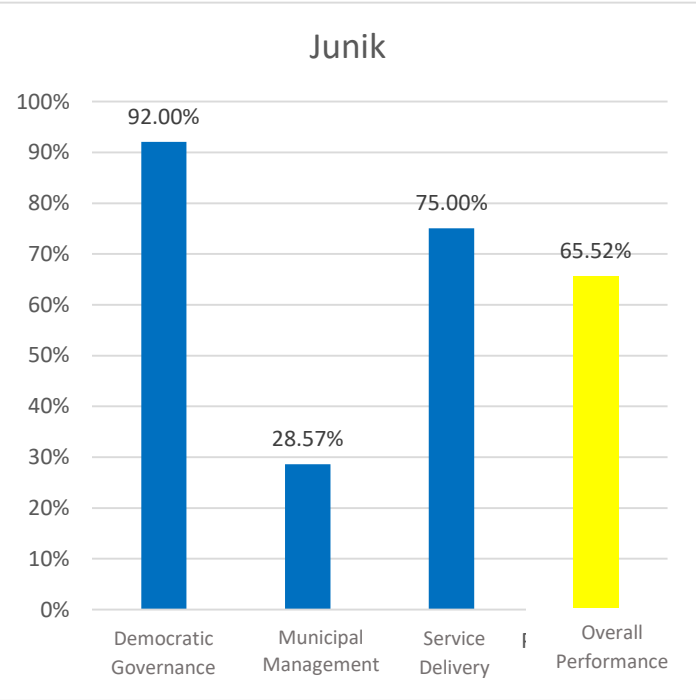
Assessment of Performance Indicators for 2018

The average performance of the Municipality of Junik in the 18 assessed indicators is 38 out of 58 possible points (65.52%).

The average performance in the 8 indicators assessed under the field of 'Democratic Governance' is 23 out of 25 possible points (92%).

The average performance in the 6 indicators assessed under the field of 'Municipal Management' is 6 out of 21 possible points in this field (28.57%).

The average performance in the 4 indicators assessed under the field of 'Service Delivery' is 9 points out of 12 possible points in this field (75%).

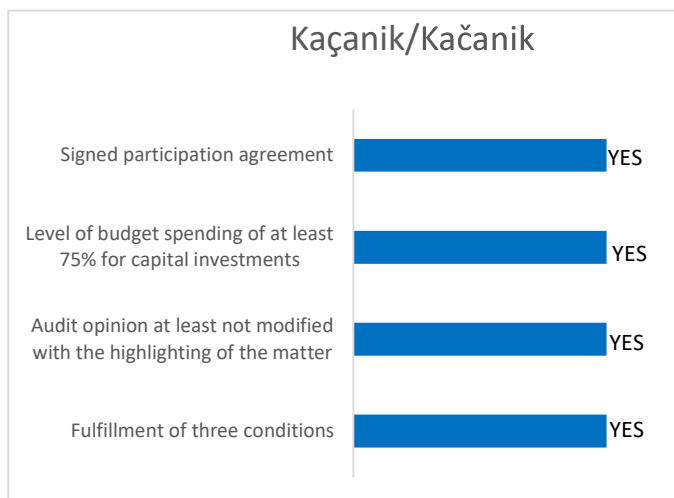


Summary of results for 2018 for the Municipal Performance Grant - Municipality of Kačanik/Kaçanik

Assessment of minimum conditions for 2018

Municipality of Kačanik/Kaçanik has been qualified for the Municipal Performance Grant for 2020.

The Municipality has fulfilled the three minimum conditions.



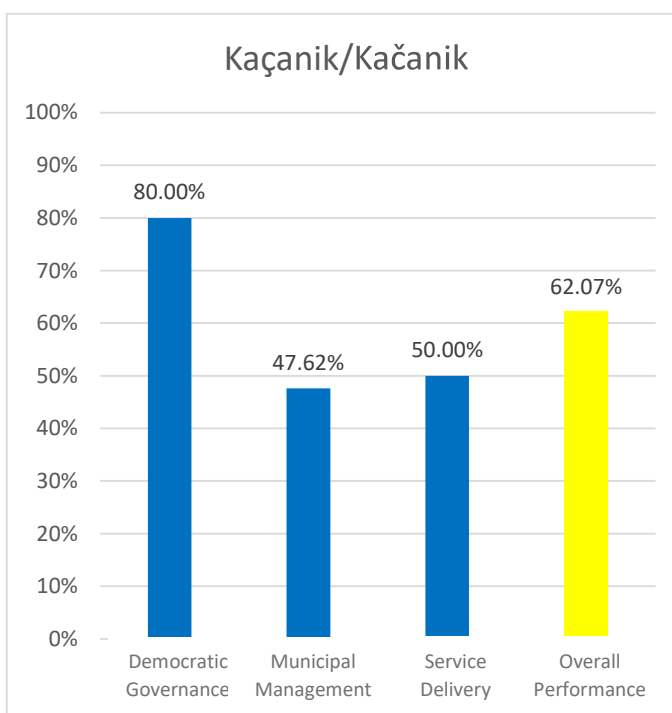
Assessment of Performance Indicators for 2018

The average performance of the Municipality of Kačanik/Kaçanik in the 18 assessed indicators is 36 points out of 58 possible points (62.07%).

The average performance in the 8 indicators assessed under the field of 'Democratic Governance' is 20 points out of 25 possible points in this field (80%).

The average performance in the 6 indicators assessed under the field of 'Municipal Management' is 10 points out of 21 possible points in this field (47.62%).

The average performance in the 4 indicators assessed under the field 'Service Delivery' is 6 points out of 12 possible points in this field (50%).

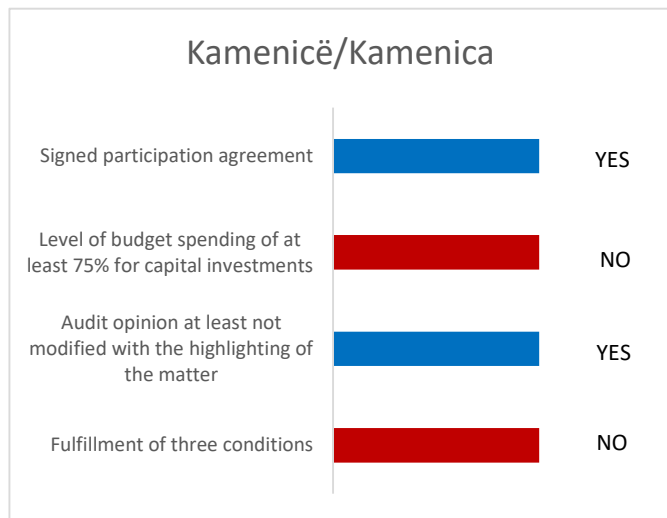


Summary of results for 2018 for the Municipal Performance Grant - Municipality of Kamenicë/Kamenica

Assessment of minimum conditions for 2018

Municipality of Kamenicë/Kamenica has not been qualified for the Municipal Performance Grant for 2020.

Minimum condition number 4 (level of budget spending of at least 75% for capital investments for 2018) has not been fulfilled. The municipality has spent 64.27% of the budget for capital investment.



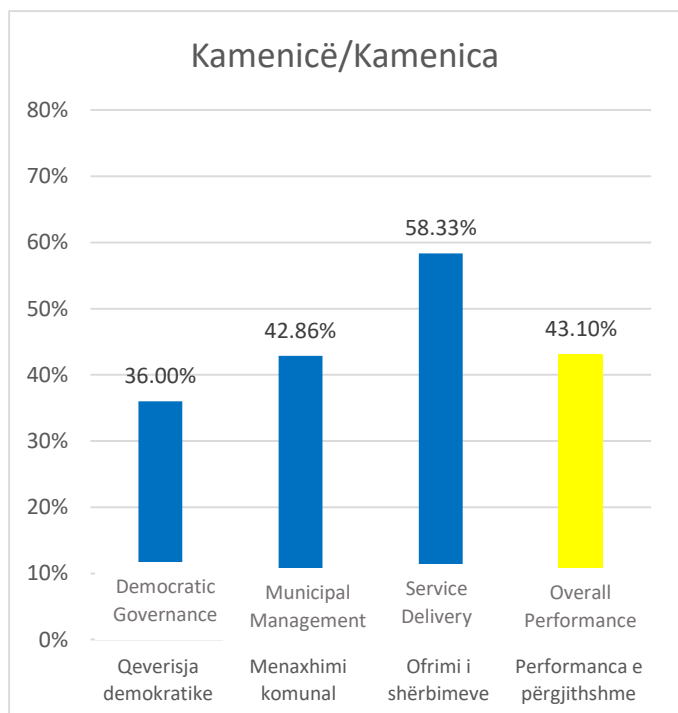
Assessment of Performance Indicators for 2018

The average performance of the Municipality of Kamenicë/Kamenica in the 18 assessed indicators is 25 out of 58 possible points (43.10%).

The average performance in the 8 indicators assessed under the field of 'Democratic Governance' is 9 points out of 25 possible points in this field (36%).

The average performance in the 6 indicators assessed under the field of 'Municipal Management' is 9 points out of 21 possible points in this field (42.86%).

The average performance in the 4 indicators assessed under the field of 'Service Delivery' is 7 points out of 12 possible points in this field (58.33%).

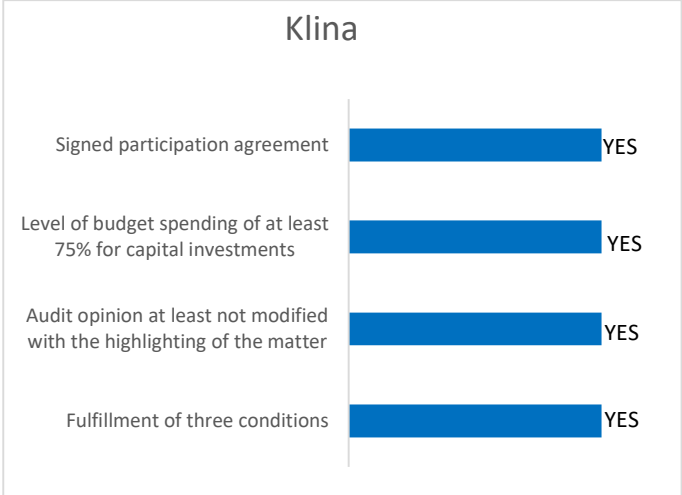


Summary of results for 2018 for the Municipal Performance Grant - Municipality of Klina

Assessment of minimum conditions for 2018

Municipality of Klina has been qualified for the Municipal Performance Grant for 2020.

The Municipality has fulfilled the three minimum conditions.



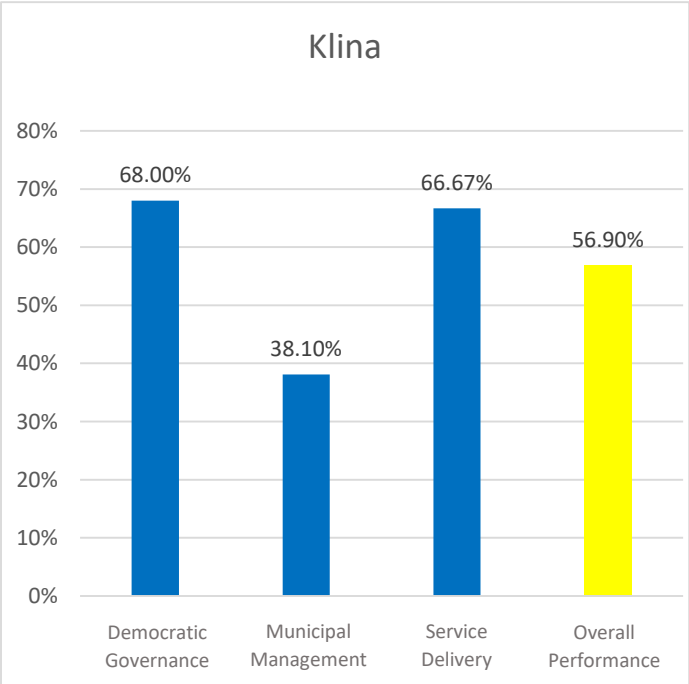
Assessment of Performance Indicators for 2018

The average performance of the Municipality of Klina in the 18 assessed indicators is 33 points out of 58 possible points (56.90%).

The average performance in the 8 indicators assessed under the field of 'Democratic Governance' is 17 points out of 25 possible points in this field (68%).

The average performance in the 6 indicators assessed under the field of 'Municipal Management' is 8 points out of 21 possible points in this field (38.10%).

The average performance in the 4 indicators assessed under the field of 'Service Delivery' is 8 points out of 12 possible points in this field (66.67%).

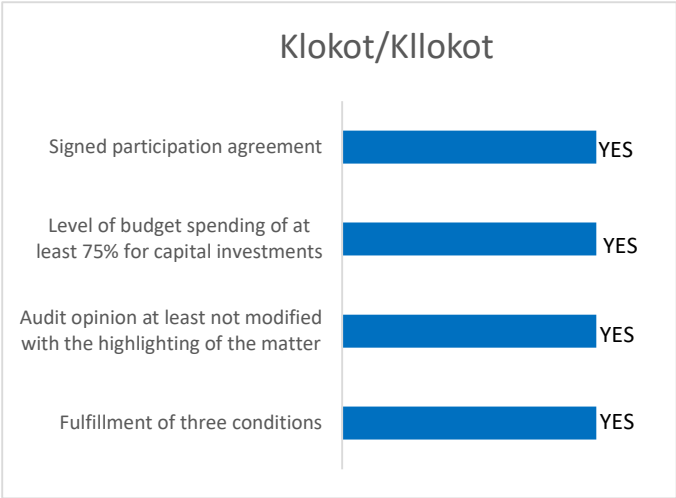


Summary of results for 2018 for the Municipal Performance Grant - Municipality of Klokot/Kllokot

Assessment of minimum conditions for 2018

The municipality of Klokot/Kllokot has been qualified for the Municipal Performance Grant for 2020.

The Municipality has fulfilled the three minimum conditions.



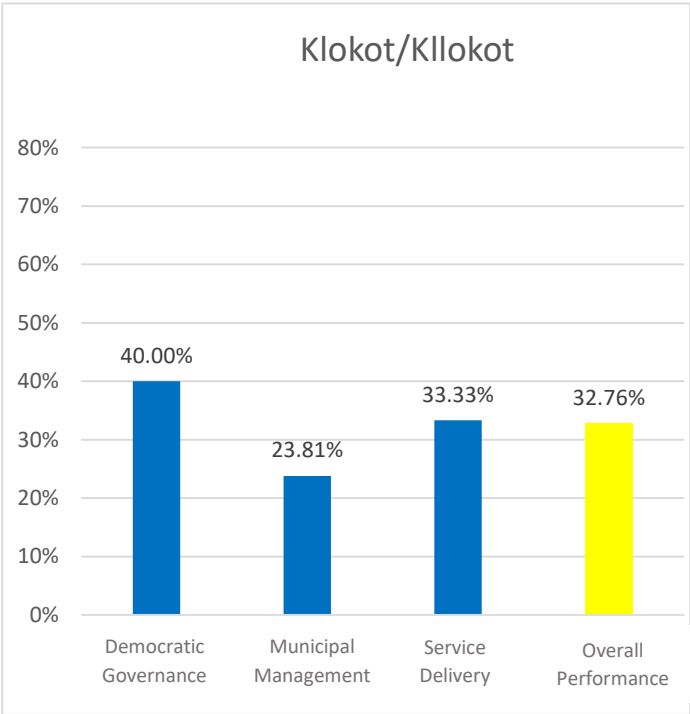
Assessment of Performance Indicators for 2018

The average performance of the Municipality of Klokot/Kllokot in the 18 assessed indicators is 19 points out of 58 possible points (32.76%).

The average performance in the 8 indicators assessed under the field of 'Democratic Governance' is 10 points out of 25 possible points in this field (40%).

The average performance in the 6 indicators assessed under the field of 'Municipal Management' is 5 points out of 21 possible points in this field (23.81%).

The average performance in the 4 indicators assessed under the field of 'Service Delivery' is 4 points out of 12 possible points in this field (33.33%).

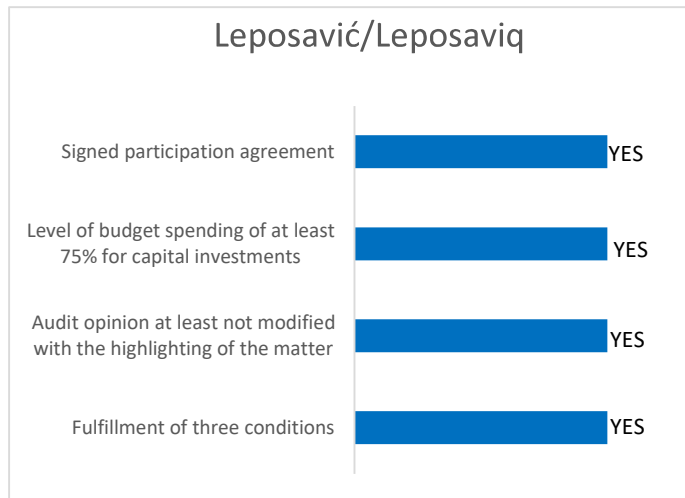


Summary of results for 2018 for the Municipal Performance Grant - Municipality of Leposavić/Leposaviq

Assessment of minimum conditions for 2018

Municipality of Leposavić/Leposaviq has been qualified for the Municipal Performance Grant for 2020.

The Municipality has fulfilled the three minimum conditions.



Assessment of Performance Indicators for 2018

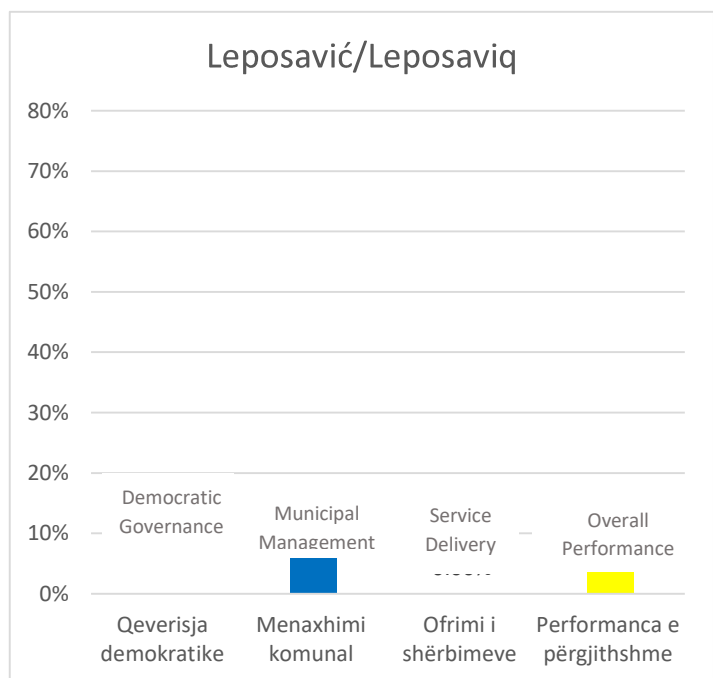
The average performance of the Municipality of Leposavić/Leposaviq in the 18 assessed indicators is 2 points out of 58 possible points (3.45%).

The average performance in the 8 indicators assessed under the field of 'Democratic Governance' is 0 out of 25 possible points in this field (0%).

The average performance in the 6 indicators assessed under the field of 'Municipal Management' is 2 points out of 21 possible

points in this field (9.52%).

The average performance in the 4 indicators assessed under the field of 'Service Delivery' is 0 points out of 12 possible points in this field (0%).

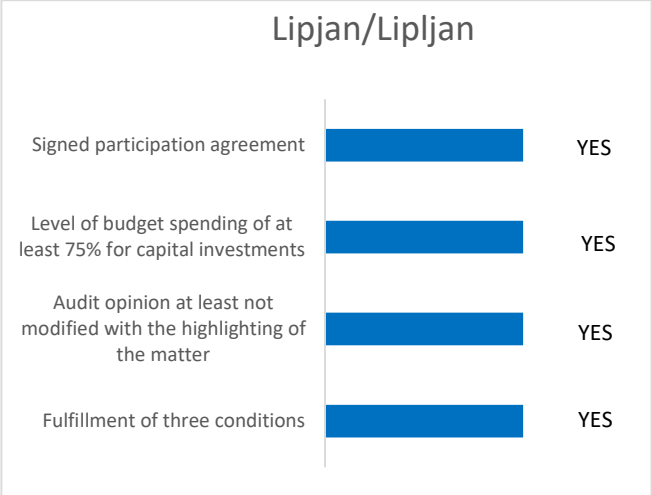


Summary of results for 2018 for the Municipal Performance Grant - Municipality of Lipjan/Lipljan

Assessment of minimum conditions for 2018

Municipality of Lipjan/Lipljan has been qualified for the Municipal Performance Grant for 2020.

The Municipality has fulfilled the three minimum conditions.



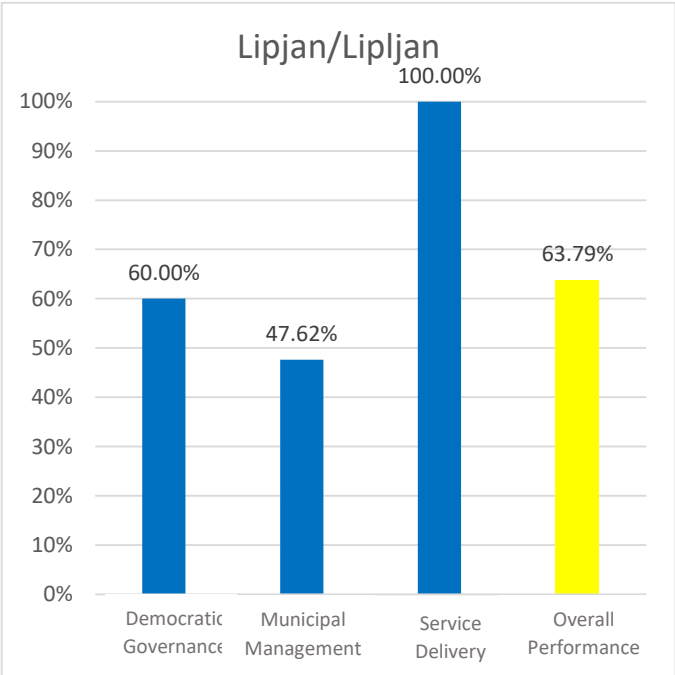
Assessment of Performance Indicators for 2018

The average performance of Municipality Lipjan/Lipljan in the 18 assessed indicators is 37 out of 58 possible points (63.79%).

The average performance in the 8 indicators assessed under the field of 'Democratic Governance' is 15 points out of 25 possible points in this field (60%).

The average performance in the 6 indicators assessed under the field of 'Municipal Management' is 10 points out of 21 possible points in this field (47.62%).

The average performance in the 4 indicators assessed under the field of 'Service Delivery' is 12 points out of 12 possible points in this field (100%).

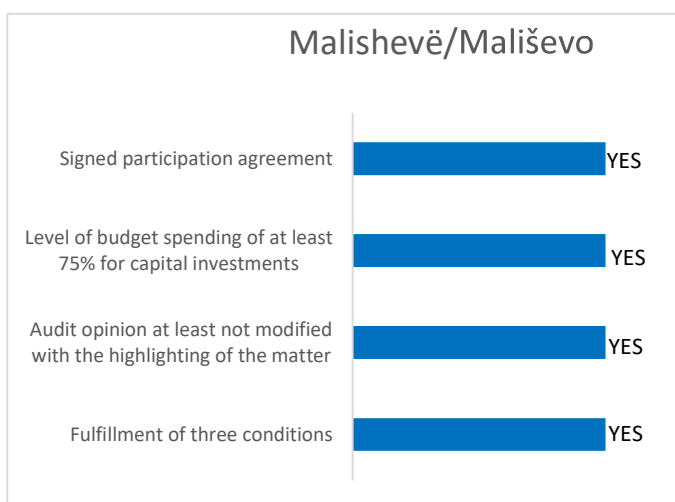


Summary of results for 2018 for the Municipal Performance Grant - Municipality of Malishevë/Mališevo

Assessment of minimum conditions for 2018

Municipality of Malishevë/Mališevo has been qualified for the Municipal Performance Grant for 2020.

The Municipality has fulfilled the three minimum conditions.



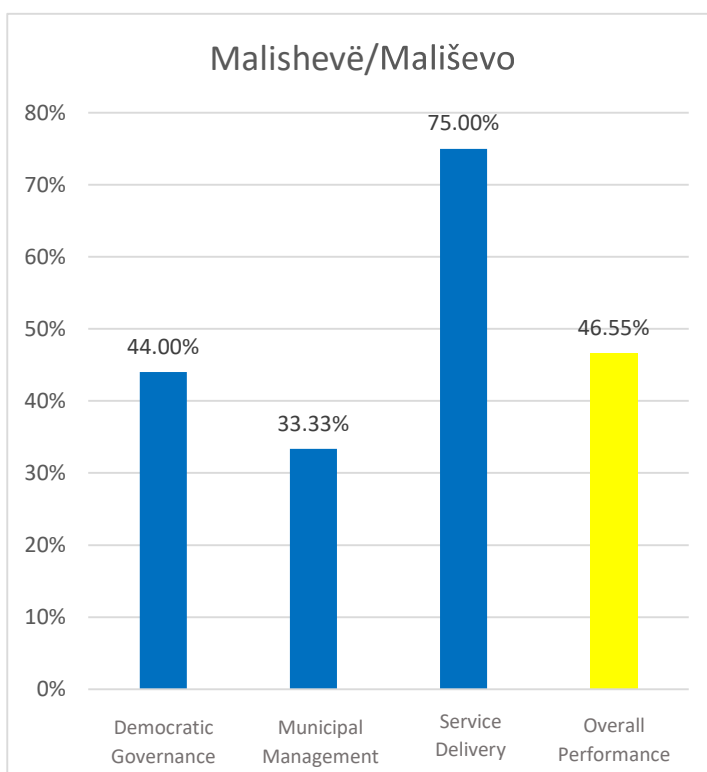
Assessment of Performance Indicators for 2018

The average performance of the Municipality of Malishevë/Mališevo in the 18 assessed indicators is 27 points out of 58 possible points (46.55%).

The average performance in the 8 indicators assessed under the field of 'Democratic Governance' is 11 points out of 25 possible points in this field (44%).

The average performance in the 6 indicators assessed under the field of 'Municipal Management' is 7 points out of 21 possible points in this field (33.33%).

The average performance in the 4 indicators assessed under the field of 'Service Delivery' is 9 points out of 12 possible points in this field (75%).

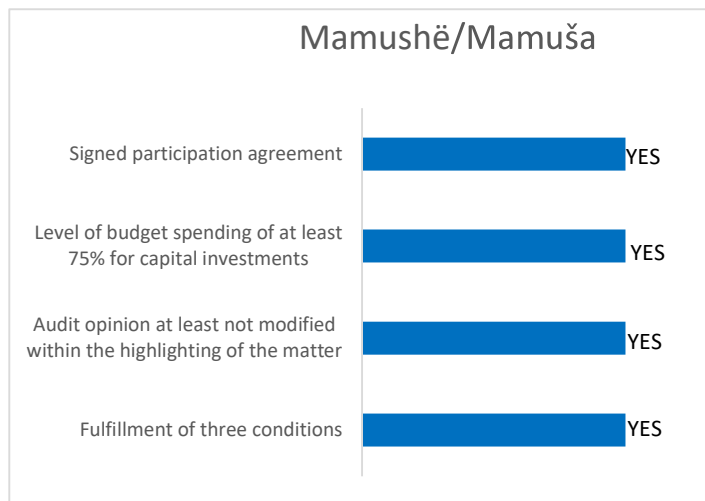


Summary of results for 2018 for the Municipal Performance Grant - Municipality of Mamushë/Mamuša

Assessment of minimum conditions for 2018

The Municipality of Mamushë/Mamuša has been qualified for the Municipal Performance Grant for 2020.

The Municipality has fulfilled the three minimum conditions.



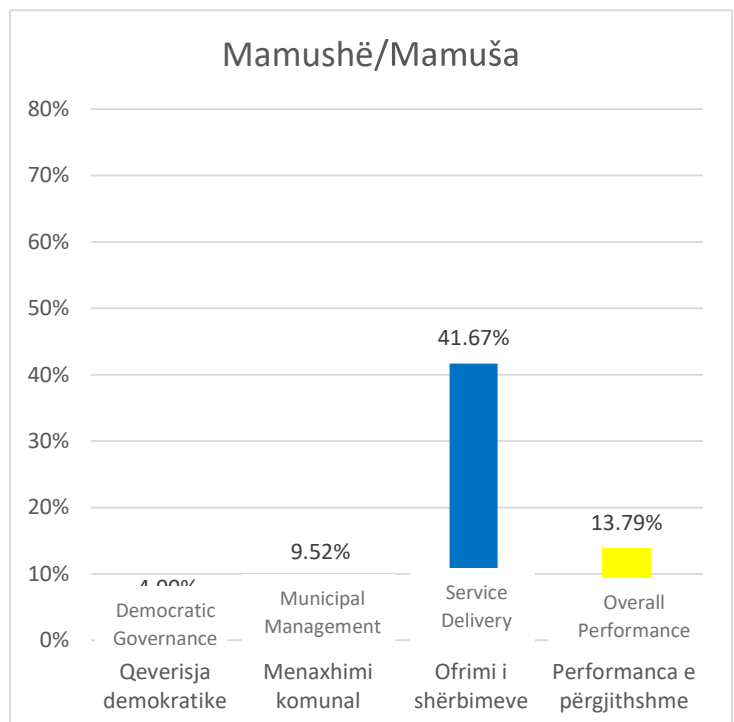
Assessment of Performance Indicators for 2018

The average performance of the Municipality of Mamushë/Mamuša in the 18 assessed indicators is 8 points out of 58 possible points (13.79%).

Average performance in the 8 indicators assessed under the field of 'Democratic Governance' is 1 out of 25 possible points in this field (4%).

The average performance in the 6 indicators assessed under the field of 'Municipal Management' is 2 points out of 21 possible points in this field (9.52%).

The average performance in the 4 indicators assessed under the field of 'Service Delivery' is 5 points out of 12 possible points in this field (41.67%).

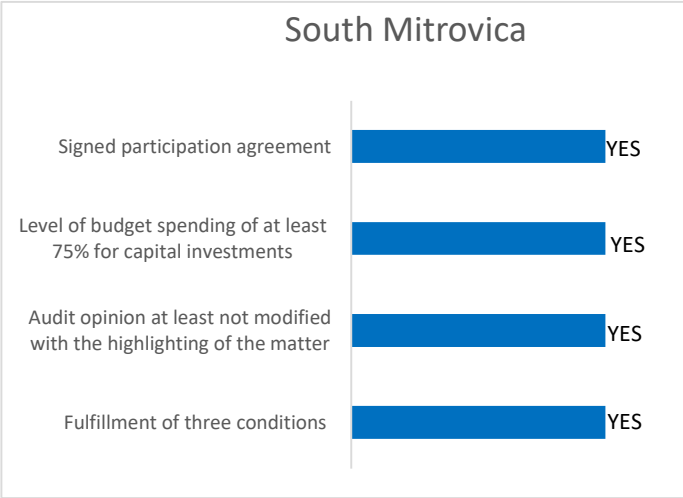


Summary of results for 2018 for the Municipal Performance Grant - Municipality of South Mitrovica

Assessment of minimum conditions for 2018

Municipality of South Mitrovica has been qualified for the Municipal Performance Grant for 2020.

The Municipality has fulfilled the three minimum conditions.



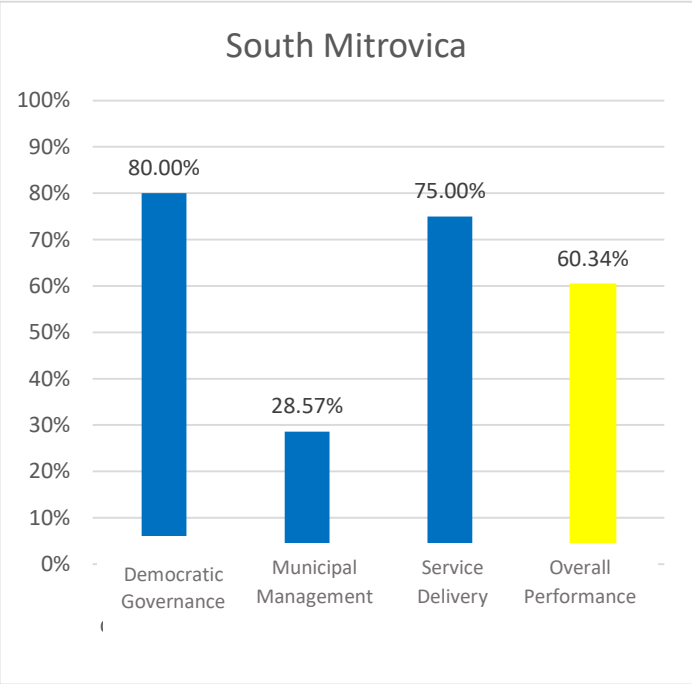
Assessment of Performance Indicators for 2018

Average performance of the Municipality of South Mitrovica in the 18 assessed indicators is 35 points out of 58 points possible (60.34%).

The average performance in 8 indicators assessed under the field of 'Democratic Governance' is 20 points out of 25 points possible in this field (80%).

The average performance in 6 indicators assessed under the field of 'Municipal Management' is 6 points out of 21 points possible in this field (28.57%).

The average performance in 4 indicators assessed under the field of 'Service Delivery' is 9 points out of 12 points possible in this field (75%).

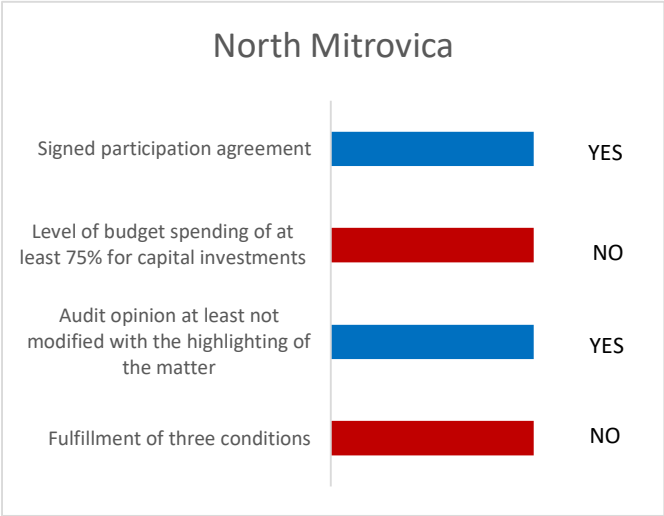


Summary of results for 2018 for the Municipal Performance Grant - Municipality of North Mitrovica

Assessment of minimum conditions for 2018

Municipality of North Mitrovica has not been qualified for the Municipal Performance Grant for 2020.

Minimum condition number 4 (level of budget spending of at least 75% for capital investments for 2018) has not been fulfilled. The Municipality has spent 67.93% of the budget for capital investments.



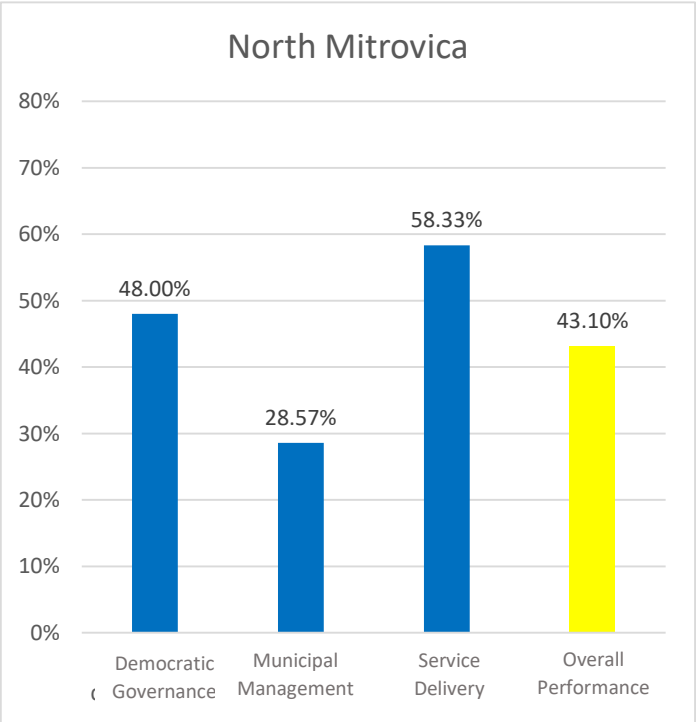
Assessment of Performance Indicators for 2018

The average performance of the Municipality of North Mitrovica in the 18 assessed indicators is 25 points out of 58 points possible (43.10%).

The average performance in 8 indicators assessed under the field of 'Democratic Governance' is 12 points out of 25 points possible in this field (48%).

The average performance in 6 indicators assessed under the field of 'Municipal Management' is 6 points out of 21 points possible in this field (28.57%).

The average performance in 4 indicators assessed under the field of 'Service Delivery' is 7 points out of 12 points possible in this field (58.33%).



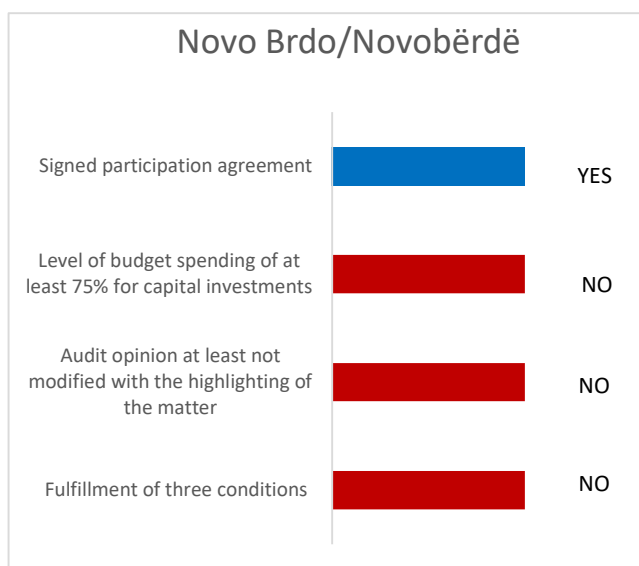
Summary of results for 2018 for the Municipal Performance Grant - Municipality of Novo Brdo/Novobërdë

Assessment of minimum conditions for 2018

Municipality of Novo Brdo/Novobërdë has not been qualified for the Municipal Performance Grant for 2020.

Minimum condition number 3 (Audit opinion at least not modified with the highlighting of the matter) has not been fulfilled. The audit opinion on regularity for 2018 is a qualified opinion with the highlight of the matter.

Minimum condition number 4 (level of budget spending of at least 75% for capital investments for 2018) has not been fulfilled. The Municipality has spent 74.14% of the budget for capital investments.



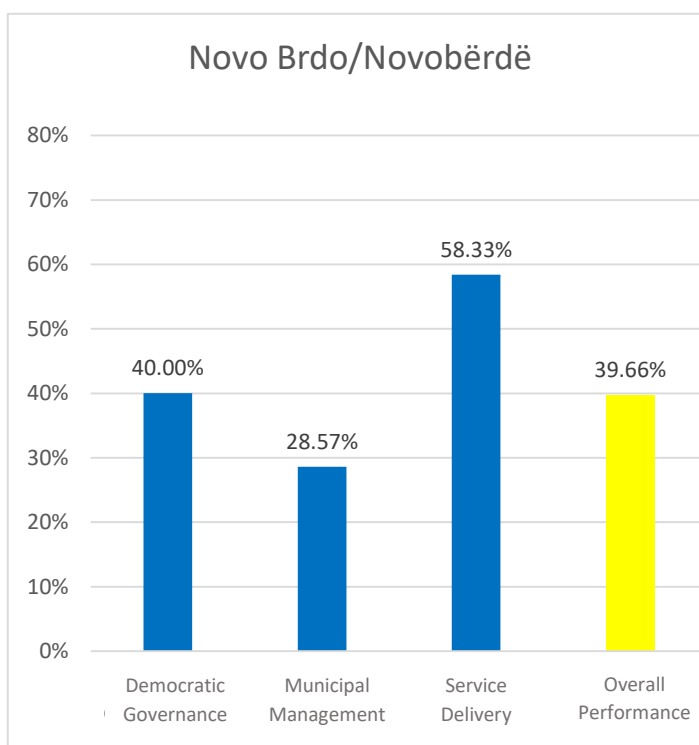
Assessment of Performance Indicators for 2018

The average performance of the Municipality of Novo Brdo/Novobërdë in the 18 assessed indicators is 23 points out of 58 points possible (39.66%).

The average performance in 8 indicators assessed under the field of 'Democratic Governance' is 10 points out of 25 points possible in this field (40%).

The average performance in 6 indicators assessed under the field of 'Municipal Management' is 6 points out of 21 points possible in this field (28.57%).

The average performance in 4 indicators assessed under the field of 'Service Delivery' is 7 points from total of 12 points possible in this field (58.33%).

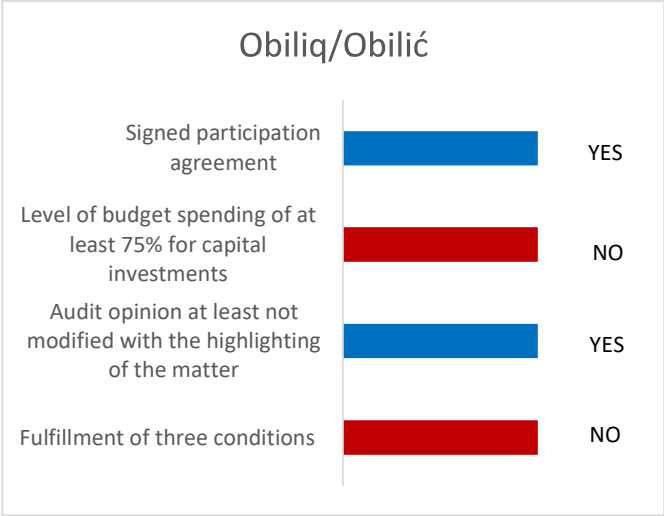


Summary of results for 2018 for the Municipal Performance Grant – Municipality of Obiliq/Obilić

Assessment of minimum conditions for 2018

Municipality of Obiliq/Obilić has not been qualified for the Municipal Performance Grant for 2020.

Minimum condition number 4 (level of budget spending of at least 75% for capital investments for 2018) has not been fulfilled. The Municipality has spent 67.44% of the budget for capital investments.



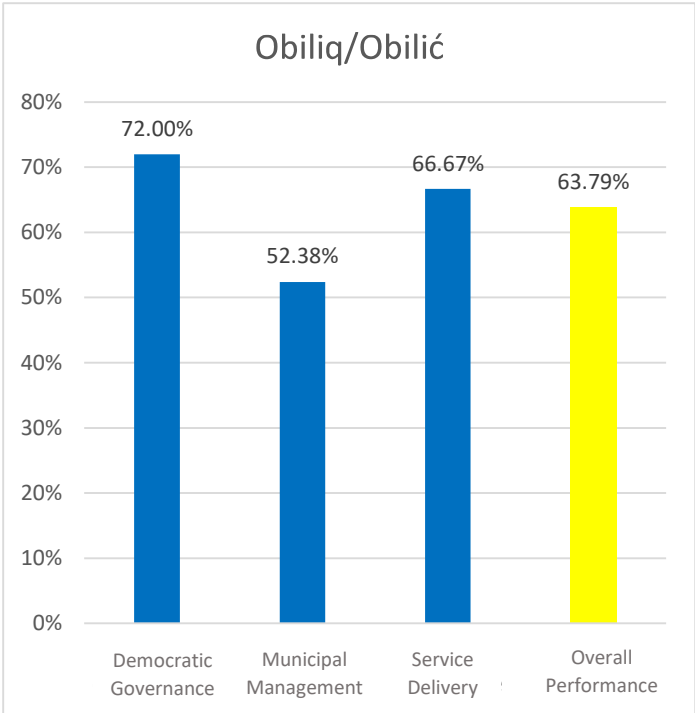
Assessment of Performance Indicators for 2018

The average performance of the Municipality of Obiliq/Obilić in the 18 assessed indicators is 37 points from total of 58 points possible (63.79%).

The average performance in 8 indicators assessed under the field of ‘Democratic Governance’ is 18 points out of 25 points possible in this field (72%).

The average performance in 6 indicators assessed under the field of ‘Municipal Management’ is 11 points out of 21 points possible in this field (52.38%).

The average performance in 4 indicators assessed under the field of ‘Service Delivery’ is 8 points out of 12 points possible in this field (66.67%).

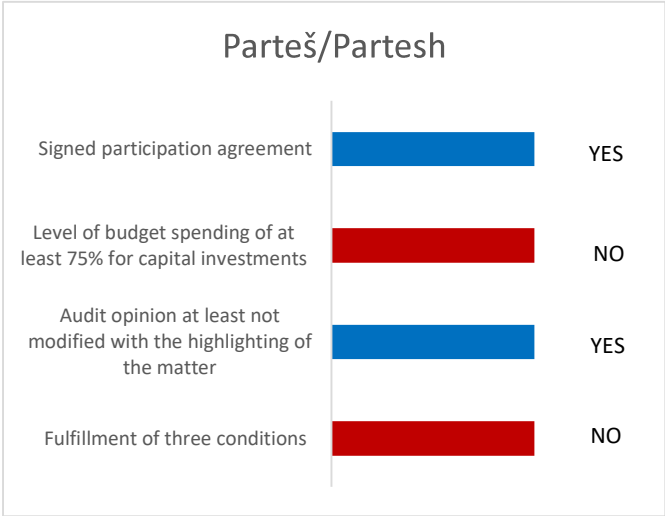


Summary of results for 2018 for the Municipal Performance Grant – Municipality of Parteš/Partesh

Assessment of minimum conditions for 2018

Municipality of Parteš/Partesh has not been qualified for the Municipal Performance Grant for 2020.

Minimum condition number 4 (level of budget spending of at least 75% for capital investments for 2018) has not been fulfilled. The Municipality has spent 74.61% of the budget for capital investment.



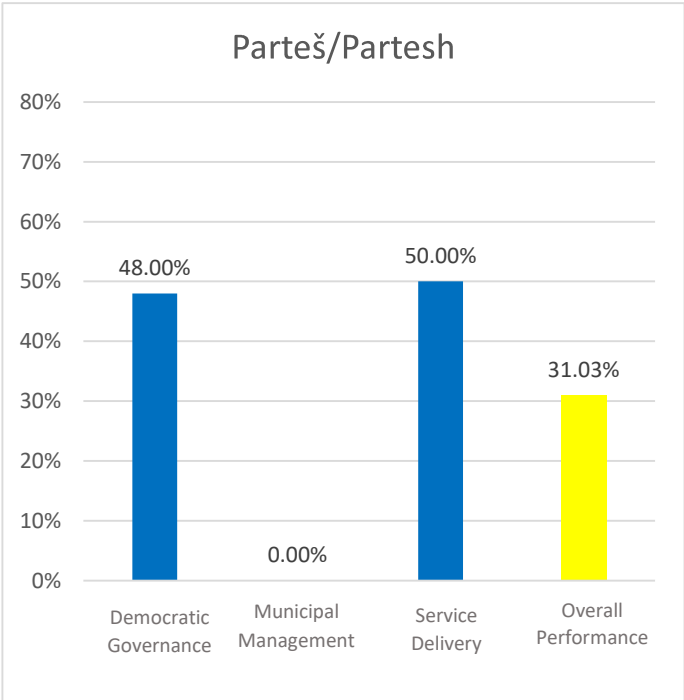
Assessment of Performance Indicators for 2018

The average performance of the Municipality of Parteš/Partesh in the 18 assessed indicators is 18 points out of 58 points possible (31.03%).

The average performance in 8 indicators assessed under the field of ‘Democratic Governance’ is 12 points out of 25 points possible in this field (48%).

The average performance in 6 indicators assessed under the field of ‘Municipal Management’ is 0 points out of 21 points possible in this field (0%).

The average performance in 4 indicators assessed under the field of ‘Service Delivery’ is 6 points out of 12 points possible in this field (50%).




Summary of results for 2018 for the Municipal Performance Grant - Municipality of Pejë/Peć

Assessment of minimum conditions for 2018

Municipality of Pejë/Peć has been qualified for the performance grant for 2020.

The Municipality has fulfilled the three minimum conditions.



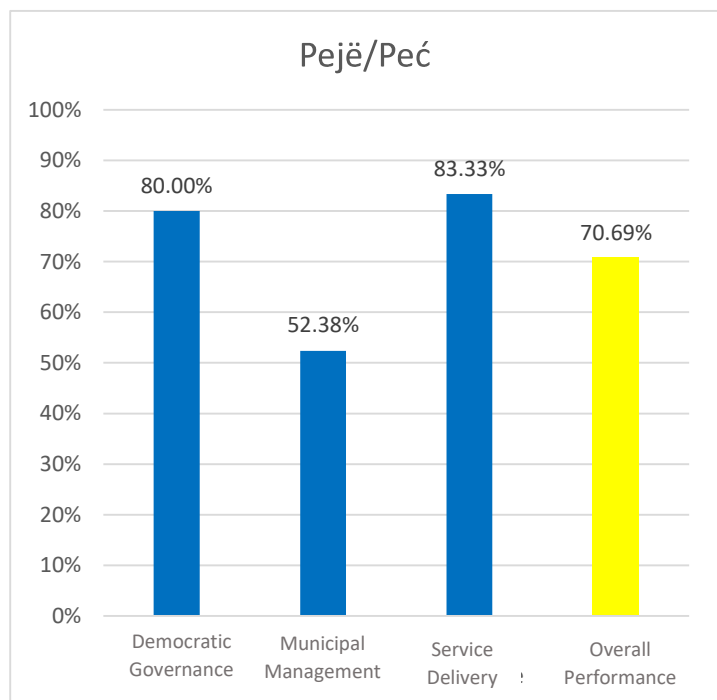
Assessment of Performance Indicators for 2018

The average performance of the Municipality of Pejë/Peć in the 18 assessed indicators is 41 points out of 58 points possible (70.69%).

The average performance in 8 indicators assessed under the field of 'Democratic Governance' is 20 points out of 25 points possible in this field (80%).

The average performance in 6 indicators assessed under the field of 'Municipal Management' is 11 points out of 21 points possible in this field (52.38%).

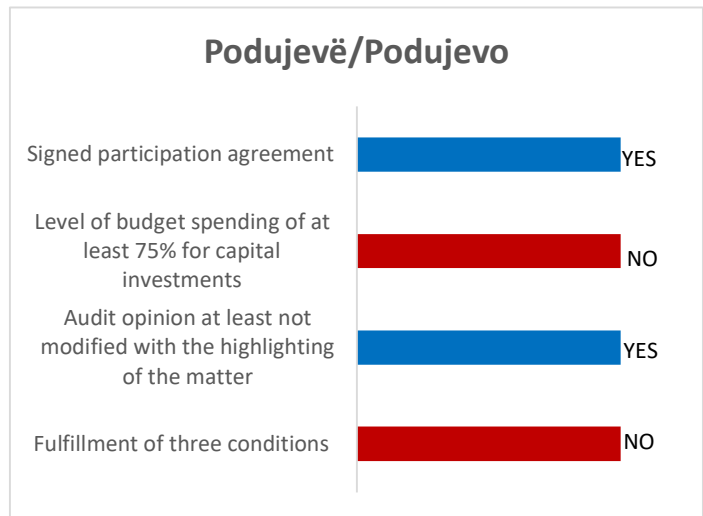
The average performance in 4 indicators assessed under the field of 'Service Delivery' is 10 points out of 12 points possible in this field (83.33%).



Summary of results for 2018 for the Municipal Performance Grant – Municipality of Podujevë/Podujevo
Assessment of minimum conditions for 2018

Municipality of Podujevë/Podujevo has not been qualified for the Municipal Performance Grant for 2020.

Minimum condition number 4 (level of budget spending of at least 75% for capital investments for 2018) has not been fulfilled. The Municipality has spent 67.65% of the budget for capital investment.



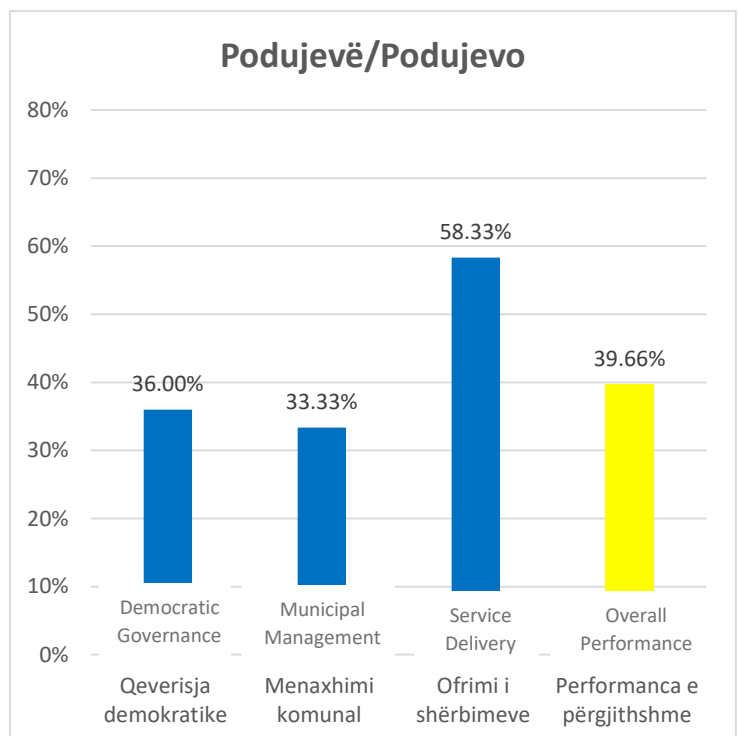
Assessment of Performance Indicators for 2018

The average performance of the Municipality of Podujevë/Podujevo in the 18 assessed indicators is 23 points out of 58 points possible (39.66%).

The average performance in 8 indicators assessed under the field of 'Democratic Governance' is 9 points out of 25 points possible in this field (36%).

The average performance in 6 indicators assessed under the field of 'Municipal Management' is 7 points out of 21 points possible in this field (33.33%).

The average performance in 4 indicators assessed under the field of 'Service Delivery' is 7 points out of 12 points possible in this field (58.33%).

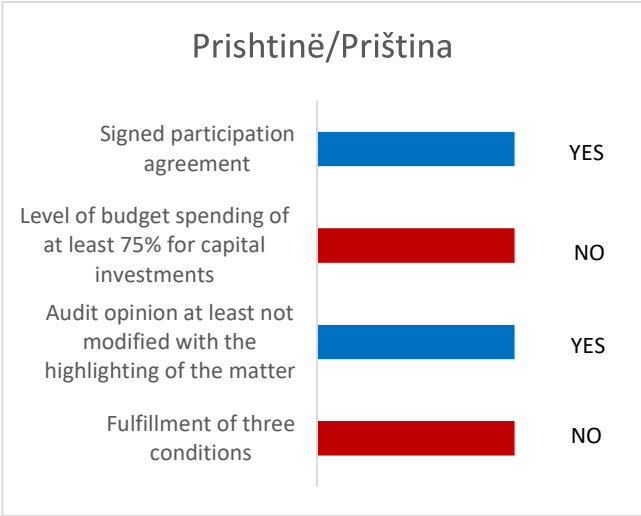


Summary of results for 2018 for the Municipal Performance Grant - Municipality of Prishtinë/Priština

Assessment of minimum conditions for 2018

Municipality e Prishtinë/Priština has not been qualified for the Municipal Performance Grant for 2020.

Minimum condition number 4 (level of budget spending of at least 75% for capital investments for 2018) has not been fulfilled. The Municipality has spent 43.53% of the budget for capital investments.



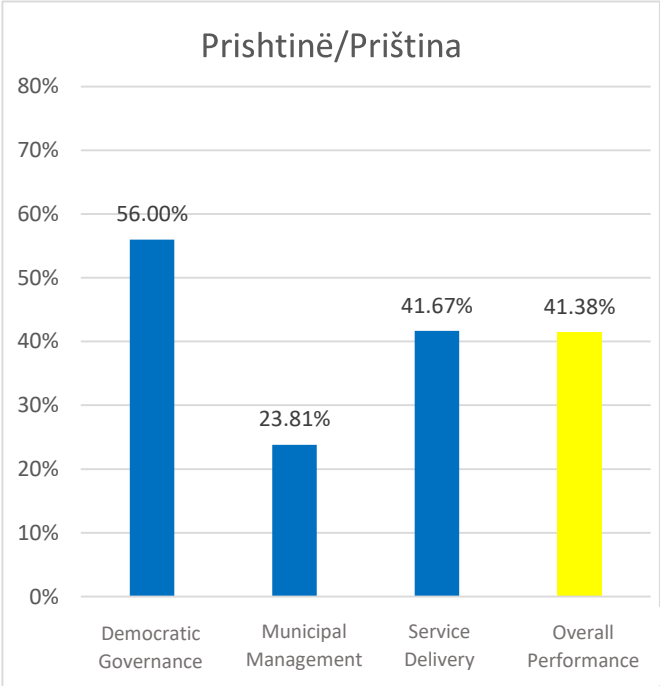
Assessment of Performance Indicators for 2018

The average performance of the Municipality of Prishtinë/Priština in the 18 assessed indicators is 24 points out of 58 points possible (41.38%).

The average performance in 8 indicators assessed under the field of 'Democratic Governance' is 14 points out of 25 points possible in this field (56%).

The average performance in 6 indicators assessed under the field of 'Municipal Management' is 5 points out of 21 points possible in this field (23.81%).

The average performance in 4 indicators assessed under the field of 'Service Delivery' is 5 points out of 12 points possible in this field (41.67%).

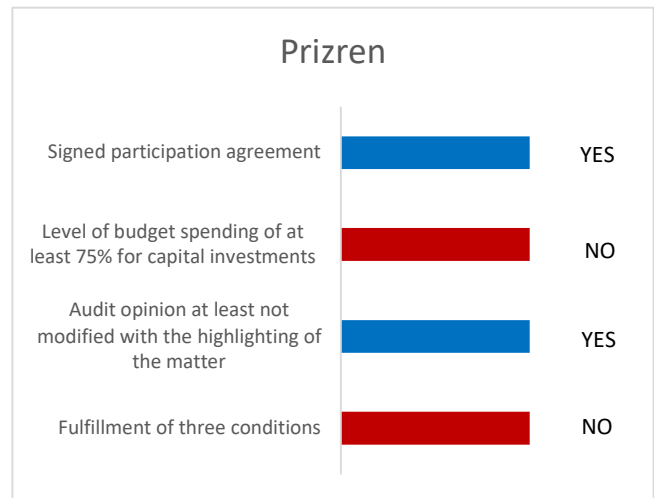


Summary of results for 2018 for the Municipal Performance Grant - Municipality of Prizren

Assessment of minimum conditions for 2018

Municipality of Prizren has not been qualified for the Municipal Performance Grant for 2020.

Minimum condition number 4 (level of budget spending of at least 75% for capital investments for 2018) has not been fulfilled. The Municipality has spent 73.83% of the budget for capital investments.



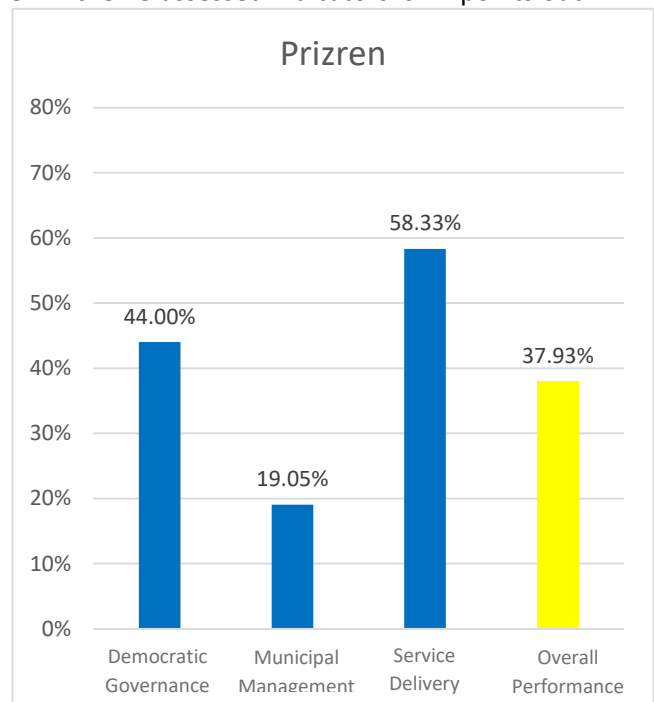
Assessment of Performance Indicators for 2018

The average performance of the Municipality of Prizren in the 18 assessed indicators is 22 points out of 58 points possible (37.93%).

The average performance in 8 indicators assessed under the field of 'Democratic Governance' is 11 points out of 25 points possible in this field (44%).

The average performance in 6 indicators assessed under the field of 'Municipal Management' is 4 points out of 21 points possible in this field (19.05%).

The average performance in 4 indicators assessed under the field of 'Service Delivery' is 7 points out of 12 points possible in this field (58.33%).

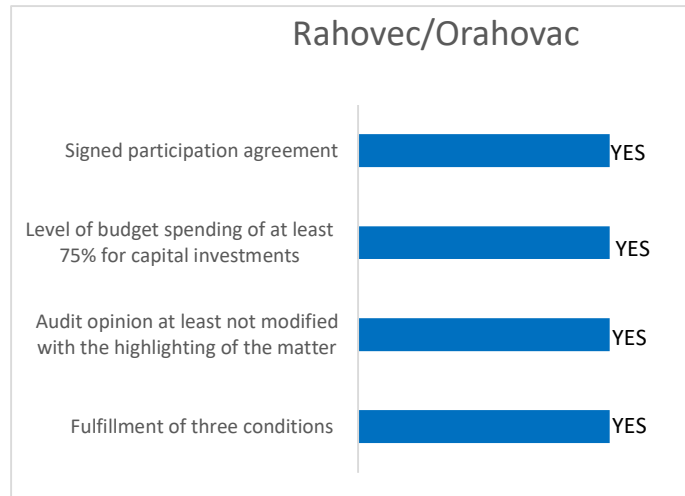


Summary of Results for 2018 for the Municipal Performance Grant - Municipality of Rahovec/Orahovac

Assessment of minimum conditions for 2018

Municipality of Rahovec/Orahovac has been qualified for the performance grant for 2020.

The Municipality has fulfilled the three minimum conditions.



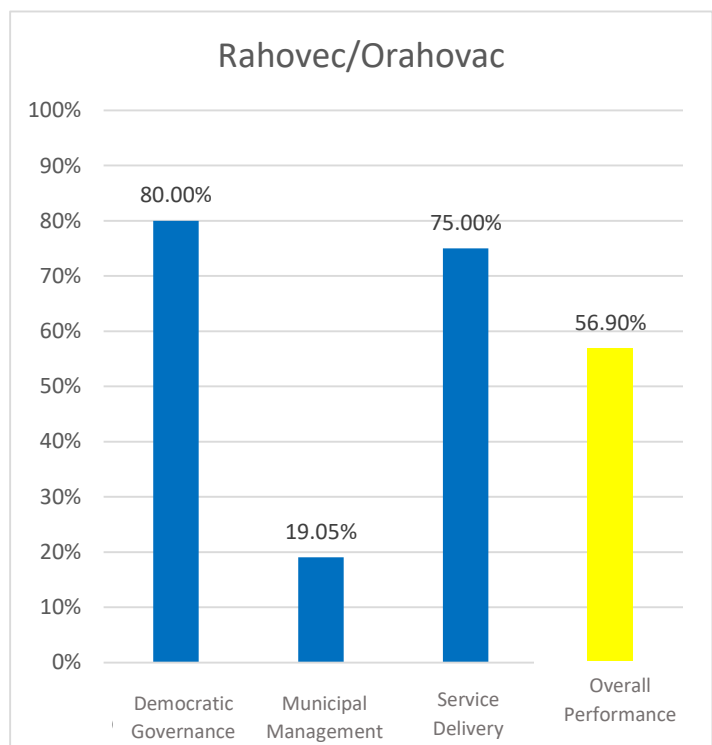
Assessment of Performance Indicators for 2018

The average performance of the Municipality of Rahovec/Orahovac in the 18 assessed indicators is 33 points out of 58 points possible (56.90%).

The average performance in 8 indicators assessed under the field of 'Democratic Governance' is 20 points out of 25 points possible in this field (80%).

The average performance in 6 indicators assessed under the field of 'Municipal Management' is 4 points out of 21 points possible in this field (19.05%).

The average performance in 4 indicators assessed under the field of 'Service Delivery' is 9 points out of 12 points possible in this field (50%).

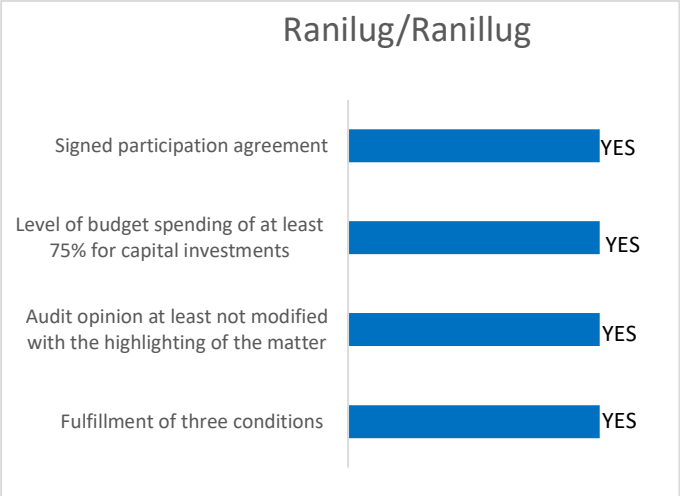


Summary of results for 2018 for the Municipal Performance Grant - Municipality of Ranilug/Ranillug

Assessment of minimum conditions for 2018

Municipality of Ranilug/Ranillug has been qualified for the performance grant for 2020.

The Municipality has fulfilled the three minimum conditions.



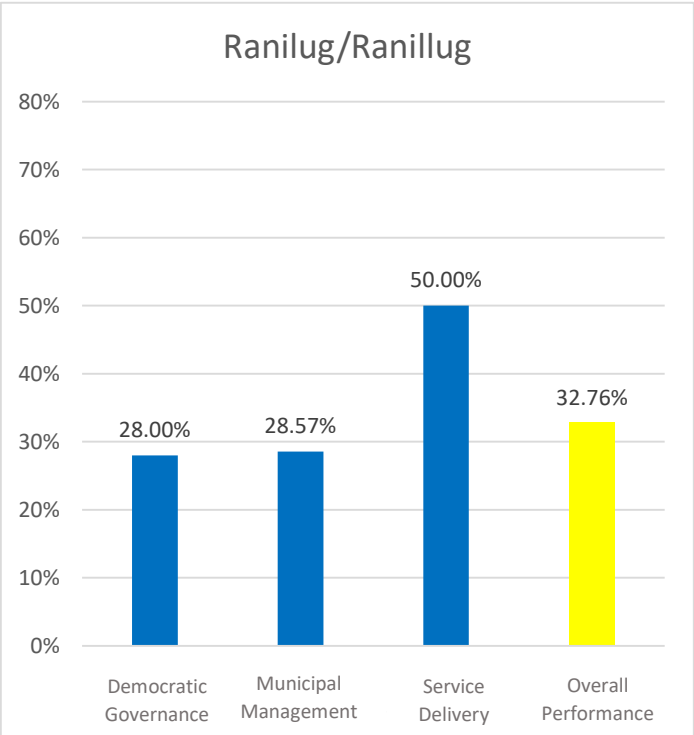
Assessment of Performance Indicators for 2018

The average performance of the Municipality of Ranilug/Ranillug in the 18 assessed indicators is 19 points out of 58 points possible (32.76%).

The average performance in 8 indicators assessed under the field of 'Democratic Governance' is 7 points out of 25 points possible in this field (28%).

The average performance in 6 indicators assessed under the field of 'Municipal Management' is 6 points out of 21 points possible in this field (28.57%).

The average performance in 4 indicators assessed under the field of 'Service Delivery' is 6 points out of 12 points possible in this field (50%).

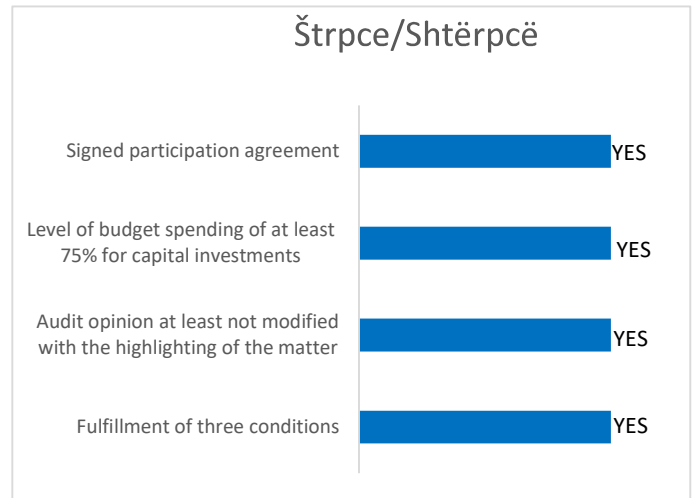


Summary of results for 2018 for the Municipal Performance Grant - Municipality of Štrpce/Shtërpçë

Assessment of minimum conditions for 2018

Municipality of Štrpce/Shtërpçë has been qualified for the performance grant for 2020.

The Municipality has fulfilled the three minimum conditions.



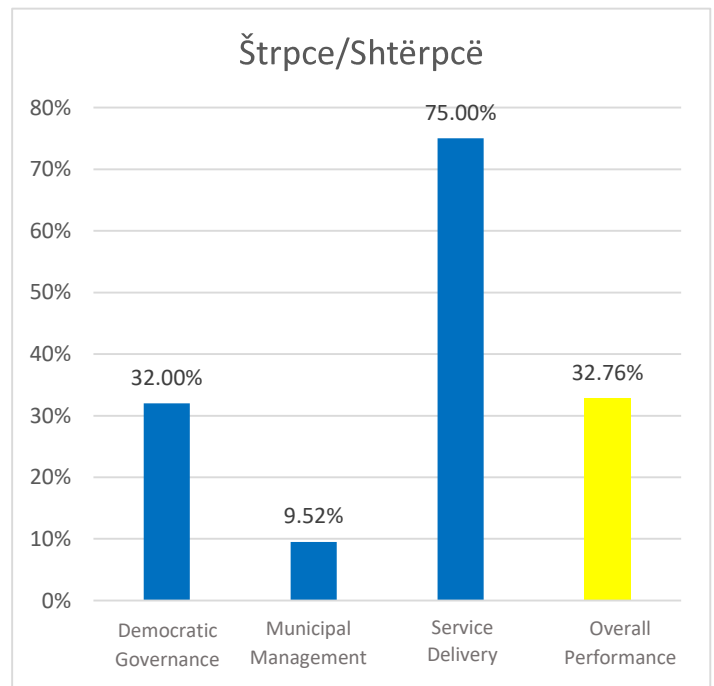
Assessment of Performance Indicators for 2018

The average performance of the Municipality of Štrpce/Shtërpçë in the 18 assessed indicators is 19 points out of 58 points possible (32.76%).

The average performance in 8 indicators assessed under the field of 'Democratic Governance' is 8 points out of 25 points possible in this field (32%).

The average performance in 6 indicators assessed under the field of 'Municipal Management' is 2 points out of 21 points possible in this field (9.52%).

The average performance in 4 indicators assessed under the field of 'Service Delivery' is 9 points out of 12 points possible in this field (75%).

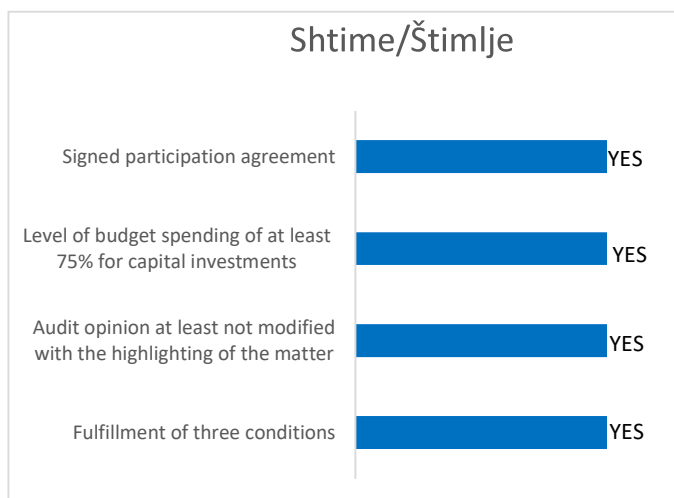


Summary of Results for 2018 for the Performance Grant - Municipality of Shtime/Štimlje

Assessment of minimum conditions for 2018

Municipality of Shtime/Štimlje has been qualified for the Municipal Performance Grant for 2020.

The Municipality has fulfilled the three minimum conditions.



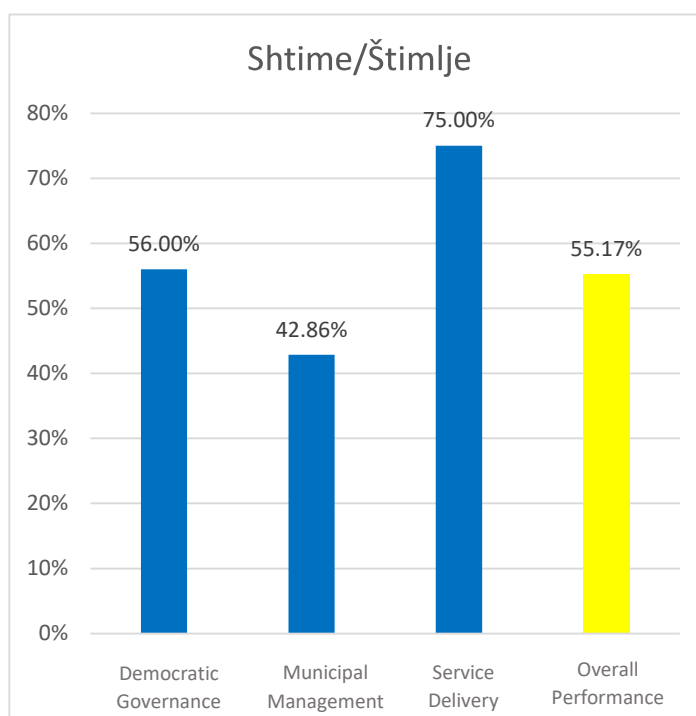
Assessment of Performance Indicators for 2018

The average performance of the Municipality of Shtime/Štimlje in the 18 assessed indicators is 32 points out of 58 points possible (55.17%).

The average performance in 8 indicators assessed under the field of 'Democratic Governance' is 14 points out of 25 points possible in this field (56%).

The average performance in 6 indicators assessed under the field of 'Municipal Management' is 9 points out of 21 points possible in this field (42.86%).

The average performance in 4 indicators assessed under the field of 'Service Delivery' is 9 points out of 12 points possible in this field (75%).

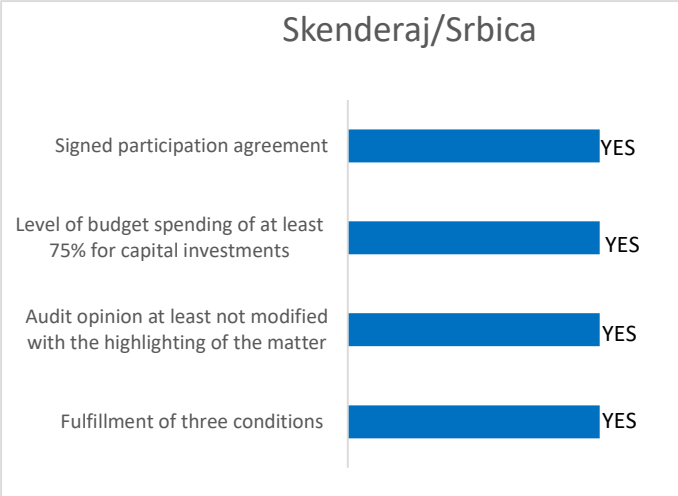


Summary of Results for 2018 for the Municipal Performance Grant - Municipality of Skenderaj/Srbica

Assessment of minimum conditions for 2018

Municipality of Skenderaj/Srbica has been qualified for the Municipal Performance Grant for 2020.

The Municipality has fulfilled the three minimum conditions.



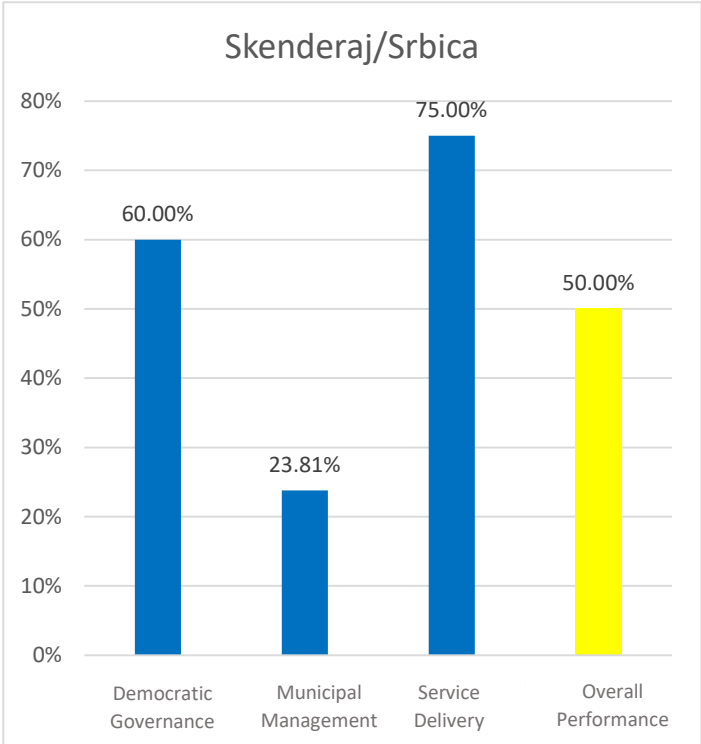
Assessment of Performance Indicators for 2018

The average performance of the Municipality of Skenderaj/Srbica in the 18 assessed indicators is 29 points out of 58 points possible (50%).

The average performance in 8 indicators assessed under the field of 'Democratic Governance' is 15 points out of 25 points possible in this field (60%).

The average performance in 6 indicators assessed under the field of 'Municipal Management' is 5 points out of 21 points possible in this field (23.81%).

The average performance in 4 indicators assessed under the field of 'Service Delivery' is 9 points out of 12 points possible in this field (75%).

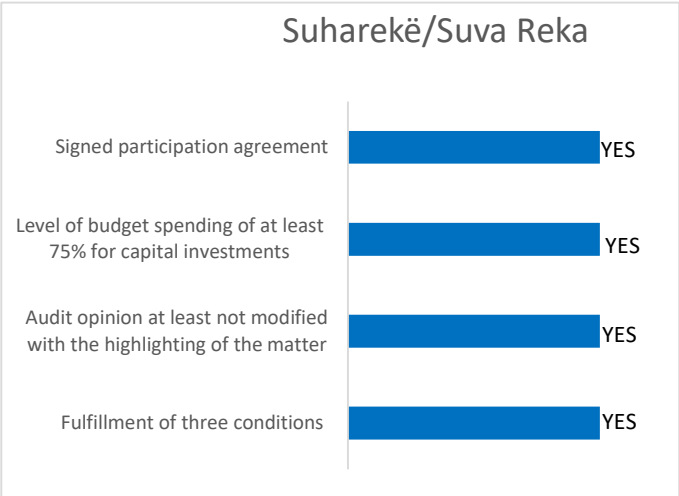


Summary of results for 2018 for the Municipal Performance Grant – Municipality of Suharekë/Suva Reka

Assessment of minimum conditions for 2018

Municipality of Suharekë/Suva Reka has been qualified for the performance grant for 2020.

The Municipality has fulfilled the three minimum conditions.



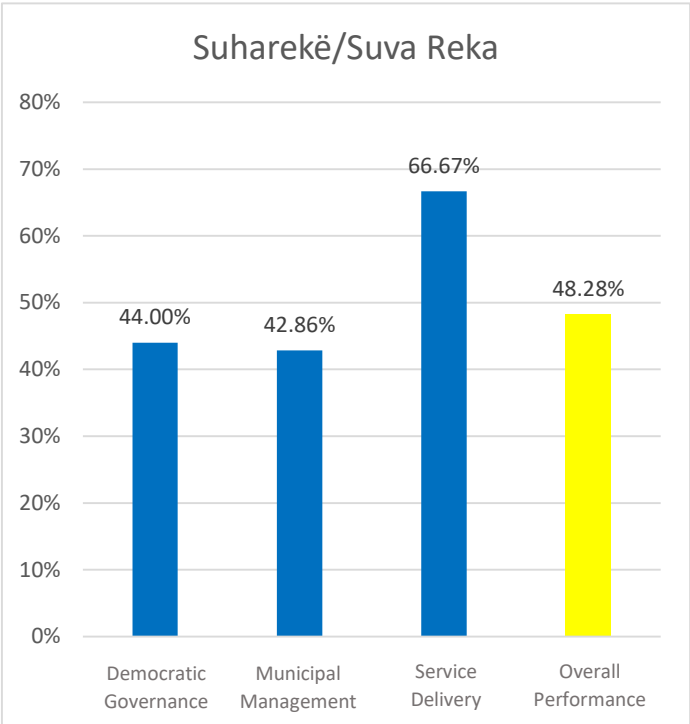
Assessment of Performance Indicators for 2018

The average performance of the Municipality of Suharekë/Suva Reka in the 18 assessed indicators is 28 points out of 58 points possible (48.28%).

The average performance in 8 indicators assessed under the field of ‘Democratic Governance’ is 11 points out of 25 points possible in this field (44%).

The average performance in 6 indicators assessed under the field of ‘Municipal Management’ is 9 points out of 21 points possible in this field (42.86%).

The average performance in 4 indicators assessed under the field of ‘Service Delivery’ is 8 points out of 12 points possible in this field (66.67%).

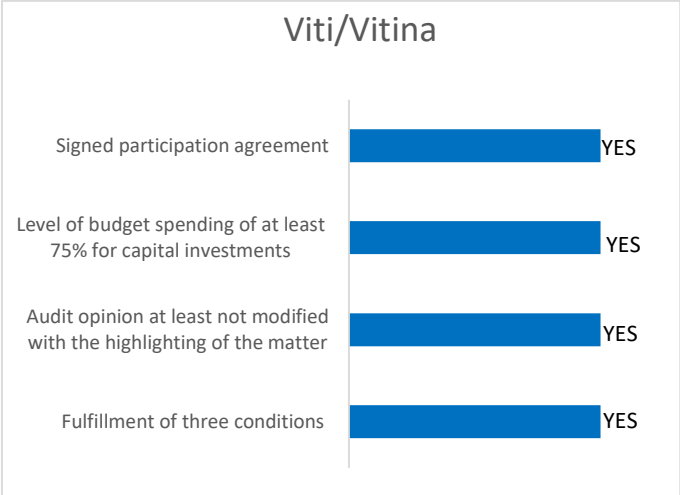


Summary of results for 2018 for the Municipal Performance Grant – Municipality of Viti/Vitina

Assessment of minimum conditions for 2018

Municipality of Viti/Vitina has been qualified for the performance grant for 2020.

The Municipality has fulfilled the three minimum conditions.



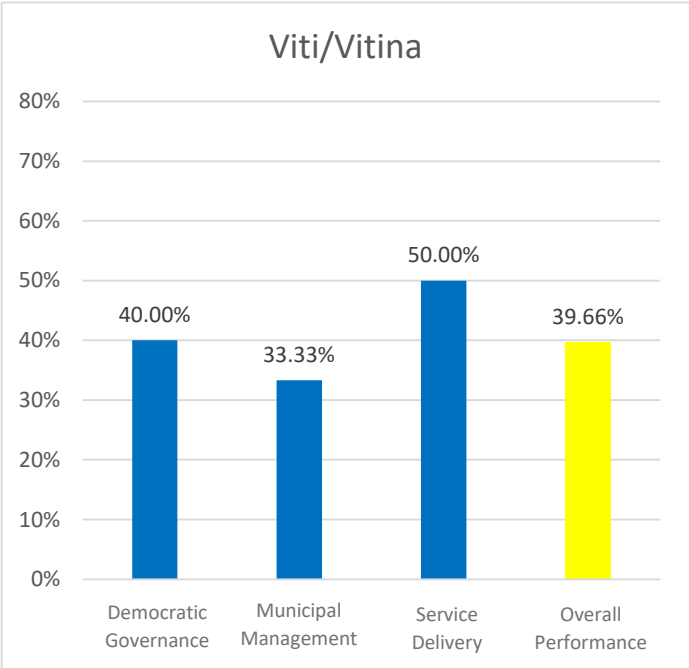
Assessment of Performance Indicators for 2018

The average performance of the Municipality of Viti/Vitina in 18 assessed indicators is 23 points out of 58 points possible (39.66%).

The average performance in 8 indicators assessed under the field of ‘Democratic Governance’ is 10 points out of 25 points possible in this field (40%).

The average performance in 6 indicators assessed under the field of ‘Municipal Management’ is 7 points out of 21 points possible in this field (33.33%).

The average performance in 4 indicators assessed under the field of ‘Service Delivery’ is 6 points out of 12 points possible in this field (50%).

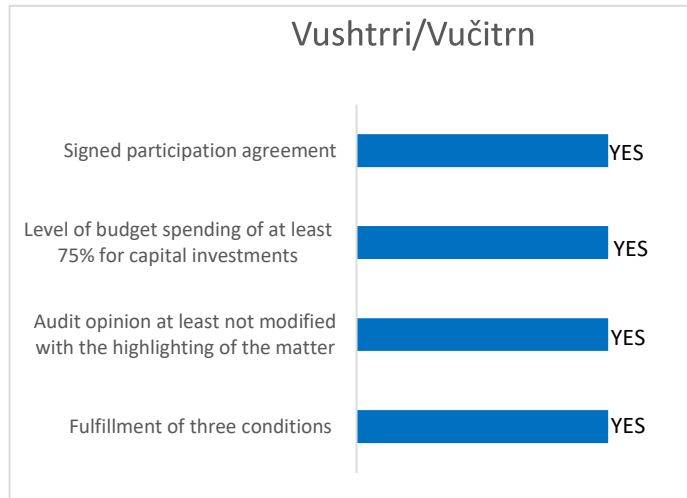


Summary of results for 2018 for the Municipal Performance Grant - Municipality of Vushtrri/Vučitrn

Assessment of minimum conditions for 2018

Municipality of Vushtrri/Vučitrn has been qualified for the Municipal Performance Grant for 2020.

The Municipality has fulfilled the three minimum conditions.



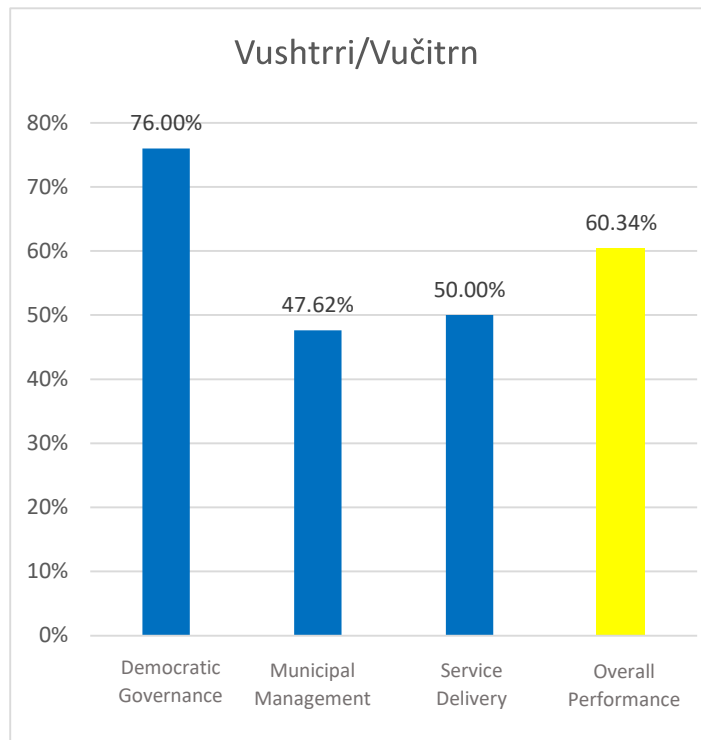
Assessment of Performance Indicators for 2018

The average performance of the Municipality of Vushtrri/Vučitrn in the 18 assessed indicators is 35 points out of 58 points possible (60.34%).

The average performance in 8 indicators assessed under the field of 'Democratic Governance' is 19 points out of 25 points possible in this field (76%).

The average performance in 6 indicators assessed under the field of 'Municipal Management' is 10 points out of 21 points possible in this field (47.62%).

The average performance in 4 indicators assessed under the field of 'Service Delivery' is 6 points out of 12 points possible in this field (50%).

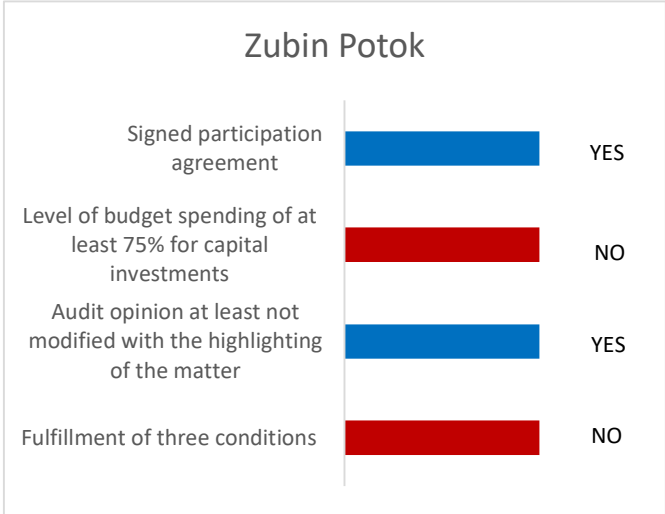


Summary of Results for 2018 for the Municipal Performance Grant – Municipality of Zubin Potok

Assessment of minimum conditions for 2018

Municipality of Zubin Potok has not been qualified for the Municipal Performance Grant for 2020.

Minimum condition number 4 (level of budget spending of at least 75% for capital investments for 2018) has not been fulfilled. The Municipality has spent 68.12% of the budget for capital investment



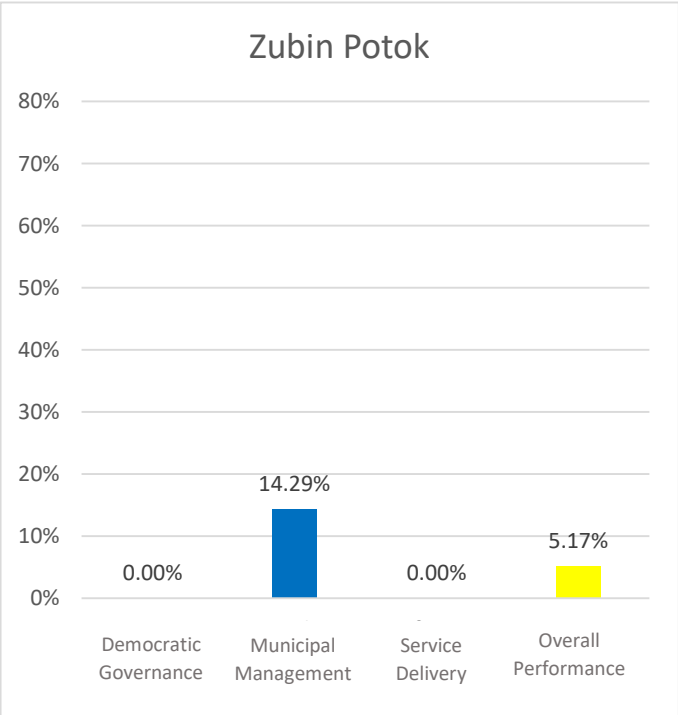
Assessment of Performance Indicators for 2018

The average performance of the Municipality of Zubin Potok in the 18 assessed indicators is 3 points out of 58 points possible (5.17%).

The average performance in 8 indicators assessed under the field of ‘Democratic Governance’ is 0 points out of 25 points possible in this field (0%).

The average performance in 6 indicators assessed under the field of ‘Municipal Management’ is 3 points out of 21 points possible in this field (14.29%).

The average performance in 4 indicators assessed under the field of ‘Service Delivery’ is 0 points out of 12 points possible in this field (0%).

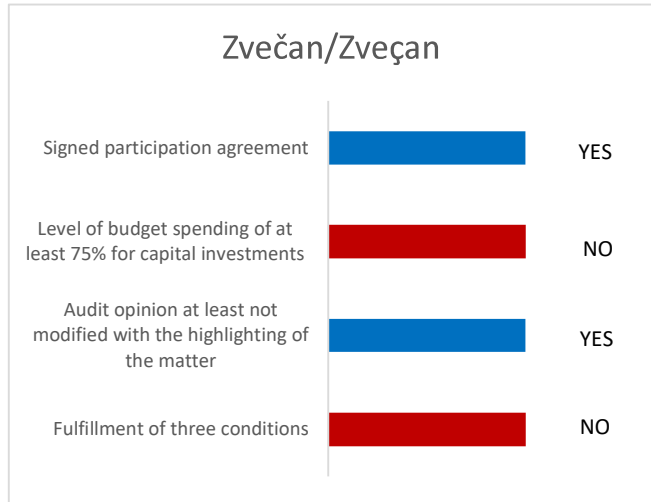


Summary of results for 2018 for the Municipal Performance Grant – Municipality of Zvečan/Zvečan

Assessment of minimum conditions for 2018

Municipality of Zvečan/Zvečan has not been qualified for the Municipal Performance Grant for 2020.

Minimum condition number 4 (level of budget spending of at least 75% for capital investments for 2018) has not been fulfilled. The Municipality has spent 41.50% of the budget for capital investments.



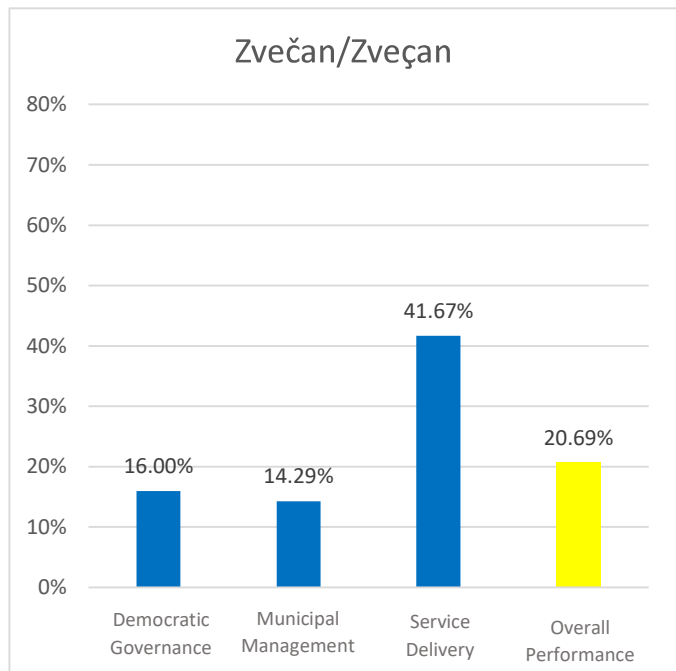
Assessment of Performance Indicators for 2018

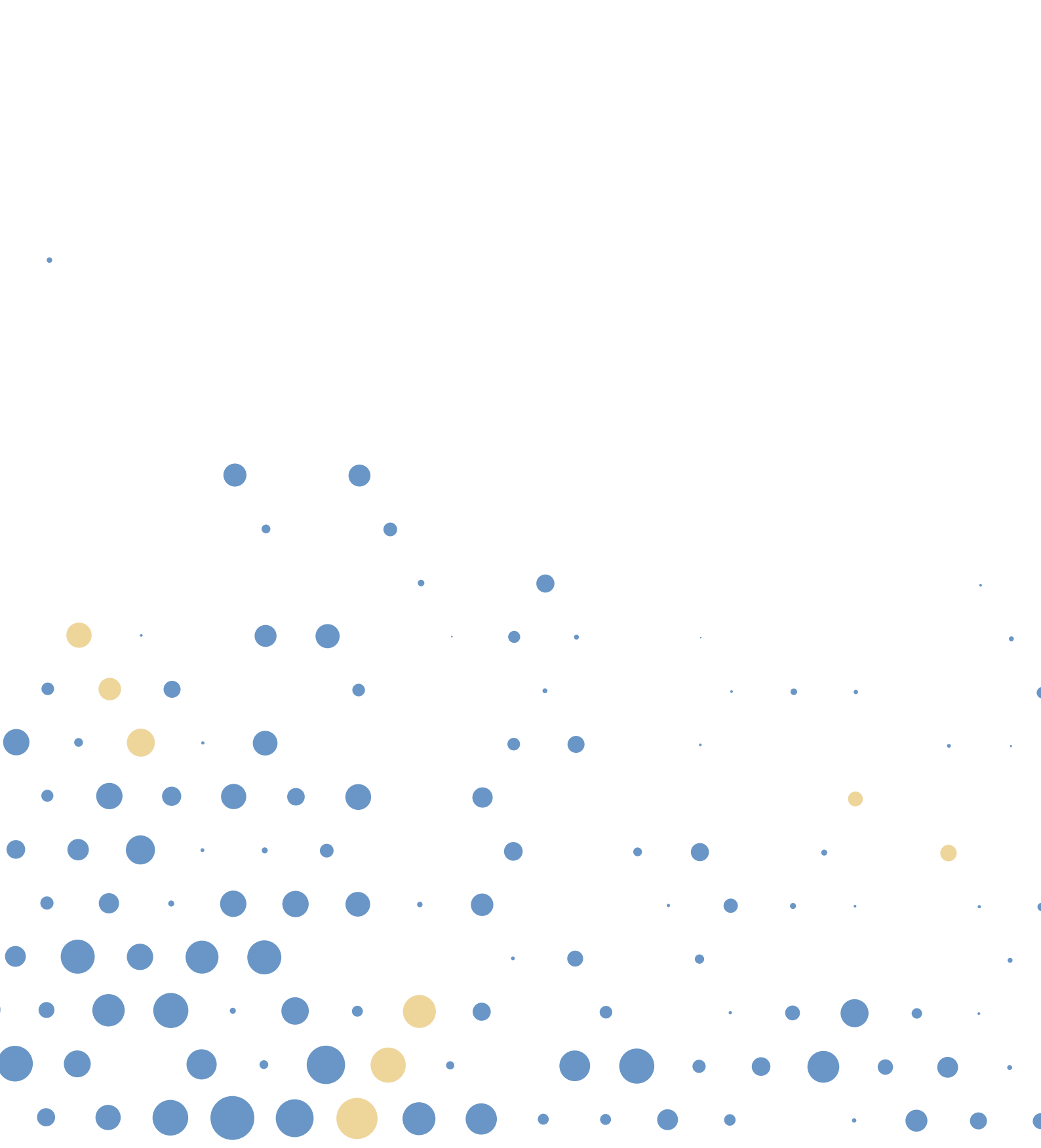
The average performance of the Municipality of Zvečan/Zvečan in the 18 assessed indicators is 12 points out of 58 points possible (20.69%).

The average performance in 8 indicators assessed under the field of 'Democratic Governance' is 4 points out of 25 points possible in this field (16%).

The average performance in 6 indicators assessed under the field of 'Municipal Management' is 3 points out of 21 points possible in this field (14.29%).

The average performance in 4 indicators assessed under the field of 'Service Delivery' is 5 points out of 12 points possible in this field (41.67%).





Schweizerische Eidgenossenschaft
Confédération suisse
Confederazione Svizzera
Confederaziun svizra

**Swiss Agency for Development
and Cooperation SDC**



Sweden
Sverige



Norwegian Embassy
Pristina

