



Republika e Kosovës
Republika Kosova-Republic of Kosovo
Qeveria - Vlada - Government

Ministria e Pushtetit Lokal
Ministarstvo lokalne samouprave
Ministry of Local Government

Narrative report of the situation with COVID - 19 pandemic for the
municipalities of the Republic of Kosovo

Prishtina, 2020

Content

Abbreviations	4
Executive Summary	5
Methodology.....	6
Actions taken in the case of global pandemic COVID - 19	7
The influence of government decisions on municipalities	10
Establishment of emergency headquarters in municipalities	10
Meetings of municipal assemblies and allocated funds for the management of COVID-19.....	11
Planning and realization of municipal own source revenues	14
Indirect municipal revenues	17
Municipal budgeting and expenditures.....	18
Expenditures compared to budgeting by category	20
Challenges faced by municipalities as a result of COVID - 19	22
References.....	23

Abbreviations

COVID 19	Coronavirus Pandemic
NIPH	National Institute of Public Health
MA	Municipal Assembly
MLG	Ministry of Local Government
MESTI	Ministry of Education, Science, Technology and Innovation
MFT	Ministry of Finance and Transfer
MoH	Ministry of Health
EOC	Emergency Operations Center
OCMIAPA	Operational Center of the Ministry of Internal Affairs and Public Administration
CDC	Center for Disease Control and Prevention
WHO	World Health Organization
ECDC	European Centre for Disease Prevention and Control
KFMIS	Kosovo Financial Management Information System
EHQ	Emergency Headquarters
UNDP	United Nations Development Programme

Executive Summary

The Ministry of Local Government in accordance with its mandate and obligations in relation to municipalities, has played an important role in the global pandemic of COVID-19, respectively in coordinating activities in its management. In this segment, the Ministry of Local Government on the occasion of the emergence of global pandemic COVID - 19, has been mainly oriented towards the coordination and alignment of activities between the central level and the municipalities. During this period, a number of requests and notifications have been addressed to the municipalities, to the mayors, chairs of municipal assemblies, Emergency Operations Centers (EOC), Operational Center of MIAPA (OCMIAPA) and Centre for Disease Control and Prevention (CDC). MLG has had an important role in coordinating activities between the central and the local level. MLG has conducted visits to municipalities affected by COVID 19 and provided support to all municipalities, so that they can more easily manage the pandemic in question. Likewise, joint meetings were held with the Minister/ry of Health, Mayors, AKM, civil society for COVID - 19 management.

In order to implement government decisions and maintain public health in the country, 38 municipalities have established Emergency Headquarters where all responsible institutions are involved and have helped manage the situation with COVID-19. Headquarters have held meetings, of which 7 municipalities: Kamenica, Mamusha, Podujeva, Novo Brdo, Malisheva, Gracanica, Strpce have held a total of 102 meetings while other municipalities have continuously held emergency headquarters meetings. On the occasion of the establishment of the headquarters, bilingualism was respected, where municipalities have amended and supplemented the decisions of the emergency headquarters at the request of the Government to supplement the decisions with members of minorities living in those municipalities. During global pandemic COVID-19, 31 municipalities have held 51 meetings in municipal assemblies, while 7 other municipalities have not held any meetings, such as: Leposavic, Zubin Potok, Novo Brdo, Zvecan, Gracanica, Ranillug and Strpce.

Regarding the allocation of funds for pandemic management, out of a total 38 municipalities, 33 of them have allocated funds for the management of COVID-19 pandemics in the amount of € 4,771,008.74. The municipality that has allocated the most budget for COVID-19 management is the municipality of Prishtina with €1,380,000.00, followed by the municipality of Fushe Kosova with €404,000.00, the municipality of Podujeva with 366,520.00. Whereas, municipalities that have not allocated funds are: Novo Brdo, Peja, Gjakova, Istog and Klllokot.

Planning of own source revenues in the municipalities of the Republic of Kosovo has been in the amount of €83,116,579.00, while their collection in the period January-June is € 26,961,729.00 or expressed as a percentage of 32.44%. Based on the percentage of collection of own revenues, municipalities which have the level of realization from the bottom up, are: Zubin Potok 5% and Zvecan municipalities with 2.0%, other municipalities have a below average level, while the municipality of Gracanica turns out to have increased its own revenues by a percentage of 70%.

Regarding budgeting and municipal expenses, in this period, municipalities have planned the value of € 582,542,659.42 and have spent their budgets on the total value of € 180,361,788.03 or 31% of the planned budget.

Regarding the challenges of the municipalities, the latter have faced and still face some challenges and significant problems, such as: budgetary dependence on the central level, low collection of own source revenues, poor infrastructure in the health system, lack of hygienic equipment, as well as other challenges.

Methodology

This report presents the main activities of The Ministry of Local Government and municipalities on the emergence of COVID-19 and its management. A number of primary and secondary sources have been consulted for the drafting of this report, the information was obtained from MPL officials, municipal officials, as well as from the Kosovo Financial Management Information System-KFMIS, Treasury Department –The Ministry of Finance in the period January - Qershor 2020.

Actions taken in the case of global pandemic COVID - 19

The Ministry of Local Government in relation to the municipalities, on the occasion of emergence of the global pandemic COVID-19, has been oriented mainly towards the coordination and alignment of activities between the central level and the municipalities. During this period, a number of requests and notifications have been addressed to the municipalities, respectively mayors, chairs of the municipal assembly, Emergency Operations Centers (EOC), Operational Center of MIAPA (OCMIAPA) the Center for Disease Control and Prevention (CDC) with these priorities, as follows:

- J It was initially addressed to the Municipality the Institutions Response and Readiness Plan for COVID-19, as well as MLG contact points for municipalities to address their requests have been made available. Immediately after that, the notification has been sent to the mayors that their public statements / information should be careful and in harmony with the official information coming out of the two main institutions, Ministry of Health and the National Institute of Public Health of Kosovo;
- J Municipalities have been notified with: Information Circular of Public and Private Healthcare Institutions in the Republic of Kosovo No.05/2020, Notification letter for mayors on measures against COVID - 19, Decisions of the Government meetings related to the situation of pandemics, clarifications on the implementation of the Ordinance No. 01/03 dated 17.03.2020 (MEETIESI) on the implementation of measures against economic activities related to public health emergencies, Instructions, Recommendations and SOPs of the National Institute of Public Health of Kosovo, as well as, the relevant Decisions of the Ministry of Health, MEETIESI Ordinance, MLG Legal Circular, MIAPA Guidelines and Acts;
- J Information is provided, upon request to municipalities regarding the needs for municipal tents, specific requirements for all equipment, protective equipment and apparatus, the request for the establishment of medical teams in the border areas, the request for the provision of accurate information and data related to: a) the number and contacts of persons coming from the diaspora for each municipality separately, and b) the name of the settlement, village and location; request for the possibility of worsening the situation in Kosovo regarding the spread of Covid- 19, request for the functioning of the Municipal Committees for Protection and Rescue (*emergency headquarters*) and sending the contacts of the responsible persons of the municipalities as well as the official letter to the addresses of the mayors and chairs of the municipal assemblies for “Establishment and functioning of the Municipal Emergency Response Committee (*emergency headquarters*)”;
- J Priority requests have been addressed on behalf of the Operations Center of the Ministry of Internal Affairs and Public Administration, in which case the municipalities are notified that the Operations Centers and the Municipal Committees for Protection and Rescue must be in constant contact with the Operations Center of MIAPA, 24/7, for information, support, assistance and advice.

Also, in this period was addressed the Legal Circular No. 02, dated 23.03.2020 of the MLG, information was collected on the contact points of the emergency headquarters and the decisions for the 38 municipalities for the establishment of the Emergency Headquarters. The list of municipalities has been finalized: Malisheva, Decan, Suhareka, Hani i Elezit, Mamusha, Viti, Istog, Drenas, Klina, Obiliq, Podujeva, Skenderaj with the number of comers from the Diaspora and other data and the same has been forwarded to the National Institute of Public Health of Kosovo, whereas the requests of the municipalities to be equipped with hygienic and protective equipment, as a preventive measure to manage COVID -19 have been addressed to the Ministry of Health. Further, all the detailed information of the Serb-majority

municipalities regarding the current state of the COVID-19 virus has been prepared and completed, and the same have been addressed to the Center for Disease Prevention and Control, and municipal information was sent on a daily basis of: Leposavic, Zvecan and Zubin Potok to the Center for Disease Prevention and Control regarding the current state of the virus.

Given the situation created and the quarantine of municipalities, MLG has announced the temporary suspension of all examinations of the legality of acts of municipal bodies. In this regard, the Minister of MLG and her cabinet, immediately after the presentation of the first cases, together with the Prime Minister of the Government of the Republic of Kosovo, Mr. Kurti and the relevant ministries have started with the visits to the municipalities where COVID-19 emerged, such as: Klina, Malisheva, Viti, Dragash, Fushë Kosova, Rahovec, Prizren, Kamenica, Gjilan, Peja, Gjakova, Lipjan, Viti, Ferizaj, Drenas, Skenderaj, Obiliq, Mamusha, Podujeva, South Mitrovica, Istog, continuing also to other municipalities. MLG has notified the mayors and chairs of municipal assemblies regarding the issue of addressing in MFT, of the decisions of the Municipal Assemblies for the assessment of legality, respectively the decisions which are related to the financial aspects, to address the issues related to the emergency situation for the prevention of COVID-19. At all other points, municipalities have been instructed to implement the Legal Circular on the Implementation of Government Decisions on the Prevention of COVID-19.

In order to provide services to citizens in this period, the online application on the websites of municipalities has been functionalized, including the on-line Registration Manual for submitting an application for civil status certificates and the Municipal Intranet Use Manual (Albanian and Serbian version). Through the MLG, the official document of the MESTI regarding the organization and continuation of the teaching process in schools in Serbian language was sent to the addresses of the mayors of Serb-majority municipalities, as well as the request of the Municipality of Gracanica regarding the arrival of doctors from Serbia. The request was approved and the doctors arrived in Gracanica. The request of North Mitrovica regarding the possibility of supplying protective and hygienic equipment from the Central Warehouse of the Ministry of Health has been addressed, with a focus on the North Mitrovica Regional Hospital. Likewise, these municipalities have also been notified of ECDC guidelines which have previously been received by the Ministry of Health.

In this period, a joint meeting was held between the Minister of Health, MLG and all mayors, in which case the Mayors have been notified of mitigating measures for the management of the emergency situation for the second and third phase. Whiles, MLG has addressed the notification to the mayors and chairs of municipal assemblies by the Operations Center of the Ministry of Internal Affairs and Public Administration for the decision that special permits for the essential staff of municipalities of the Republic of Kosovo to be issued by the respective Municipal Emergency Headquarters, for which the permit should be valid only for circulation within the respective municipality.

During this period, MLG has sent to the addresses of the mayors and chairs of the municipal assemblies the annexes of the decision for taking measures against COVID -19, then request for disinfection of the school space Qamil Batalli in Prishtina to the Operations Center of MIAPA due to the commencement of the video-recording of school lessons by MESTI, The priority request of the Emergency Operations Center at the address of the Municipality of Leposavic regarding the transportation of the person from the Student Center from Quarantine to the municipality of Leposavic, as well as, on a daily basis, the information of the municipalities were forwarded for: Leposavic, Zvecan and Zubin Potok to the Center for Disease Prevention and Control regarding the current state of the COVID - 19.

The priority request of the MIAPA Operations Center for the provision of transport of volunteers, the request for foreign citizens has been sent to the addresses of the mayors (*most of them of Albanian*

nationality from Presheva, Medvegja and Bujanovc) who do not have a residence permit in the Republic of Kosovo and they need free movement at this time of pandemic and requests regarding the submission of the report on the actions taken by the Inspection Directorates, on the issue of violations that have been identified and on the measures that have been undertaken against businesses which have not implemented the measures under the Decision “for the prevention, control and elimination of Covid-19 infectious disease” has been addressed to the mayors. Also, the request of the Ministry of Health has been addressed to the mayors of: Drenas, Ferizaj, Fushë Kosovë, Gjakova, Gjilan, Istog, Obiliq, Prishtina, Prizren, Shtime, Suhareka and Vushtrri regarding the implementation of measure 1.6 of Government Decision No.01/19 dated 30.03.2020 and the Decision of the Minister of Finance and Transfers no. 51/2020 dated 12.05.2020. Following the request received by the Ministry of Finance and Transfers, MLG has addressed the notification to the Serb-majority municipalities regarding the donation offered by UNDP for hygienic equipment.

MLG has informed the municipalities about any decision, request and notification which have come from the central level, and has had a coordinating role in order to address the requests and priorities of the municipalities to the central level. MLG has addressed the official document to the Mayors regarding the management of COVID-19 pandemics and the request regarding the increase of controls on the subjects of gastronomy and shopping centers in the fight against COVID -19. During this period, the reports of the municipalities were sent to the address of the MIAPA Operations Center regarding the actions undertaken by the inspection directorates, as well as the decisions for the 38 municipalities of Kosovo for the establishment and functioning of the Municipal Emergency Committees (Emergency Headquarters). Also, a joint meeting of the MLG - civil society organizations forum was held to discuss the measures taken by MLG for municipalities regarding COVID 19, the framework plan for 2020 and NGOs plans for 2020 in the field of local governance.

List of Government Decisions and Line Ministries Related to COVID-19 Pandemic

-) Decision No. 04/06 on the approval of the Plan for readiness and response against the Coronavirus and the Action Plan, dated 10.03.2020;*
-) Decision No. 01/07 on imposing measures in order to prevent infection of Coronavirus COVID-19, dated 11.03.2020 and Decision No. 01/16 on amending and supplementing this decision;*
-) Decision No.01/08 on the establishment Special Commission for the Prevention of infection of Coronavirus COVID-19, dated 12.03.2020;*
-) Decision No. 01/09 on taking additional measures after confirmation of positive cases with COVID-19, (placement in the quarantine of municipalities, Klina and Viti), dated 13.03.202;*
-) Decision No. 01/10 on taking additional measures after confirmation of positive cases with COVID-19, (placement in the quarantine of the Municipalities of Malisheva, 14.03.2020;*
-) Decision No. 01/11 on the declaration of public health emergency, dated 15.03.2020;*
-) Decision of the Ministry of Health No. 21/III/2020, dated 20.03.2020;*
-) MEETIESI Ordinance No. ref.01/04 on the progress of economic activities during the public health emergency, dated 20.03.2020;*
-) Decision No. 01/15 on undertaking measures for prevention and control of spread of COVID-19 virus, (prohibiting the movement of citizens and vehicles at certain times, dated 23.03.2020;*
-) Information Circular of the Ministry of Health No.11/2020 for informing the Health Institutions for the implementation of the Plan for return to normal health services;*
-) MLGA Decision No. 02-269 on the establishment of the Operational Group within the Ministry for the Prevention of Coronavirus, COVID-19 Infection;*
-) Decision of MIAPA No. 162/2020 on the suspension of urban traffic, dated 31.03.2020;*

) *Decision of the Ministry of Health No. 178/IV/2020 on declaring the Municipality of Prishtina as a quarantine area, dated 11.04.2020.*

The influence of government decisions on municipalities

On the occasion of the spread of COVID-19 global pandemic, MLG has notified the municipalities regarding the government decisions and, based on the information, all municipalities have implemented the decisions of the Government of Kosovo as well as the measures undertaken by the Ministry of Health. Additionally, with the aim of implementing these decisions, the municipal assemblies have held emergency meetings while respecting the measures of the Ministry of Health to maintain the distance and all the measures foreseen for the protection of public health. In these meetings, the municipal assemblies have approved the decisions on the allocation of funds to cope with the situation created by COVID-19 pandemic.

Establishment of emergency headquarters in municipalities

Municipalities of the Republic of Kosovo, with the aim of implementing the government decisions and protecting the public health in the country, have established Emergency Headquarters in which all responsible institutions have been involved and which have helped to manage the situation with COVID-19. On the occasion of the establishment of headquarters, bilingualism has been respected, in which case the municipalities have amended and supplemented the decisions of emergency headquarters at the request of the government to supplement the decisions with members of minorities living in those municipalities. Bilingualism has also been respected when drafting information and decisions issued by the assemblies of these municipalities or by the emergency headquarters. The municipalities that have established emergency headquarters are as follows:

No.	Municipalities	Number of headquarter meetings	No.	Municipalities	Number of headquarter meetings
1.	Fushe Kosova	Ongoing	20.	Obiliq	Ongoing
2.	Kaçanik	Ongoing	21.	Rahovec	Ongoing
3.	South Mitrovica	Ongoing	22.	Peja	Ongoing
4.	Shtime	Ongoing	23.	Klina	Ongoing
5.	Elez Han	Ongoing	24.	Istog	Ongoing
6.	Kamenica	9 meetings	25.	Lipjan	Ongoing
7.	Vitia	Ongoing	26.	Graçanica	20 meetings
8.	Podujeva	9 meetings	27.	Partesh	Ongoing
9.	Deçan	Ongoing	28.	Klllokot	Ongoing
10.	Prizren	Ongoing	29.	Ranillug	Ongoing
11.	Mamusha	9 meetings	30.	Shterpca	12 meetings
12.	Junik	Ongoing	31.	Prishtina	Ongoing
13.	North Mitrovica	Ongoing	32.	Gjakova	Ongoing
14.	Leposaviq	Ongoing	33.	Glllogoc	Ongoing
15.	Zubin Potok	Ongoing	34.	Skenderaj	Ongoing
16.	Novoberda	8 meetings	35.	Suhareka	Ongoing
17.	Zveçan	Ongoing	36.	Ferizaj	Ongoing
18.	Vushtrri	Ongoing	37.	Dragash	Ongoing
19.	Malisheva	35 meetings	38.	Gjilan	Ongoing

Table 1: *Number of meetings held by emergency headquarters in municipalities.*

Meetings of municipal assemblies and allocated funds for the management of COVID-19

During the period of COVID-19 pandemic, the municipalities have been very active in holding assembly meetings, in which case they have allocated funds in order to manage the pandemic as efficiently as possible. According to the data, during this period, the municipalities have held meetings as shown in the following chart:

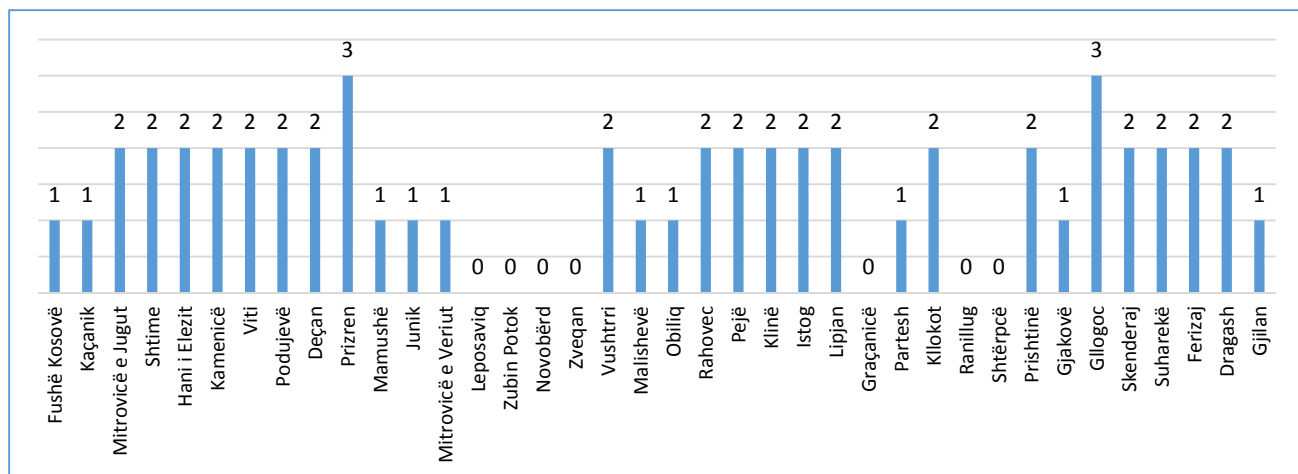


Chart 1: Number of meetings held by municipal assemblies during the COVID-19.

As we can see from the chart, the largest number of assembly meetings were held by the following municipalities: Prizren and Glogoc with a total of 3 meetings held respectively, then 19 other municipalities with 2 meetings held respectively, such as: South Mitrovica, Shtime, Elez Han, Kamenica, Vitia, Podujeva, Deçan, Vushtrri, Rahovec, Peja, Klina, Istog, Lipjan, Klokot, Prishtina, Skenderaj, Suhareka, Ferizaj and Dragash, and 10 municipalities with 1 meeting held respectively, such as: Fushe Kosova, Kaçanik, Mamusha, Junik, North Mitrovica, Malisheva, Obiliq, Partesh, Gjakova and Gjiçan. 7 other municipalities did not hold any meetings, such as: Leposavic, Zubin Potok, Novoëberda, Zvecan, Graçanica, Ranillug and Shtërpca. During this period, the municipal assemblies have approved some decisions which are generally related to the allocation of funds for the management of COVID-19 pandemic, as shown in the following table:

Municipality	Decisions on allocation of budget funds for COVID-19 management
Fushë Kosovë	- Decision on the allocation of funds for the management of COVID-19
Kaçanik	- Decision on the allocation of funds for the management of COVID-19
Mitrovicë e Jugut	- Decision on the allocation of funds for the management of COVID-19
Shtime	- Decision on the allocation of funds for the management of COVID-19
Hani i Elezit	- Decision on the allocation of funds for the management of COVID-19
Kamenicë	- Decision on the allocation of funds for the management of COVID-19
Viti	- Decision on the allocation of funds for the management of COVID-19
Podujevë	- Decision on the allocation of funds for the management of COVID-19
Deçan	- Decision on the allocation of funds for the management of COVID-19 - Decision on the allocation of financial means in the amount of 20,000.00 to the company N.SH. "Institute for Entrepreneurship and Small Business" for drafting the evaluation report on economic damages caused to producers and businesses

	of the municipality by the COVID-19 pandemic
Prizren	- Decision on the allocation of funds for the management of COVID-19 - Decision on the transfer of unspent funds from own source revenues of 2018 and 2019 in 2020, in the program of health and social welfare, and the program of education and science - The decision to exempt from paying rent and taxes for businesses operating on municipal property in the Municipality of Prizren for the period of six (6) months (March-August 2020) due to the situation of COVID-19 pandemic
Mamushë	- Decision on the allocation of funds for the management of COVID-19
Junik	- Decision on the allocation of funds for the management of COVID-19
Mitrovicë e Veriut	- Decision on the allocation of funds for the management of COVID-19
Leposaviq	- Decision on the allocation of funds for the management of COVID-19
Zubin Potok	- Decision on the allocation of funds for the management of COVID-19
Zveçan	- Decision on the allocation of funds for the management of COVID-19
Vushtrri	- Decision on the allocation of funds for the management of COVID-19
Malishevë	- Decision on the allocation of funds for the management of COVID-19
Obiliq	- Decision on the allocation of funds for the management of COVID-19
Rahovec	- Decision on the allocation of funds for the management of COVID-19
Klina	- Decision on the allocation of funds for the management of COVID-19
Lipjan	- Decision on the allocation of funds for the management of COVID-19
Graçanicë	- Decision on the allocation of funds for the management of COVID-19
Partesh	- Decision on the allocation of funds for the management of COVID-19
Ranillug	- Decision on the allocation of funds for the management of COVID-19
Shtërpcë	- Decision on the allocation of funds for the management of COVID-19
Prishtine	- Decision on the allocation of funds for the management of COVID-19
Gjakovë	- Decision on the transfer of unspent funds from 2019 to the 2020 budget
Glllogoc	- Decision on the allocation of funds for the management of COVID-19
Skenderaj	- Decision on the allocation of funds for the management of COVID-19
Suharekë	- Decision on the allocation of funds for the management of COVID-19
Ferizaj	- Decision on the allocation of funds for the management of COVID-19
Dragash	- Decision on the allocation of funds for the management of COVID-19
Gjilan	- Decision on the allocation of funds for the management of COVID-19

Table 2: *Number of decisions of municipal assemblies.*

Although some municipalities have not held any meetings, they have nevertheless allocated funds to manage the pandemic. The following chart shows the municipalities and the allocated amount of funds for the management of COVID-19 pandemic:

Allocation of funds by municipalities for the management of COVID - 19

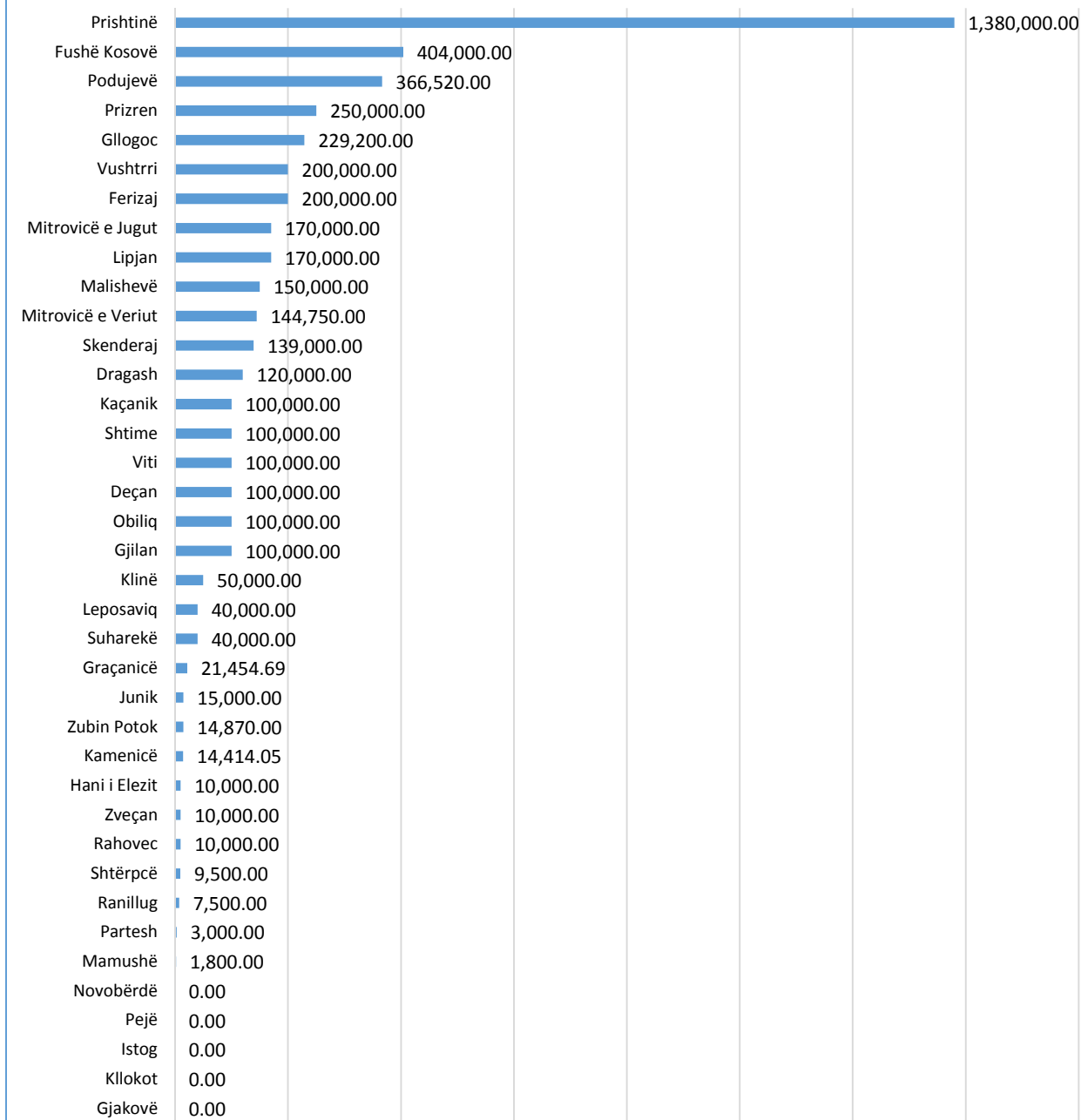


Chart 2: The amount of funds allocated by municipalities for the management of COVID-19 pandemic.

We can see that out of a total of 38 municipalities, 33 have allocated funds for the management of COVID - 19 pandemic in the amount of €4,771,008.74. The municipality that has allocated the most budget for the management of COVID - 19 is the municipality of Prishtina with € 1,380,000.00, followed by the municipality of Fushe Kosova with €404,000.00, and the municipality of Podujeva with €366,520.00 and so on.

Planning and realization of municipal own source revenues

The Law on Local Government Finance stipulates that the sources of municipal revenues, in addition to government guarantors, also consist of own source revenues, which are collected by municipalities on behalf of the services provided to citizens. The municipalities' own source revenues from taxes and fees are the main pillar on which the financial stability of a municipality depends, they contribute to the increase of a municipality's budget and, as such, constitute an important source of municipal revenue. Also, municipal revenues directly affect the economic development of municipalities in the Republic of Kosovo. Based on the official data of the Kosovo Financial Management Information System KFMIS, Treasury Department - Ministry of Finance, in 2020 the planning of municipal own source revenues is € 83,116,579.00, while in 2019 this planning was € 84,894,883.00. This shows that there is a decrease in the planning of own source revenues in 2020 compared to 2019, in the amount of € 1,778,304.00, or by (2.1%) less. Regarding the realization of own source revenues, based on the official data from the Kosovo Financial Management Information System KFMIS, Treasury Department - Ministry of Finance, during the January - June 2020 period, the municipalities have realized own source revenues in the amount of €26,961,729.00, or 32.44% from the planned annual level of € 83,116,579.00. In the January - June 2019 period, the realization of own source revenues by municipalities was € 35,732,308.00 or 42.09%, and according to the annual planning it was € 84,894,883.00, while in 2020 it was € 26,961,729.00, or 24.05%, while according to the annual planning it was EUR 83,116,579.00. The following table shows the realization of own source revenues for the January - June 2019 and 2020 period, in comparative terms:

<i>Realization of own source revenues for the January - June 2019 period compared to the January - June 2020 period</i>							
<i>2019</i>			<i>2020</i>			<i>Comparisons</i>	
<i>Planning</i>	<i>Realization</i>	<i>% of realization</i>	<i>Planning</i>	<i>Realization</i>	<i>% of realization</i>	<i>Comparison of 2019/2020 planning expressed in %</i>	<i>Comparison of 2019/2020 realization expressed in %</i>
<i>84,894,883</i>	<i>35,732,308</i>	<i>42.09</i>	<i>83,116,579</i>	<i>26,961,729</i>	<i>32.44</i>	<i>-2.1</i>	<i>-9.7</i>

Table 3: *Realization of revenues and comparison for the January - June 2019 - 2020 period.*

So, as the table shows, the realization of own source revenues for January - June 2020 period, according to the annual planning of municipalities, is 32.44%, while for January - June 2019 period it was 42.09%. This demonstrates that there is a decrease of 2.1% in revenue planning in 2020, and there is also a decrease of 9.7% in revenue realization in 2020 compared to the same period in 2019.

The following table presents the data regarding the planning and realization of own source revenues for the January-June 2020 period compared to the January-June 2019 period, by municipality:

PLANNING AND REALIZATION OF OWN SOURCE REVENUES FOR THE PERIOD JANUARY - JUNE 2020 COMPARED TO THE PERIOD OF JANUARY-JUNE OF YEAR 2019

Municipalities	Year 2019			Year 2020			Comparisons		
	Planning	Realization	% of realization 2019	Planning	Realization	% of realization 2019	Comparison of planning 2019/2020 expressed in%	Comparison of realization 2019/2020 expressed in%	Comparison of realization % 2019/2020
Gllgoc	1,209,360	486,817	40.25	1,390,790	388,370	27.92	-15.0	-20.2	-12.3
Fushë Kosovë	2,822,814	1,208,646	42.82	2,809,510	1,018,392	36.25	-0.5	-15.7	-6.6
Lipjan	2,108,547	855,541	40.57	2,080,919	482,364	23.18	-1.3	-43.6	-17.4
Obiliq	908,804	597,353	65.73	1,022,665	415,889	40.67	12.5	-30.4	-25.1
Podujevë	1,614,600	575,942	35.67	1,416,561	401,657	28.35	-12.3	-30.3	-7.3
Prishtinë	30,656,113	13,306,737	43.41	29,258,367	10,231,754	34.97	-4.6	-23.1	-8.4
Shtime	451,114	201,937	44.76	629,651	124,441	19.76	39.6	-38.4	-25.0
Graçanicë	1,713,956	694,535	40.52	1,787,166	1,393,479	77.97	4.3	100.6	37.4
Dragash	477,510	133,283	27.91	462,344	79,910	17.28	-3.2	-40.0	-10.6
Prizren	8,418,404	3,176,429	37.73	7,560,295	2,452,862	32.44	-10.2	-22.8	-5.3
Rahovec	1,710,394	537,459	31.42	1,156,841	390,250	33.73	-32.4	-27.4	2.3
Suharekë	1,934,756	836,491	43.23	1,970,656	617,866	31.35	1.9	-26.1	-11.9
Malishevë	849,790	401,648	47.26	896,091	256,003	28.57	5.4	-36.3	-18.7
Mamushë	71,717	32,644	45.52	63,197	14,147	22.39	-11.9	-56.7	-23.1
Deçan	720,973	198,228	27.49	770,266	208,409	27.06	6.8	5.1	-0.4
Gjakovë	3,554,081	1,554,544	43.74	3,722,367	1,140,174	30.63	4.7	-26.7	-13.1
Istog	1,224,119	533,281	43.56	1,151,298	303,844	26.39	-5.9	-43.0	-17.2
Klinë	1,065,552	402,399	37.76	915,074	317,585	34.71	-14.1	-21.1	-3.1
Pejë	4,215,027	1,792,459	42.53	4,349,595	1,726,636	39.70	3.2	-3.7	-2.8
Junik	102,631	61,142	59.57	137,199	47,206	34.41	33.7	-22.8	-25.2
Leposaviq	23,843	768	3.22	40,000	544	1.36	67.8	-29.2	-1.9
Mitrovicë	2,534,831	1,274,740	50.29	2,499,975	736,502	29.46	-1.4	-42.2	-20.8
Skenderaj	968,124	331,285	34.22	1,528,014	211,872	13.87	57.8	-36.0	-20.4
Vushtrri	2,358,613	956,176	40.54	2,035,660	755,539	37.12	-13.7	-21.0	-3.4
Zubin Potok	10,177	899	8.83	30,000	611	2.04	194.8	-32.1	-6.8
Zveçan	16,151	364	2.25	35,000	1,751	5.00	116.7	380.9	2.7
Mitrovicë Veriore	38,445	20,798	54.10	60,000	14,184	23.64	56.1	-31.8	-30.5

Gjilan	4,462,871	1,805,964	40.47	4,399,396	1,067,385	24.26	-1.4	-40.9	-16.2
Kaçanik	720,339	275,723	38.28	710,727	249,354	35.08	-1.3	-9.6	-3.2
Kamenicë	899,181	379,739	42.23	862,074	241,845	28.05	-4.1	-36.3	-14.2
Novobërdë	247,038	80,876	32.74	242,479	63,714	26.28	-1.8	-21.2	-6.5
Shtërpcë	314,322	166,669	53.03	489,205	93,262	19.06	55.6	-44.0	-34.0
Ferizaj	4,719,802	2,143,911	45.42	5,015,526	1,098,500	21.90	6.3	-48.8	-23.5
Viti	1,085,310	440,166	40.56	948,599	213,266	22.48	-12.6	-51.5	-18.1
Partesh	58,466	26,954	46.10	63,801	33,071	51.83	9.1	22.7	5.7
Hani i Elezit	314,704	159,234	50.60	317,865	119,880	37.71	1.0	-24.7	-12.9
Kllokot	136,270	44,195	32.43	158,842	30,396	19.14	16.6	-31.2	-13.3
Ranillugë	156,134	36,329	23.27	128,564	18,816	14.64	-17.7	-48.2	-8.6
Totali	84,894,883	35,732,308	42.09	83,116,579	26,961,729	32.44	-2.1	-24.5	-9.7

Table 3: Realization of revenues and comparison of the January - June 2019 period with the January - June 2020 period.

Whereas, regarding the participation and the type of municipal own source revenues in this period and the comparison with the same period of 2019, the data are as follows:

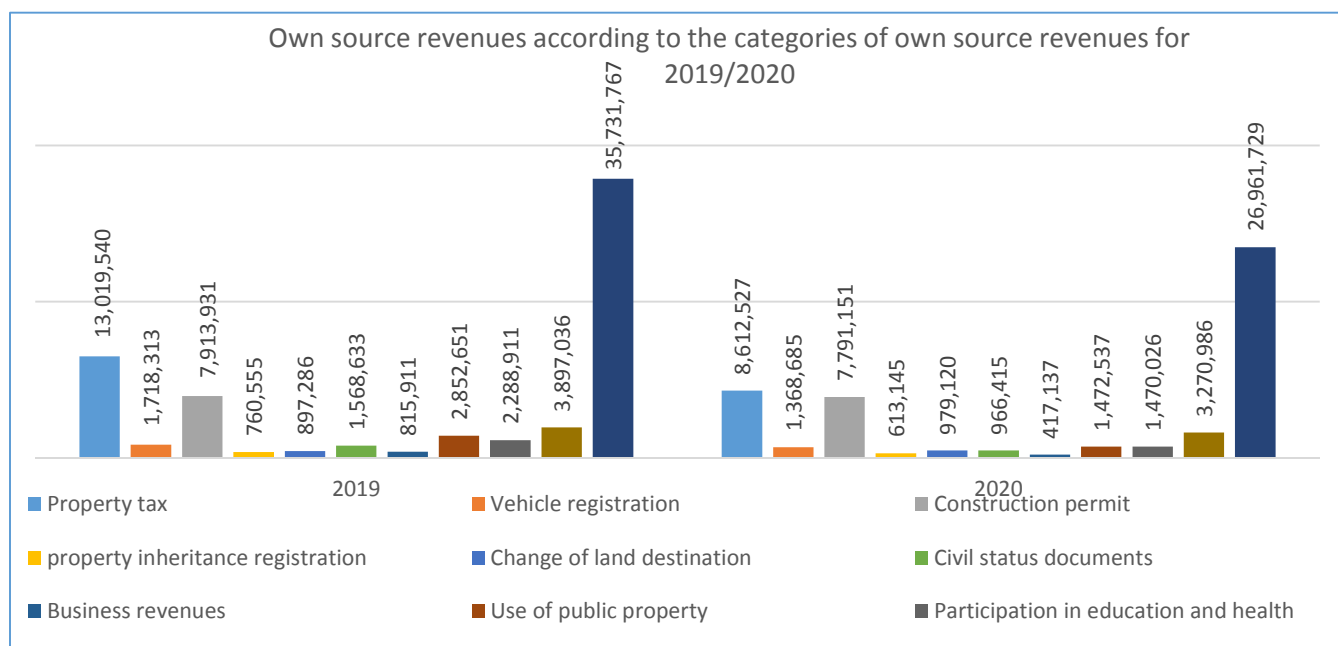


Chart 3: Revenues by category of own source revenues.

So, the chart shows that the highest participation in terms of municipal own source revenues has been that of property tax, while the lowest level is recorded in the category of heritage registration. In order to show the negative impact that COVID-19 has had on the realization of own source revenues, the table below presents the data on the realization of revenues by structure for the January-June 2020 period as well as the comparison with the same period of 2019.

Indirect municipal revenues

Municipalities, besides collecting direct revenues, which are their direct activity also receive indirect revenues that are collected from the central level, such as: revenues from the court and traffic fines and revenues from licenses issued by the forest agency, which are transferred to municipalities. These revenues shall not be planned by the municipalities but only received and become part of the municipal budget that they can spend according to the priorities of the municipality.

The realization of indirect revenues for the period January-June 2020 are 3,406,568.24, while in the same period of the previous year which were in the amount of 5,353,176.00 expressed in% is (36.36%) less in 2020 than in 2019. Below, you can see the details of the collection of indirect revenues by municipalities, and the type of indirect revenues.

Municipalities	Indirect revenues of municipalities January-June 2019				Indirect revenues of municipalities January-June 2020				Comparisons 2020/2019			
	Revenues from traffic fines collected by police	Revenues from court fines	Revenues from licenses issued by the Forest Agency	Total indirect revenues 2019	Revenues from traffic fines	Revenues from court fines	Revenues from licenses issued by the Forest Agency	Total indirect revenues 2020	Comparisons 2020/2019 - Revenues from police fines	Comparisons 2020 / 2019- Revenues from court fines	Comparisons 2020 / 2019- Revenues from forest licenses	Comparisons 2020 / 2019- Total indirect revenues
Total	4,878,830.00	453,102.87	21,243.13	5,353,176.00	3,209,636.50	193,085.00	3,846.74	3,406,568.24	(34.21)	(57.39)	(81.89)	(36.36)

Table 3: *Indirect municipal revenues.*

Municipal budgeting and expenditures

Municipal budgeting and expenditures are among the most substantial issues of municipalities, as they are also related to the way public money is managed. Based on official data from the Kosovo Financial Management Information System (KFMIS) - Treasury Department - Ministry of Finance, the municipalities of the Republic of Kosovo, for the January-June 2019 reporting period, have spent a total amount of € 236,595,273.96 of their budget or 41% of the planned budget in the amount of € 572,265,198.84, while for the January-June 2020 period they have spent € 180,361,788.03 or 31% of the planned budget of € 582,542,659.42. (See the following table):

Overview of municipal expenditures for the January - June 2020 period and the comparison with the January-June 2019 period							
Economic categories	2020			2019			Comparison of 2020-2019 expenditure realization
	2020 Budget	2020 Expenditures	% of 2020 realization	2019 Budget	2019 Expenditures	% of 2019 realization	
Total expenditures	582,542,659.42	180,361,788.03	31.0	572,265,198.84	236,595,273.96	41.0	(10.0)
Salaries and wages	274,689,354.56	113,497,375.40	41.3	273,069,487.76	131,621,033.05	48.0	(6.7)
Goods and services	81,592,626.21	29,550,401.30	36.2	68,573,655.41	32,026,480.25	47.0	(10.8)
Municipal expenditures	11,776,939.88	4,331,860.11	36.8	11,951,517.65	6,099,130.36	51.0	(14.2)
Subsidies and transfers	17,653,381.56	3,394,266.30	19.2	21,139,837.85	12,624,269.20	60.0	(40.8)
Capital expenditures	196,830,357.21	29,587,884.92	15.0	197,530,700.17	54,224,361.10	27.0	(12.0)

Table 4: Municipal expenditures, January - June 2020 and comparison with January - June 2019.

The above table shows that there is a decrease in expenditures in all economic categories, for the January-June 2020 period, compared to the same period of the previous year. Below, we have provided an overview of the municipalities' expenditures for the January-June 2020 period, compared to the same period of 2019, by municipality:

Statement of utility costs for the period January - June 2020 and comparison with the period January-June 2019							
Municipalities	Year 2020			Year 2019			Comparison of expenditure realization
	Budget	Expenses	Realization %	Budget	Expenses	Realization %	
Glogoc	16,511,851.6	4,371,767.2	26.5	15,827,014.3	6,041,447.4	38.0	(11.5)
Fushë Kosovë	14,409,297.3	3,990,472.1	27.7	13,540,009.9	7,378,202.4	54.0	(26.3)

<i>Lipjan</i>	17,473,385.3	5,249,848.3	30.0	16,715,481.4	6,695,083.4	40.0	(10.0)
<i>Obiliq</i>	11,840,344.4	2,573,004.8	21.7	12,814,608.6	3,828,893.0	30.0	(8.3)
<i>Podujevë</i>	23,304,529.4	6,833,100.4	29.3	22,476,239.3	8,455,696.9	38.0	(8.7)
<i>Prishtinë</i>	116,053,914.6	27,261,237.8	23.5	110,591,713.2	38,648,752.4	35.0	(11.5)
<i>Shtime</i>	7,611,309.5	2,335,773.7	30.7	7,345,156.8	2,983,118.7	41.0	(10.3)
<i>Graçanicë</i>	7,845,736.5	2,639,701.7	33.6	8,044,223.5	3,875,807.3	48.0	(14.4)
<i>Dragash</i>	9,197,800.6	2,607,504.0	28.3	9,053,223.8	3,013,976.6	33.0	(4.7)
<i>Prizren</i>	51,760,320.9	15,002,578.0	29.0	49,851,747.7	19,159,367.8	38.0	(9.0)
<i>Rahovec</i>	14,020,947.9	6,023,825.1	43.0	14,994,840.4	7,673,250.7	51.0	(8.0)
<i>Suharekë</i>	16,511,168.6	5,022,860.1	30.4	16,614,172.8	7,103,164.9	43.0	(12.6)
<i>Malishevë</i>	14,597,223.2	5,478,790.2	37.5	14,231,423.6	6,712,032.9	47.0	(9.5)
<i>Mamushë</i>	1,941,121.1	608,052.6	31.3	2,120,188.9	678,534.6	32.0	(0.7)
<i>Deçan</i>	9,291,250.2	3,577,896.3	38.5	9,188,963.7	4,303,602.6	47.0	(8.5)
<i>Gjakovë</i>	26,256,511.1	9,039,343.5	34.4	26,351,258.6	12,189,909.5	46.0	(11.6)
<i>Istog</i>	11,426,233.6	3,266,991.3	28.6	11,287,247.5	3,933,314.4	35.0	(6.4)
<i>Klinë</i>	10,584,103.6	3,452,281.2	32.6	10,307,526.5	4,503,469.9	44.0	(11.4)
<i>Pejë</i>	27,784,865.2	10,568,121.8	38.0	27,047,522.3	13,435,416.8	50.0	(12.0)
<i>Juniku</i>	1,703,282.4	672,624.6	39.5	1,857,774.9	686,390.5	37.0	2.5
<i>Leposaviq</i>	4,756,856.5	1,132,212.6	23.8	4,675,381.1	2,467,023.7	53.0	(29.2)
<i>Mitrovicë</i>	20,828,029.1	7,572,678.6	36.4	19,976,601.4	10,162,251.5	51.0	(14.6)
<i>Skenderaj</i>	14,592,890.8	4,768,190.1	32.7	14,064,164.4	6,065,745.6	43.0	(10.3)
<i>Vushtrri</i>	20,134,909.3	6,965,204.4	34.6	19,938,425.0	7,221,202.0	36.0	(1.4)
<i>Zubin Potok</i>	2,560,814.9	613,416.9	24.0	2,606,272.0	792,705.2	30.0	(6.0)
<i>Zveçan</i>	2,443,622.3	583,412.7	23.9	2,510,813.6	670,046.4	27.0	(3.1)
<i>Mitrovica Veriore</i>	6,360,359.7	1,664,717.2	26.2	6,075,981.3	3,217,226.8	53.0	(26.8)
<i>Gjilan</i>	26,563,135.8	10,186,239.4	38.3	26,420,324.0	11,806,415.1	45.0	(6.7)
<i>Kaçanik</i>	8,361,486.0	2,902,637.3	34.7	8,567,326.8	3,376,212.8	39.0	(4.3)
<i>Kamenicë</i>	9,332,700.1	3,431,038.8	36.8	9,723,291.9	4,156,083.2	43.0	(6.2)

<i>Novo Bërd</i>	2,772,988.0	969,098.9	34.9	2,827,233.3	1,134,057.5	40.0	(5.1)
<i>Shtërpcë</i>	4,118,935.0	1,170,517.6	28.4	4,022,461.8	1,429,743.1	36.0	(7.6)
<i>Ferizaj</i>	31,271,640.6	11,157,127.9	35.7	31,580,263.6	16,851,530.5	53.0	(17.3)
<i>Viti</i>	11,353,868.0	4,262,870.7	37.5	11,392,547.3	5,369,575.3	47.0	(9.5)
<i>Partesh</i>	1,263,854.0	514,525.7	40.7	1,291,437.8	593,158.2	46.0	(5.3)
<i>Hani i Elezit</i>	2,659,200.1	937,017.6	35.2	3,082,872.4	1,071,306.7	35.0	0.2
<i>Klllokot</i>	1,103,745.0	404,834.2	36.7	1,257,040.9	619,392.8	49.0	(12.3)
<i>Ranillug</i>	1,938,427.2	550,273.3	28.4	1,992,422.8	639,721.0	32.0	(3.6)
<i>GJITHSEJ</i>	582,542,659.4	180,361,788.0	31.0	572,265,198.8	236,595,274.0	41.0	(10.0)

Table 5: Overview of municipal expenditures for the January - June 2020 period and comparison with the January-June 2019 period, by municipality.

Expenditures compared to budgeting by category

Based on official data from Kosovo Financial Management Information System (KFMIS), Treasury Department - Ministry of Finance, the municipalities of the Republic of Kosovo, for the January - June 2020 period, have planned the amount of € 582,542,659.42 and have spent their budgets on a total amount of € 180,361,788.03 or 31% of the planned budget. Compared to the same period of 2019, it is noted that in 2019, municipalities have spent 41% of the planned budget, or 10% more than this year. The budget of the municipalities of the Republic of Kosovo by economic category in general, and the comparison with the previous year, i.e. 2019, is as follows:

-) Category of salaries and wages-In 2020, the planned amount for the category of salaries and wages was € 274,689,354.56, while € 113,497,375.40 or 41% was spent. While, in 2019, the planned amount for the category of salaries and wages was € 273,069,487.76, € 131,621,033.05, or 48% was spent. This demonstrates that there is a decrease of 7% in expenditures in this category. Compared to planning, this category was spent by 40%-50% in 34 municipalities, and by 40% in 4 municipalities (Zubin Potok, Zveçan and North Mitrovica with 33%, and Leposavic with 39%).
-) Category of goods and services - the planned amount was € 81,592,626.21 while € 29,550,401.30 or 36.2% was spent. While, in 2019, the planned amount for this category was € 68,573,655.41, and € 32,026,480.25 or 47% was spent. This shows that there is a decrease of 10.8% in expenditures in this category. Compared to planning in this category, Mamusha has the lowest percentage of realization i.e. 18%, while the municipalities with the highest percentage of realization are: Municipality of North Mitrovica with 49%, Municipality of Graçanica with 45%, and Peja, Lipjan, Malisheva with 44%, respectively.
-) Category of municipal expenditures –the planned amount for this category was € 11,776,939.88 and, according to the data, € 4,331,860.11 or 36.8% was spent. While, in 2019, the planned

amount for this category was € 11,951,517.65, whereas during this period was spent in value of € 6,099,130.36, or 51%. This shows that there is a decrease of 14.2% in expenditures in this category. The municipality of North Mitrovica has the lowest expenditure realization by only 4%, followed by the municipality of Zveçan with only 6%, and the 3 municipalities with 50% budget realization are Malisheva, Vitia and Mamusha.

J) Category of subsidies and transfers- the planned amount for this category was € 17,653,381.56 and € 3,394,266.30 or 19.2% was spent. In 2019, in the category of subsidies and transfers, the planned amount was € 21,139,837.85, and during the January-June period, € 12,624,269.20 or 60% was spent. This shows that there is a decrease of 40.8% in expenditures in this category. The municipality that has spent the highest percentage of funds from this category is the Municipality of Klllokot with 55%, while the municipalities with the lowest percentage of expenditures in this category for 2020, are: Zubin Potok, 0%; Shterpcia and Partesh, 2%; Vushtrri, North Mitrovica and Dragash, 1%.

J) Category of capital expenditures- (non-financial assets) the planned amount of the category of capital expenditures was € 196,830,357.21 and € 29,587,884.92 or 15% was spent. In 2019, the planned amount in this category was € 197,530,700.17, while during the January-June period € 54,224,361.10 or 27% was spent. This shows that there is a decrease of 12% in expenditures in this category. The Municipality of Rahovec has 52% of realization, followed by the Municipality of Gjilan with 34%, while the municipalities with the lowest percentage of realization are: Ranillug, Zubin Potok, Zveçan with 0%, respectively; and Glllogoc, Istog, Kamenica with 3%, respectively.

If we make a general comparison between the expenditures of 2020 and 2019 for the January-June period, we notice that in 2020 there is a decrease in expenditures in all economic categories, compared to 2019. A lower expenditure percentage by 10% is noted in 2020 compared to 2019, for the January - June period. These differences are shown in the following chart:

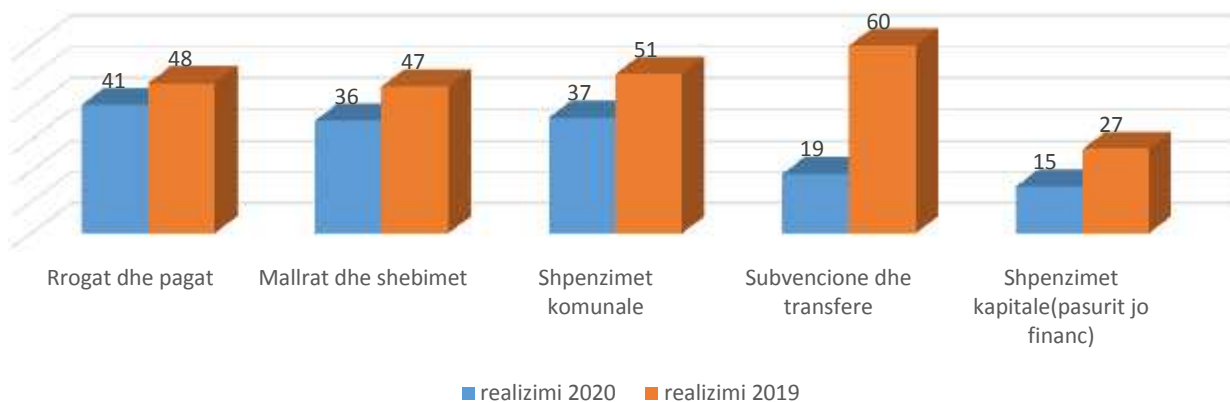


Chart 4: Expenditures of January - June 2020, compared to the same period in 2019.

As shown in the chart, the January - June 2020 period marks a decrease in all categories in terms of planned expenditures, compared to the same period in 2019. In the category of salaries and wages there is a decrease of 7%; in the category of goods and services there is a decrease of 11%; in the category of

municipal expenditures there is a decrease of 14%; in the category of subsidies and transfers there is a larger decrease of 41%; while in the category of capital expenditures there is a decrease of 12%.

The main reason for the stagnation or decrease in the level of expenditures in the January - June 2020 period compared to the same period in 2019, is the emergence of COVID-19 pandemic. With the emergence of COVID-19, some municipalities have initially been quarantined, in which case, as a result of the restriction of citizens' movement, all activities of municipal bodies have been stopped or even halved. Municipalities have worked with halved staff (essential staff), and in this way budget expenditures did not function as planned. Also, most of the capital projects, as we know, are invested from own source revenues. However, due to stagnation, this economic category could not be implemented as planned.

The following are part of this report:

1. *Annex I:*

Table I: Realization of municipal own source revenues by structure for the January-June 2020 period, and comparison with the same period of 2019;

Table II:

Table II: Overview of municipal budget expenditures for the January - June 2020 period.

Challenges faced by municipalities as a result of COVID - 19

Regarding challenges, the municipalities have faced and continue to face several significant challenges and problems, such as:

-) budgetary dependence on the central level,
-) low collection of own source revenues,
-) poor infrastructure in the health sector,
-) lack of hygienic equipment as well as other challenges.

References

-) The information was obtained from municipalities through municipal monitoring officials, March-May, 2020.
-) The notes were obtained from the Kosovo Financial Management Information System - KFMIS, Ministry of Finance/Treasury Department, dated 01.07.2020.
-) The notes were obtained from the Kosovo Financial Management Information System (KFMIS), Treasury Department - Ministry of Finance and Transfers, dated 01.07.2020.

Realization of own municipal revenues by structure for the period January-June 2020, and comparison with the same period 2019

Municipalities	Property tax		Vehicle registration		Municipal revenues for construction permits		Income from inheritance registration		Revenues from the change of land destination		Income from civil status documents		Income from businesses		Revenues from the use of public property		Income from participation in education and health		Other revenues		Total realization of own revenues	
	2019	2020	2019	2020	2019	2020	2019	2020	2019	2020	2019	2020	2019	2020	2019	2020	2019	2020	2019	2020	2019	2020
Viti 2019	2019	2020	2019	2020	2019	2020	2019	2020	2019	2020	2019	2020	2019	2020	2019	2020	2019	2020	2019	2020	2019	2020
Glogoc	216,720	180,333	45,736	37,665	26,424	41,009	8,122	6,100	9,802	4,089	25,958	16,112	72,350		20,238	16,437	30,473	18,314	30,996	68,311	486,817	388,370
F. Kosovë	369,560	256,112	82,650	41,332	556,002	556,558	19,986	15,196	500	6,034	28,525	19,371		10,207	2,665	1,222	73,910	44,242	74,850	68,118	1,208,646	1,018,392
Lipjan	434,004	182,506	54,480	43,130	129,839	75,351	20,078	14,171	19,151	7,311	67,321	77,364		11,475	53,875	14,902	44,661	37,937	32,134	18,218	855,541	482,364
Obiliq	297,845	227,338	23,614	19,278	51,273	11,599	34,761	15,059	5,350	11,605	24,525	11,109	97,375	73,484	9,830	3,160	45,135	36,221	7,645	7,035	597,353	415,889
Podujevë	212,999	135,479	62,331	43,770	29,654	58,947					104,043	58,797	21,664	7,849	31,928	5,595	73,842	52,142	39,477	39,078	575,936	401,657
Prishtinë	3,893,573	2,755,746	292,010	239,510	3,942,329	3,557,903	415,051	333,751	549,467	577,505	118,501	71,785	17,230	22,750	1,921,826	1,060,000	633,924	393,463	1,522,825	1,219,340	13,306,737	10,231,754
Shtime	72,595	45,955	23,650	19,510	31,375	8,020	4,092	3,549	3,584	2,908	16,514	9,262	1,502	102	2,417	2,818	25,369	19,084	20,839	13,232	201,937	124,441
Graçanicë	298,884	193,771	31,210	28,700	73,075	844,989	19,333	25,249	155,406	173,677	33,511	20,944	11,250	8,780	16,121	6,111	7,640	6,083	48,104	85,176	694,535	1,393,479
Dragash	72,461	42,947	18,512	14,772	3,032	1,267	7,962	4,169			13,738	8,525			8,452	2,829	7,008	5,100	2,117	302	133,283	79,910
Prizren	1,111,374	709,532	139,263	121,911	586,942	648,484	73,361	58,338	8,282	19,056	169,134	129,971	61,281	13,965	185,202	49,570	155,340	132,672	686,250	569,365	3,176,429	2,452,862
Rahovec	249,984	137,226	40,450	33,831	60	24,961	12,870	9,282	10,058	927	78,388	45,092	48,922	35,135	27,312	27,391	47,668	41,456	21,747	34,949	537,459	390,250
Suharekë	361,065	262,218	60,071	50,400	43,326	93,304					75,093	46,805	111,249	57,176	80,333	33,673	42,163	25,195	63,191	49,094	836,491	617,866
Malishevë	140,834	109,313	39,317	32,447	7,743	45,240		3,965	5,446	13,077	35,759	24,714	3,489	618	26,337	1,000	118,968	19,116	23,220	6,515	401,113	256,003
Mamushë	11,075	4,836	3,480	2,510	4,238						10,294	4,348	1,360				2,198	2,453			32,644	14,147
Deçan	96,611	119,193	32,730	26,079	9,595	29,287			4,566	11,061	26,042	10,456		550	2,172	1,759	3,950	2,213	22,561	7,812	198,228	208,409
Gjakovë	794,156	448,223	89,578	73,986	215,645	302,472	2,243	751	23,877	18,392	60,275	40,597	28,318	11,505	52,005	17,665	172,347	125,760	116,100	100,822	1,554,544	1,140,174
Istog	183,928	102,940	39,186	31,269	154,287	64,577			335	35	24,071	13,026		7,406	14,532	1,718	75,911	45,333	41,031	37,541	533,281	303,844
Klinë	161,897	122,260	31,098	25,011	10,577	60,062					36,248	14,999	41,153	23,776	7,405	4,884	41,863	28,512	72,159	38,081	402,399	317,585
Pejë	945,941	445,213	98,540	80,370	214,419	719,573	41,856	33,967	6,520	13,750	153,850	89,225		14,000	80,388	91,520	131,458	92,016	119,489	147,003	1,792,459	1,726,636

Junik	33,340	29,735	2,962	2,804	590		4,182	8,758			3,631	2,004	11,658	2,180			2,106	1,725	2,673		61,142	47,206
Leposaviq											648	294							120	250	768	544
Mitrovicë	351,138	244,187	55,000	41,830	338,311	100,989	28,190	32,291	5,928	6,698	95,893	35,189	14,404	4,430	89,714	35,411	98,957	71,686	197,206	163,791	1,274,740	736,502
Skenderaj	110,079	72,618	35,890	26,929	49,920	12,379	10,526	10,638	13,694	5,791	49,794	27,535	5,310	760	18,798	1,495	24,823	14,335	12,451	39,393	331,285	211,872
Vushtrri	303,602	255,342	52,571	43,490	155,519	65,356			13,384	79,075	38,099	19,123	23,452	16,207	13,831	6,530	54,102	33,081	301,616	237,335	956,176	755,539
Zubin Potok											899	611									899	611
Zveçan											364	1,751									364	1,751
Mitrovicë Veriore			4,280	3,690	1,733	3,050	4,015	1,485			9,827	4,844							943	1,115	20,798	14,184
Gjilan	773,355	518,291	95,400	76,470	438,910	151,988					76,747	45,309	7,400	5,945	63,975	47,456	161,446	86,464	188,732	135,462	1,805,964	1,067,385
Kaçanik	140,630	124,924	24,901	19,220	18,313	34,504	1,521	7,491	7,892	1,305	24,107	23,391	14,690	5,537	10,722	2,737	16,756	20,954	16,192	9,292	275,723	249,354
Kamenicë	187,687	116,536	29,109	22,110	5,234	2,311	10,327	5,579		120	36,587	20,809	47,531	24,518	22,943	12,630	35,039	24,770	5,282	12,463	379,739	241,845
Novobërdë	31,234	31,949	6,490	4,605	1,464	2,074	530	386	28,072	16,025	11,742	8,012		600	245	744	419				80,876	63,714
Shtërpçë	82,776	70,831	10,260	9,094	52,000	2,795	17,759	8,054			3,302	1,949					452	518	120	20	166,669	93,262
Ferizaj	777,005	476,066	129,197	105,579	720,266	265,229					70,633	39,865	106,593	16,562	57,208	18,958	117,978	59,227	165,030	117,013	2,143,911	1,098,500
Viti	206,593	101,364	46,447	33,880	33,198	2,251	15,112	9,281	22,659	2,097	27,742	15,580	10		18,998	3,116	40,115	25,042	29,293	20,655	440,166	213,266
Partesh	9,195	20,329	2,775	2,555			2,503	1,230	3,315	1,908	2,088	497							7,078	6,552	26,954	33,071
Hani I Elezit	52,357	55,742	8,546	5,710	6,515	3,820	1,196	965		100	10,282	5,021	67,120	42,220	4,144	993	2,567	4,497	6,508	813	159,234	119,880
Kllokot	24,287	8,178	3,030	2,440		639	3,439	2,828		6,573	1,762	993			7,455	540			4,222	8,206	44,195	30,396
Ranillug	10,757	5,292	3,550	2,800	2,124	163	1,541	615			1,698	1,140	600		1,224	171			14,836	8,635	36,329	18,816
<i>IN TOTAL</i>	<i>13,019,540</i>	<i>8,612,527</i>	<i>1,718,313</i>	<i>1,368,685</i>	<i>7,913,931</i>	<i>7,791,151</i>	<i>760,555</i>	<i>613,145</i>	<i>897,286</i>	<i>979,120</i>	<i>1,567,633</i>	<i>966,415</i>	<i>815,911</i>	<i>417,137</i>	<i>2,852,651</i>	<i>1,472,537</i>	<i>2,288,911</i>	<i>1,470,026</i>	<i>3,897,036</i>	<i>3,270,986</i>	<i>35,731,767</i>	<i>26,961,729</i>

Indirect revenues of municipalities January-June 2019					Indirect revenues of municipalities January-June 2020				Comparisons 2020/2019			
Municipalities	Revenues from traffic fines collected by police	Revenues from court fines	Revenues from licenses issued by the Forest Agency	Total indirect revenues 2019	Revenues from traffic fines	Revenues from court fines	Revenues from licenses issued by the Forest Agency	Total indirect revenues 2020	Comparisons 2020/2019 - Revenues from police fines	Comparisons 2020 / 2019- Revenues from court fines	Comparisons 2020 / 2019- Revenues from forest licenses	Comparisons 2020 / 2019- Total indirect revenues
Glogoc	205,482.00	17,015.00		222,497.00	150,279.00	1,895.00		152,174.00	-26.87	-88.86	0.00	-31.61
Kosovo Polje	395,119.00			395,119.00	209,876.40	0.00		209,876.40	-46.88	0.00	0.00	-46.88
Lipjan	103,950.00	7,845.00	2.88	111,797.88	70,350.00	6,270.00		76,620.00	-32.32	-20.08	-100.00	-31.47
Obiliq	50,835.00			50,835.00	36,486.00	0.00		36,486.00	-28.23	0.00	0.00	-28.23
Podujevo	72,403.00	9,790.00		82,193.00	60,601.00	1,065.00		61,666.00	-16.30	-89.12	0.00	-24.97
Prishtina	1,113,165.50	149,991.00		1,263,156.50	703,782.50	49,615.00	581.12	753,978.62	-36.78	-66.92	0.00	-40.31
Shtime	32,920.00			32,920.00	36,020.00	0.00		36,020.00	9.42	0.00	0.00	9.42
Graçanica	51,365.00			51,365.00	52,095.00	0.00		52,095.00	1.42	0.00	0.00	1.42
Dragash	23,275.00	1,730.00	6,282.99	31,287.99	11,185.00	250.00	2,441.13	13,876.13	-51.94	-85.55	-61.15	-55.65
Prizren	424,694.00	20,761.87	1,915.90	447,371.77	308,983.00	10,685.00	253.33	319,921.33	-27.25	-48.54	-86.78	-28.49
Rahovec	72,578.00	10,850.00	3.30	83,431.30	73,236.00	610.00	51.90	73,897.90	0.91	-94.38	1,472.73	-11.43
Suhareka	73,450.00	28,825.00	347.55	102,622.55	74,846.00	8,805.00		83,651.00	1.90	-69.45	-100.00	-18.49
Malishevo	76,863.50	15,870.00		92,733.50	71,172.00	12,920.00		84,092.00	-7.40	-18.59	0.00	-9.32
Mamusha	6,870.00			6,870.00	1,531.00	0.00		1,531.00	-77.71	0.00	0.00	-77.71
Deçan	48,411.00	10,965.00		59,376.00	41,453.50	2,830.00		44,283.50	-14.37	-74.19	0.00	-25.42
Gjakovo	255,065.50	19,790.00		274,855.50	145,192.00	15,220.00		160,412.00	-43.08	-23.09	0.00	-41.64
Istog	53,931.50	9,235.00	42.00	63,208.50	44,992.10	5,170.00	307.20	50,469.30	-16.58	-44.02	631.43	-20.15
Klina	82,596.00	16,060.00		98,656.00	60,168.50	1,935.00		62,103.50	-27.15	-87.95	0.00	-37.05
Pejë	370,756.00	25,890.00		396,646.00	229,838.00	14,035.00		243,873.00	-38.01	-45.79	0.00	-38.52
Junik	3,505.00			3,505.00	1,690.00	0.00		1,690.00	-51.78	0.00	0.00	-51.78
Leposaviq	24,191.00			24,191.00	20,808.50	0.00		20,808.50	-13.98	0.00	0.00	-13.98
Mitrovica	108,022.00	31,810.00	70.60	139,902.60	65,078.00	17,295.00		82,373.00	-39.75	-45.63	-100.00	-41.12
Skenderaj	60,037.50	3,640.00		63,677.50	35,440.00	190.00		35,630.00	-40.97	-94.78	0.00	-44.05
Vushtrri	114,643.50	3,010.00		117,653.50	83,311.00	7,360.00		90,671.00	-27.33	144.52	0.00	-22.93

Zubin Potok	6,655.00			6,655.00	6,065.00	0.00		6,065.00	-8.87	0.00	0.00	-8.87
Zveçan	8,855.00			8,855.00	9,424.00	0.00		9,424.00	6.43	0.00	0.00	6.43
North Mitrovica	1,502.50			1,502.50	440.00	0.00		440.00	-70.72	0.00	0.00	-70.72
Gjilan	347,557.00	27,125.00	2,813.64	377,495.64	187,340.00	10,290.00		197,630.00	-46.10	-62.06	-100.00	-47.65
Kaçanik	48,923.50	1,485.00		50,408.50	43,220.00	4,240.00		47,460.00	-11.66	185.52	0.00	-5.85
Kamenica	29,238.00	485.00	3,450.00	33,173.00	36,390.00	160.00		36,550.00	24.46	-67.01	-100.00	10.18
Novo Brdo	12,025.00	1,255.00	121.12	13,401.12	7,630.00	80.00		7,710.00	-36.55	-93.63	-100.00	-42.47
Shtërpce	19,615.00	2,230.00	79.92	21,924.92	13,410.00	555.00	212.06	14,177.06	-31.63	-75.11	165.34	-35.34
Ferizaj	506,285.00	37,445.00	382.08	544,112.08	248,379.00	19,350.00		267,729.00	-50.94	-48.32	-100.00	-50.80
Viti	52,925.00		2,129.32	55,054.32	57,929.00	2,260.00		60,189.00	9.45	0.00	-100.00	9.33
Partesh	1,095.00			1,095.00	765.00			765.00	-30.14	0.00	0.00	-30.14
Hani i Elezit	12,390.00			12,390.00	8,420.00			8,420.00	-32.04	0.00	0.00	-32.04
Klllokot	5,130.00			5,130.00	950.00			950.00	-81.48	0.00	0.00	-81.48
Ranillug	2,505.00		3,601.83	6,106.83	860.00			860.00	-65.67	0.00	-100.00	-85.92
Total	4,878,830.00	453,102.87	21,243.13	5,353,176.00	3,209,636.50	193,085.00	3,846.74	3,406,568.24	-34.21	-57.39	-81.89	-36.36

Expenditure statement of municipal budgets for the period January - June for 2020

Municipalities	Budget - (Based on ISMFM)			Overall budget (2+3+4)	Expenditures			Total expenditures (6+7+8)	% of realization (9/5*100)
	General budget	Own source revenues	Revenues - 2019		Expenditures from the General Budget	Expenditures from own source revenues	Revenue expenditures - 2019		
Glllogoc	13,995,385.00	1,390,790.00	1,125,676.61	16,511,851.61	4,277,361.00	43,781.69	50,624.52	4,371,767.21	26
<i>Salaries and wages</i>	8,420,641.00	20,000.00	26,737.30	8,467,378.30	3,533,178.16	0.00		3,533,178.16	42
<i>Goods and services</i>	1,756,264.00	37,000.00	19,836.82	1,813,100.82	466,767.31	0.00	0.00	466,767.31	26
<i>Utility expenses</i>	195,340.00		30,000.00	225,340.00	62,415.53		14,223.37	76,638.90	34
<i>Subsidies and transfers</i>	176,155.00	320,438.00	12,329.68	508,922.68	85,000.00	31,000.00	0.00	116,000.00	23
<i>Capital expenditures (non-financial assets)</i>	3,446,985.00	1,013,352.00	1,036,772.81	5,497,109.81	130,000.00	12,781.69	36,401.15	179,182.84	3
Fushë Kosovë	9,050,263.00	2,809,510.00	2,549,524.31	14,409,297.31	3,015,661.22	242,917.17	731,893.72	3,990,472.11	28
<i>Salaries and wages</i>	4,853,752.00		52,000.00	4,905,752.00	2,041,830.75		-	2,041,830.75	42
<i>Goods and services</i>	1,601,707.00		249,900.63	1,851,607.63	621,200.21		148,992.93	770,193.14	42
<i>Utility expenses</i>	230,000.00		42,652.46	272,652.46	94,410.77		22,974.22	117,384.99	43
<i>Subsidies and transfers</i>		299,657.00	134,854.42	434,511.42		136,246.61	46,220.41	182,467.02	42
<i>Capital expenditures (non-financial assets)</i>	2,364,804.00	2,509,853.00	2,070,116.80	6,944,773.80	258,219.49	106,670.56	513,706.16	878,596.21	13
Lipjan	14,411,534.00	2,080,919.00	980,932.30	17,473,385.30	5,007,945.87	199,886.56	42,015.82	5,249,848.25	30
<i>Salaries and wages</i>	9,282,160.00	18,000.00		9,300,160.00	3,970,800.94	0.00		3,970,800.94	43
<i>Goods and services</i>	1,335,000.00	300,000.00	125,577.69	1,760,577.69	561,651.44	72,803.22	11,823.22	783,447.59	44
<i>Utility expenses</i>	204,500.00	45,500.00	24,542.55		95,046.36	0.00	1,760.13		43

				274,542.55				118,020.58	
<i>Subsidies and transfers</i>		350,000.00	18,024.50	368,024.50		127,083.34	3,807.50	173,303.75	47
<i>Capital expenditures (non-financial assets)</i>	3,589,874.00	1,367,419.00	812,787.56	5,770,080.56	380,447.13	0.00	24,624.97	894,153.29	15
Obiliq	9,903,680.00	1,022,665.00	913,999.44	11,840,344.44	2,437,475.18	115,967.61	19,561.96	2,573,004.75	22
<i>Salaries and wages</i>	4,034,259.00	44,000.00	78,000.01	4,156,259.01	1,718,697.39	0.00	0.00	1,718,697.39	41
<i>Goods and services</i>	667,850.00	156,080.00	115,824.79	939,754.79	218,986.62	0.00	8,353.00	227,339.62	24
<i>Utility expenses</i>	286,675.00	30,000.00	44,365.56	361,040.56	98,473.34	0.00	0.00	98,473.34	27
<i>Subsidies and transfers</i>	31,700.00	762,800.00	50,410.69	844,910.69	0.00	115,967.61	10,647.21	126,614.82	15
<i>Capital expenditures (non-financial assets)</i>	4,883,196.00	29,785.00	625,398.39	5,538,379.39	401,317.83	0.00	561.75	401,879.58	7
Podujevë	20,979,196.00	1,416,561.00	908,772.38	23,304,529.38	6,574,473.12	116,738.72	141,888.51	6,833,100.35	29
<i>Salaries and wages</i>	12,120,479.00	119,000.00	159,342.00	12,398,821.00	5,050,076.06	0.00	-	5,050,076.06	41
<i>Goods and services</i>	2,237,123.00	81,650.00	29,983.03	2,348,756.03	723,409.08	0.00	-	723,409.08	31
<i>Utility expenses</i>	415,000.00			415,000.00	152,667.91			152,667.91	37
<i>Subsidies and transfers</i>	90,050.00	570,000.00	236,380.00	896,430.00	-	116,738.72	84,779.20	201,517.92	22
<i>Capital expenditures (non-financial assets)</i>	6,116,544.00	645,911.00	483,067.35	7,245,522.35	648,320.07	0.00	57,109.31	705,429.38	10
Prishtinë	59,322,082.00	29,258,367.00	27,473,465.55	116,053,914.55	20,969,871.31	3,229,244.63	3,062,121.85	27,261,237.79	23
<i>Salaries and wages</i>	31,803,062.00	0.00		31,803,062.00	12,805,671.14	0.00		12,805,671.14	40
<i>Goods and services</i>	13,373,479.00	5,738,000.00	1,760,000.00	20,871,479.00	6,160,435.38	1,820,623.54	410,247.37	8,391,306.29	40
<i>Utility expenses</i>	2,000,000.00			2,000,000.00	868,394.57			868,394.57	43
<i>Subsidies and transfers</i>	1,841,400.00	1,939,500.00	2,390,000.00	6,170,900.00	440,483.38	223,300.00	421,714.16	1,085,497.54	18

<i>Capital expenditures (non-financial assets)</i>	10,304,141.00	#####	23,323,465.55		694,886.84	1,185,321.09	2,230,160.32		7
Shtime	6,749,638.00	629,651.00	232,020.51	55,208,473.55		40,179.86		4,110,368.25	31
<i>Salaries and wages</i>	4,196,348.00	23,000.00	19,222.65	7,611,309.51	2,240,475.60		55,118.24	2,335,773.70	42
				4,238,570.65	1,763,349.73	0.00	0.00	1,763,349.73	
<i>Goods and services</i>	639,872.00	250,128.00	114,435.79	1,004,435.79	178,661.39	32,624.86	24,586.09	235,872.34	23
<i>Utility expenses</i>	220,000.00			220,000.00	46,021.63			46,021.63	21
<i>Subsidies and transfers</i>		150,000.00	16,144.68	166,144.68		7,555.00	4,880.00	12,435.00	7
<i>Capital expenditures (non-financial assets)</i>	1,693,418.00	206,523.00	82,217.39	1,982,158.39	252,442.85	0.00	25,652.15	278,095.00	14
Graçanicë	5,426,682.01	1,787,166.00	631,888.46	7,845,736.47	1,961,211.34	327,062.93	351,427.46	2,639,701.73	34
<i>Salaries and wages</i>	2,982,483.00			2,982,483.00	1,327,481.97			1,327,481.97	45
<i>Goods and services</i>	1,084,013.00	241,276.00	222,888.46	1,548,177.46	487,991.09	102,690.03	107,849.25	698,530.37	45
<i>Utility expenses</i>	112,000.00	68,000.00	5,000.00	185,000.00	43,396.78	29,096.83	-	72,493.61	39
<i>Subsidies and transfers</i>	0.00	180,859.00	15,000.00	195,859.00	0.00	50,500.00	0.00	50,500.00	26
<i>Capital expenditures (non-financial assets)</i>	1,248,186.01	1,297,031.00	389,000.00	2,934,217.01	102,341.50	144,776.07	243,578.21	490,695.78	17
Dragash	7,903,089.00	462,344.00	832,367.59	9,197,800.59	2,584,247.07	1,500.00	21,756.89	2,607,503.96	28
<i>Salaries and wages</i>	4,575,595.00	10,500.00		4,586,095.00	1,934,004.44	-		1,934,004.44	42
<i>Goods and services</i>	929,408.00	9,500.00	10,069.89	948,977.89	359,418.86	-	69.89	359,488.75	38
<i>Utility expenses</i>	130,000.00			130,000.00	54,995.77			54,995.77	42
<i>Subsidies and transfers</i>		160,000.00	65,637.59	225,637.59		1,500.00	500.00	2,000.00	1
<i>Capital expenditures (non-financial assets)</i>	2,268,086.00	282,344.00	756,660.11	3,307,090.11	235,828.00	0.00	21,187.00	257,015.00	8
Prizren	41,074,706.00	7,560,295.00	3,125,319.86	51,760,320.86	13,705,365.63	633,388.07	663,824.29	15,002,577.99	29

<i>Salaries and wages</i>	20,397,306.00	240,000.00	194,346.00		8,409,915.10	0.00	0.00		40
				20,831,652.00				8,409,915.10	
<i>Goods and services</i>	5,899,973.00	1,393,245.00	563,565.97		1,801,971.66	274,078.47	152,156.37		28
				7,856,783.97				2,228,206.50	
<i>Utility expenses</i>	655,612.00	342,587.00			241,453.95	65,353.60			31
				998,199.00				306,807.55	
<i>Subsidies and transfers</i>		900,000.00	1,436.52			152,985.00	1,300.00		17
				901,436.52				154,285.00	
<i>Capital expenditures (non-financial assets)</i>	14,121,815.00	4,684,463.00	2,365,971.37		3,252,024.92	140,971.00	510,367.92		18
				21,172,249.37				3,903,363.84	
Rahovec	12,491,580.41	1,156,841.00	372,526.46			74,410.00			43
				14,020,947.87	5,782,630.35		166,784.72	6,023,825.07	
<i>Salaries and wages</i>	7,556,821.00		21,926.00		3,168,785.75		-		42
				7,578,747.00				3,168,785.75	
<i>Goods and services</i>	1,508,489.00	85,841.00	850.00		509,515.35	0.00	-		32
				1,595,180.00				509,515.35	
<i>Utility expenses</i>	280,500.00				103,223.77				37
				280,500.00				103,223.77	
<i>Subsidies and transfers</i>		311,000.00				16,650.00			5
				311,000.00				16,650.00	
<i>Capital expenditures (non-financial assets)</i>	3,145,770.41	760,000.00	349,750.46		2,001,105.48	57,760.00	166,784.72		52
				4,255,520.87				2,225,650.20	
Suharekë	13,922,621.00	1,970,656.00	617,891.60			185,048.03			30
				16,511,168.60	4,768,881.99		68,930.08	5,022,860.10	
<i>Salaries and wages</i>	8,389,238.00	75,000.00	42,000.00		3,511,623.78	0.00	-		41
				8,506,238.00				3,511,623.78	
<i>Goods and services</i>	1,380,144.00	436,000.00	25,471.19		534,759.88	82,139.49	15,211.98		34
				1,841,615.19				632,111.35	
<i>Utility expenses</i>	214,000.00	86,000.00	13,657.77		88,305.12	19,800.63	4,971.36		36
				313,657.77				113,077.11	
<i>Subsidies and transfers</i>		310,219.00	1,890.00			47,717.00	150.00		15
				312,109.00				47,867.00	
<i>Capital expenditures (non-financial assets)</i>	3,939,239.00	1,063,437.00	534,872.64		634,193.21	35,390.91	48,596.74		13
				5,537,548.64				718,180.86	
Malishevë	13,426,798.00	896,090.00	274,335.24			139,517.10	-		38
				14,597,223.24	5,339,273.07			5,478,790.17	
<i>Salaries and wages</i>	8,277,454.00	0.00			3,495,627.23	0.00			42
				8,277,454.00				3,495,627.23	
<i>Goods and services</i>	1,489,344.00	190,181.00	10,000.00		676,520.66	66,102.10	-		44
				1,689,525.00				742,622.76	

<i>Utility expenses</i>	455,000.00			455,000.00	228,271.81			228,271.81	50
<i>Subsidies and transfers</i>		220,000.00		220,000.00		53,815.00		53,815.00	24
<i>Capital expenditures (non-financial assets)</i>	3,205,000.00	485,909.00	264,335.24	3,955,244.24	938,853.37	19,600.00	-	958,453.37	24
Mamusha	1,833,908.40	63,197.00	44,015.73	1,941,121.13	591,167.82	3,900.00	12,984.74	608,052.56	31
<i>Salaries and wages</i>	1,064,241.00			1,064,241.00	469,339.35			469,339.35	44
<i>Goods and services</i>	317,426.00			317,426.00	56,959.86			56,959.86	18
<i>Utility expenses</i>	31,000.00			31,000.00	15,474.12			15,474.12	50
<i>Subsidies and transfers</i>	0.00	28,500.00	24,000.00	52,500.00	0.00	3,900.00	-	3,900.00	7
<i>Capital expenditures (non-financial assets)</i>	421,241.40	34,697.00	20,015.73	475,954.13	49,394.49	-	12,984.74	62,379.23	13
Deçan	8,278,882.00	770,266.00	242,102.23	9,291,250.23	3,358,504.72	109,487.42	109,904.13	3,577,896.27	39
<i>Salaries and wages</i>	5,405,506.00	10,500.00	33,005.63	5,449,011.63	2,307,342.97	0.00	-	2,307,342.97	42
<i>Goods and services</i>	1,115,947.00	249,527.00	13,794.99	1,379,268.99	453,785.96	59,487.42	13,543.70	526,817.08	38
<i>Utility expenses</i>	155,000.00			155,000.00	62,989.28			62,989.28	41
<i>Subsidies and transfers</i>	99,000.00	41,000.00	1,456.26	141,456.26	31,170.00	0.00	0.00	31,170.00	22
<i>Capital expenditures (non-financial assets)</i>	1,503,429.00	469,239.00	193,845.35	2,166,513.35	503,216.51	50,000.00	96,360.43	649,576.94	30
Gjakovë	21,294,414.00	3,722,367.00	1,239,730.10	26,256,511.10	8,139,732.33	398,871.96	500,739.20	9,039,343.49	34
<i>Salaries and wages</i>	13,795,893.00	22,000.00	49,200.00	13,867,093.00	5,899,046.61	0.00	0.00	5,899,046.61	43
<i>Goods and services</i>	2,508,103.00	496,000.00	40,827.98	3,044,930.98	1,048,711.52	110,764.76	11,812.09	1,171,288.37	38
<i>Utility expenses</i>	544,800.00	42,000.00	25,538.58	612,338.58	197,925.78	1,507.30	4,324.60	203,757.68	33
<i>Subsidies and transfers</i>	42,500.00	468,000.00	27,356.22	537,856.22	-	25,106.00	1,500.00	26,606.00	5

<i>Capital expenditures (non-financial assets)</i>	4,403,118.00	2,694,367.00	1,096,807.32		994,048.42	261,493.90	483,102.51		21
Istog				8,194,292.32				1,738,644.83	
	9,685,452.00	1,151,298.00	589,483.58	11,426,233.58	3,198,429.15	52,862.15	15,700.00	3,266,991.30	29
<i>Salaries and wages</i>	6,044,347.00	34,000.00		6,078,347.00	2,587,328.51	0.00		2,587,328.51	43
<i>Goods and services</i>	1,311,555.00	169,970.00	10,000.00	1,491,525.00	431,880.82	8,152.15	-	440,032.97	30
<i>Utility expenses</i>	200,000.00			200,000.00	67,550.75			67,550.75	34
<i>Subsidies and transfers</i>		260,000.00	104,702.00	364,702.00		44,710.00	15,700.00	60,410.00	17
<i>Capital expenditures (non-financial assets)</i>	2,129,550.00	687,328.00	474,781.58	3,291,659.58	111,669.07	0.00	0.00	111,669.07	3
Klinë	9,307,408.00	915,074.00	361,621.56	10,584,103.56	3,185,502.94	85,147.88	181,630.33	3,452,281.15	33
<i>Salaries and wages</i>	6,019,099.00	39,600.00	20,692.90	6,079,391.90	2,543,834.68	0.00	0.00	2,543,834.68	42
<i>Goods and services</i>	1,131,934.00	74,000.00	40,747.50	1,246,681.50	437,546.58	5,474.99	9,810.51	452,832.08	36
<i>Utility expenses</i>	180,000.00			180,000.00	62,927.05			62,927.05	35
<i>Subsidies and transfers</i>		200,000.00	10,564.71	210,564.71		31,320.00	4,470.00	35,790.00	17
<i>Capital expenditures (non-financial assets)</i>	1,976,375.00	601,474.00	289,616.45	2,867,465.45	141,194.63	48,352.89	167,349.82	356,897.34	12
Pejë	22,779,695.01	4,349,595.00	655,575.20	27,784,865.21	9,211,884.09	1,171,268.12	184,969.56	10,568,121.77	38
<i>Salaries and wages</i>	14,212,365.00	129,201.00		14,341,566.00	5,943,034.11	0.00		5,943,034.11	41
<i>Goods and services</i>	2,575,310.00	889,549.00	6,231.34	3,471,090.34	1,286,116.89	248,285.80	4,084.60	1,538,487.29	44
<i>Utility expenses</i>	726,924.00	25,000.00	5,763.62	757,687.62	318,861.56	0.00	-	318,861.56	42
<i>Subsidies and transfers</i>		493,000.00	110.88	493,110.88		117,081.53	0.00	117,081.53	24
<i>Capital expenditures (non-financial assets)</i>	5,265,096.01	2,812,845.00	643,469.36	8,721,410.37	1,663,871.53	805,900.79	180,884.96	2,650,657.28	30
Juniku	1,471,044.15	137,199.00	95,039.25	1,703,282.40	597,722.98	14,600.00	60,301.66	672,624.64	39

<i>Salaries and wages</i>	1,141,755.00			1,141,755.00	482,319.53			482,319.53	42
<i>Goods and services</i>	172,899.00			172,899.00	67,382.77			67,382.77	39
<i>Utility expenses</i>	36,200.00			36,200.00	12,930.53			12,930.53	36
<i>Subsidies and transfers</i>		30,500.00		30,500.00		14,600.00		14,600.00	48
<i>Capital expenditures (non-financial assets)</i>	120,190.15	106,699.00	95,039.25	321,928.40	35,090.15	0.00	60,301.66	95,391.81	30
Leposaviq	4,621,310.00	40,000.00	95,546.51	4,756,856.51	1,054,563.88	11,225.00	66,423.72	1,132,212.60	24
<i>Salaries and wages</i>	2,354,356.00			2,354,356.00	915,638.34			915,638.34	39
<i>Goods and services</i>	425,228.00	0.00	33.51	425,261.51	99,294.81	-	-	99,294.81	23
<i>Utility expenses</i>	64,000.00			64,000.00	24,830.73			24,830.73	39
<i>Subsidies and transfers</i>	30,000.00	40,000.00		70,000.00	14,800.00	11,225.00		26,025.00	37
<i>Capital expenditures (non-financial assets)</i>	1,747,726.00	0.00	95,513.00	1,843,239.00	0.00	0.00	66,423.72	66,423.72	4
Mitrovicë	17,860,053.00	2,499,975.00	468,001.06	20,828,029.06	7,069,148.38	396,834.95	106,695.29	7,572,678.62	36
<i>Salaries and wages</i>	12,107,804.00	57,800.00		12,165,604.00	5,075,339.03	0.00		5,075,339.03	42
<i>Goods and services</i>	1,990,048.00	848,835.00	392,000.00	3,230,883.00	776,345.50	197,053.37	68,400.29	1,041,799.16	32
<i>Utility expenses</i>	477,201.00	16,614.00		493,815.00	114,566.13	2,225.03		116,791.16	24
<i>Subsidies and transfers</i>	68,500.00	461,543.00	76,001.06	606,044.06	3,000.00	159,556.55	38,295.00	200,851.55	33
<i>Capital expenditures (non-financial assets)</i>	3,216,500.00	1,115,183.00		4,331,683.00	1,099,897.72	38,000.00		1,137,897.72	26
Skenderaj	12,314,728.00	1,528,014.00	750,148.77	14,592,890.77	4,585,431.96	66,470.27	116,287.90	4,768,190.13	33
<i>Salaries and wages</i>	7,824,425.00		26,190.48	7,850,615.48	3,326,701.95		0.00	3,326,701.95	42
<i>Goods and services</i>	1,727,040.00	62,600.00	40,000.00	1,829,640.00	572,913.46	713.93	0.00	573,627.39	31

<i>Utility expenses</i>	294,537.00			294,537.00	91,542.27			91,542.27	31
<i>Subsidies and transfers</i>	0.00	300,000.00	297,442.40	597,442.40	0.00	53,256.34	58,137.90	111,394.24	19
<i>Capital expenditures (non-financial assets)</i>	2,468,726.00	1,165,414.00	386,515.89	4,020,655.89	594,274.28	12,500.00	58,150.00	664,924.28	17
Vushtrri	16,742,986.00	2,035,660.00	1,356,263.33	20,134,909.33	6,505,428.21	204,520.06	255,256.09	6,965,204.36	35
<i>Salaries and wages</i>	10,208,810.00	30,000.00	66,466.59	10,305,276.59	4,246,789.64	0.00	0.00	4,246,789.64	41
<i>Goods and services</i>	2,372,159.00	1,039,337.00	368,758.46	3,780,254.46	717,692.24	185,386.53	56,712.03	959,790.80	25
<i>Utility expenses</i>	274,035.00	35,000.00	17,379.90	326,414.90	112,498.71	7,308.62	3,616.30	123,423.63	38
<i>Subsidies and transfers</i>	0.00	292,914.00	50.00	292,964.00	0.00	6,665.00	0.00	6,665.00	2
<i>Capital expenditures (non-financial assets)</i>	3,887,982.00	638,409.00	903,608.38	5,429,999.38	1,428,447.62	5,159.91	194,927.76	1,628,535.29	30
Zubin Potok	2,507,957.00	30,000.00	22,857.94	2,560,814.94	613,416.90	-	-	613,416.90	24
<i>Salaries and wages</i>	1,562,095.00			1,562,095.00	512,037.58			512,037.58	33
<i>Goods and services</i>	291,479.00			291,479.00	93,114.67			93,114.67	32
<i>Utility expenses</i>	50,000.00			50,000.00	8,264.65			8,264.65	17
<i>Subsidies and transfers</i>	61,104.00	30,000.00	22,857.94	113,961.94	0.00	-	0.00	-	0
<i>Capital expenditures (non-financial assets)</i>	543,279.00			543,279.00	0.00			-	0
Zveçan	2,380,788.00	35,000.00	27,834.34	2,443,622.34	583,412.69	-		583,412.69	24
<i>Salaries and wages</i>	1,523,025.00			1,523,025.00	500,864.41			500,864.41	33
<i>Goods and services</i>	274,283.00			274,283.00	62,413.54			62,413.54	23
<i>Utility expenses</i>	50,000.00			50,000.00	2,984.74			2,984.74	6
<i>Subsidies and transfers</i>	35,000.00	35,000.00	27,834.34	97,834.34	17,150.00	-	0.00	17,150.00	18

<i>Capital expenditures (non-financial assets)</i>	498,480.00			498,480.00	0.00			-	0
Mitrovica Veriore	6,230,984.00	60,000.00	69,375.68	6,360,359.68	1,664,717.15	-	-	1,664,717.15	26
<i>Salaries and wages</i>	3,520,239.00			3,520,239.00	1,159,580.09			1,159,580.09	33
<i>Goods and services</i>	601,422.00		83.58	601,505.58	295,815.55		-	295,815.55	49
<i>Utility expenses</i>	46,927.00			46,927.00	1,926.28			1,926.28	4
<i>Subsidies and transfers</i>	96,196.00	60,000.00	43,374.10	199,570.10	4,250.00	-	-	4,250.00	2
<i>Capital expenditures (non-financial assets)</i>	1,966,200.00		25,918.00	1,992,118.00	203,145.23		-	203,145.23	10
Gjilan	21,414,494.00	4,399,396.00	749,245.81	26,563,135.81	8,821,592.20	738,533.57	626,113.59	10,186,239.36	38
<i>Salaries and wages</i>	15,489,297.00	120,000.00		15,609,297.00	6,442,854.68	0.00		6,442,854.68	41
<i>Goods and services</i>	3,324,200.00	535,800.00	240,000.00	4,100,000.00	1,260,477.57	42,613.24	156,570.93	1,459,661.74	36
<i>Utility expenses</i>	536,600.00	134,900.00		671,500.00	207,228.94	0.00		207,228.94	31
<i>Subsidies and transfers</i>	0.00	608,936.00	188,245.81	797,181.81	0.00	97,992.32	148,543.52	246,535.84	31
<i>Capital expenditures (non-financial assets)</i>	2,064,397.00	2,999,760.00	321,000.00	5,385,157.00	911,031.01	597,928.01	320,999.14	1,829,958.16	34
Kaçanik	7,650,759.00	710,727.00	-	8,361,486.00	2,839,902.55	62,734.73	-	2,902,637.28	35
<i>Salaries and wages</i>	5,120,807.00			5,120,807.00	2,161,993.44			2,161,993.44	42
<i>Goods and services</i>	829,618.00	90,382.00		920,000.00	382,491.45	10,240.73		392,732.18	43
<i>Utility expenses</i>	156,195.00	13,805.00		170,000.00	45,727.03	0.00		45,727.03	27
<i>Subsidies and transfers</i>		206,540.00		206,540.00		27,494.00		27,494.00	13
<i>Capital expenditures (non-financial assets)</i>	1,544,139.00	400,000.00		1,944,139.00	249,690.63	25,000.00		274,690.63	14
Kamenicë	8,139,728.00	862,074.00	330,898.14	9,332,700.14	3,293,517.13	128,275.83	9,245.83	3,431,038.79	37

<i>Salaries and wages</i>	7,080,774.00	65,000.00		7,145,774.00	2,975,470.99	0.00		2,975,470.99	42
<i>Goods and services</i>	601,926.00	298,074.00	165,225.04	1,065,225.04	238,549.96	87,841.48	9,245.83	335,637.27	32
<i>Utility expenses</i>	184,000.00		8,554.36	192,554.36	77,457.27		0.00	77,457.27	40
<i>Subsidies and transfers</i>	0.00	120,000.00	16,349.82	136,349.82	0.00	20,850.00	0.00	20,850.00	15
<i>Capital expenditures (non-financial assets)</i>	273,028.00	379,000.00	140,768.92	792,796.92	2,038.91	19,584.35	0.00	21,623.26	3
Novo Bërd	2,530,509.00	242,479.00	-	2,772,988.00	927,623.56	41,475.31	-	969,098.87	35
<i>Salaries and wages</i>	2,025,551.00			2,025,551.00	831,888.95			831,888.95	41
<i>Goods and services</i>	181,023.00	108,693.00		289,716.00	75,130.21	20,595.31		95,725.52	33
<i>Utility expenses</i>	19,734.00	50,266.00		70,000.00	7,128.50	18,370.00		25,498.50	36
<i>Subsidies and transfers</i>	24,215.00	15,785.00		40,000.00	0.00	2,510.00		2,510.00	6
<i>Capital expenditures (non-financial assets)</i>	279,986.00	67,735.00		347,721.00	13,475.90	0.00		13,475.90	4
Shtërpçë	3,231,571.00	489,205.00	398,159.02	4,118,935.02	1,022,182.35	2,779.98	145,555.22	1,170,517.55	28
<i>Salaries and wages</i>	2,183,946.00			2,183,946.00	904,439.77			904,439.77	41
<i>Goods and services</i>	385,995.00	70,886.00	44,653.52	501,534.52	80,603.56	2,779.98	11,708.99	95,092.53	19
<i>Utility expenses</i>	88,625.00		0.03	88,625.03	37,139.02		0.00	37,139.02	42
<i>Subsidies and transfers</i>		45,000.00	17,631.00	62,631.00		-	0.00	-	0
<i>Capital expenditures (non-financial assets)</i>	573,005.00	373,319.00	335,874.47	1,282,198.47	0.00	-	133,846.23	133,846.23	10
Ferizaj	26,256,113.63	5,015,527.00	-	31,271,640.63	10,280,761.20	876,366.67	-	11,157,127.87	36
<i>Salaries and wages</i>	15,615,543.00	10,233.00		15,625,776.00	6,528,324.04	0.00		6,528,324.04	42
<i>Goods and services</i>	3,781,212.00	808,782.00		4,589,994.00	1,822,648.38	469,550.51		1,825,428.36	40

<i>Utility expenses</i>	614,220.00	45,460.00		659,680.00	269,344.05	11,365.09		280,709.14	43
<i>Subsidies and transfers</i>	18,700.00	605,692.00		624,392.00	9,350.00	162,895.00		172,245.00	28
<i>Capital expenditures (non-financial assets)</i>	6,226,438.63	3,545,360.00		9,771,798.63	1,651,094.73	232,556.07		1,883,650.80	19
Viti	10,260,007.00	948,599.00	145,262.00	11,353,868.00	4,099,345.26	89,368.14	74,157.29	4,262,870.69	38
<i>Salaries and wages</i>	7,387,753.00			7,387,753.00	3,160,566.76			3,160,566.76	43
<i>Goods and services</i>	1,386,703.00	245,000.00	7,857.66	1,639,560.66	536,648.06	14,222.86	100.00	550,970.92	34
<i>Utility expenses</i>	279,000.00			279,000.00	138,177.67			138,177.67	50
<i>Subsidies and transfers</i>		250,000.00	12,759.07	262,759.07		40,060.00	0.00	40,060.00	15
<i>Capital expenditures (non-financial assets)</i>	1,206,551.00	453,599.00	124,645.27	1,784,795.27	263,952.77	35,085.28	74,057.29	373,095.34	21
Partesh	1,116,227.00	63,801.00	83,826.00	1,263,854.00	469,051.28	-	45,474.46	514,525.74	41
<i>Salaries and wages</i>	875,000.00			875,000.00	363,272.82			363,272.82	42
<i>Goods and services</i>	160,000.00			160,000.00	78,806.52			78,806.52	49
<i>Utility expenses</i>	40,000.00			40,000.00	16,325.77			16,325.77	41
<i>Subsidies and transfers</i>	0.00	5,000.00		5,000.00	0.00	-		-	0
<i>Capital expenditures (non-financial assets)</i>	41,227.00	58,801.00	83,826.00	183,854.00	10,646.17	-	45,474.46	56,120.63	31
Hani I Elezit	2,255,443.18	317,865.00	85,891.91	2,659,200.09	876,704.44	37,458.74	22,854.38	937,017.56	35
<i>Salaries and wages</i>	1,519,196.00			1,519,196.00	637,739.69			637,739.69	42
<i>Goods and services</i>	281,247.00	21,989.00	12,424.67	315,660.67	116,301.75	3,158.74	7,102.45	126,562.94	40
<i>Utility expenses</i>	60,000.00			60,000.00	22,500.10			22,500.10	38
<i>Subsidies and transfers</i>		61,104.00	20,136.87	81,240.87		34,300.00	0.00	34,300.00	42

<i>Capital expenditures (non-financial assets)</i>	395,000.18	234,772.00	53,330.37		100,162.90	0.00	15,751.93		17
Kllokot	944,903.00	158,842.00	-	683,102.55	394,857.69	9,976.52	-	115,914.83	37
<i>Salaries and wages</i>	760,000.00			1,103,745.00	331,642.93			404,834.21	44
				760,000.00				331,642.93	
<i>Goods and services</i>	115,500.00	4,500.00		120,000.00	45,254.09	4,367.00		49,621.09	41
<i>Utility expenses</i>	22,000.00	23,000.00		45,000.00	10,519.97	2,509.52		13,029.49	29
<i>Subsidies and transfers</i>	1,250.00	6,644.00		7,894.00	1,250.00	3,100.00		4,350.00	55
<i>Capital expenditures (non-financial assets)</i>	46,153.00	124,698.00		170,851.00	6,190.70	0.00		6,190.70	4
Ranillugë	1,591,250.00	128,564.00	218,613.16	1,938,427.16	533,534.62	10,182.29	6,556.39	550,273.30	28
<i>Salaries and wages</i>	1,100,966.00			1,100,966.00	458,942.09			458,942.09	42
<i>Goods and services</i>	197,000.00	18,000.00	48,835.70	263,835.70	62,094.62	0.00	0.00	62,094.62	24
<i>Utility expenses</i>	25,000.00	15,000.00	31,728.05	71,728.05	12,497.91	0.00	6,057.39	18,555.30	26
<i>Subsidies and transfers</i>	0.00	45,000.00	20,000.00	65,000.00	0.00	8,989.00	499.00	9,488.00	15
<i>Capital expenditures (non-financial assets)</i>	268,284.00	50,564.00	118,049.41	436,897.41	0.00	1,193.29	0.00	1,193.29	0
IN TOTAL	451,357,868.79	83,116,579.00	48,068,211.63	582,542,659.42	162,583,008.23	9,861,981.96	7,916,797.84	180,361,788.03	30.96
<i>Salaries and wages</i>	272,832,391.00	1,067,834.00	789,129.56	274,689,354.56	113,497,375.40	-	-	113,497,375.40	41.32
<i>Goods and services</i>	61,961,923.00	14,950,825.00	4,679,878.21	81,592,626.21	24,400,269.27	3,921,750.51	1,228,381.52	29,550,401.30	36.22
<i>Utility expenses</i>	10,554,625.00	973,132.00	249,182.88	11,776,939.88	4,116,396.12	157,536.62	57,927.37	4,331,860.11	36.78
<i>Subsidies and transfers</i>	2,615,770.00	11,184,631.00	3,852,980.56	17,653,381.56	606,453.38	1,946,669.02	841,143.90	3,394,266.30	19.23
<i>Capital expenditures (non-financial assets)</i>	103,393,159.79	54,940,157.00	38,497,040.42	196,830,357.2	19,962,514.06	3,836,025.81	5,789,345.05	29,587,884.92	15.03

