



Republika e Kosovës
Republika Kosova-Republic of Kosovo
Qeveria e Kosovës-Vlada Kosova-Government of Kosova

MINISTRIA E ADMINISTRIMIT TË PUSHTETIT LOKAL
MINISTRASSTVO ADMINISTRACIJE LOKALNE SAMOUPRAVE
MINISTRY OF LOCAL GOVERNMENT ADMINISTRATION

PERFORMANCE REASSESSMENT
FOR 2019 FOR

MUNICIPAL
PERFORMANCE
GRANT

FOR THE FISCAL YEAR 2021



Republika e Kosovës

Republika Kosova - Republic of Kosovo
Qeveria - Vlada - Government

*MINISTRIA E ADMINISTRIMIT TË PUSHTETIT LOKAL
MINISTARSTVO ADMINISTRACIJE LOKALNE SAMOUPRAVE
MINISTRY OF LOCAL GOVERNMENT ADMINISTRATION*

Performance Reassessment for 2019 for MUNICIPAL PERFORMANCE GRANT for the fiscal year 2021

ANNUAL REPORT

Technically and financially supported by:



Schweizerische Eidgenossenschaft
Confédération suisse
Confederazione Svizzera
Confederaziun svizra

Swiss Agency for Development
and Cooperation SDC



Sweden
Sverige



Norwegian Embassy
Prishtina

Contents

1. Municipal Performance Reassessment for the 2021 grant - Introduction	5
1.1. Introduction	5
1.2. Key topics	5
1.3. Geographical coverage	7
1.4. Report structure and target audience	7
2. Municipal Performance Grant for 2021 - Assessment Methodology	9
2.1. General aspects of the assessment methodology	9
2.1.1. Assessment Period for Municipal Performance Grant (Grant Management Cycles)	9
2.1.2. Minimum conditions	9
2.1.3. Performance indicators	10
2.1.4. Data sources for the assessment of minimum conditions and performance indicators	12
2.1.5. Financing sources of Municipal Performance Grant	12
2.2. Assessment process	13
2.2.1. Institutional arrangements	13
2.2.2. Preliminary reassessment procedures	14
3. Municipal Performance Grant for 2021 - Final reassessment results	15
3.1. Results of minimum conditions	15
3.2. Results of performance indicators	16
3.2.1. Overall results for performance indicators	16
3.2.2. Result for performance indicators on the topic 'Democratic Governance'	17
3.2.3. Results for performance indicators on the topic 'Municipal Management'	18
3.2.4. Results for performance indicators on the topic 'Service Delivery'	18
3.2.5. Summary of results for performance indicators	19
3.3. Municipal Performance Grant for 2021 – grant amounts	20
3.4. Summary of final assessment results and recommendations	23
Annexes	25
Annex 1: Overall result of minimum conditions - 2019 performance	26
Annex 3: Summary of the result of the individual performance of the municipalities	29

1. Municipal Performance Reassessment for the 2021 grant - Introduction

1.1. Introduction

At the end of 2017, the Ministry of Local Government Administration (MLGA), in partnership with the Swiss Agency for Development and Cooperation (SDC), have developed and agreed to co-finance the municipal performance grant allocation scheme for municipalities.

In September 2020, the municipalities' assessment was conducted for the performance grant for the fiscal year 2021, according to the 2019 performance for the indicators set out in the Rules of the Municipal Performance Grant. The assessment process has been suspended due to the withdrawal of the MLGA Minister from the tripartite Grant co-financing agreement, to be resumed in March 2021, immediately after the signing of the new tripartite MLGA-donor-municipality agreements.

The reassessment of the performance grant takes into account the municipalities' performance during the 2019 period, with the exception of actions allowed by donors and the MLGA, according to an additional deadline for reviewing acts deemed illegal by municipalities, related to the minimum condition 2, as described in rules of the grant.

1.2. Key topics

The Municipal Performance Grant (MPG) for 2021 will be allocated to municipalities that have met the minimum conditions set out below:

1. Municipalities must have reported the data to the MPMS by the set deadline;
2. Municipalities must have complied with the legal obligation to review municipal acts deemed illegal by the supervisory authority;¹
3. The Audit Opinion must be at least unmodified, with an emphasis on the matter;
4. Municipalities must have spent 75% or more of the budget on capital investments; and
5. Municipalities must have signed the tripartite participation agreement (municipality, MLGA and HELVETAS Swiss Intercooperation²).

¹ Review for the purposes of MPG is a procedural criterion, which implies the obligation of the municipality to review in the Municipal Assembly the acts deemed illegal in 2019 by the supervisory authority, without presupposing the final content of the reviewed act. For the fulfillment of this criterion, for the purposes of MPG, the municipalities have been given a deadline for review until 22 January 2021, based on the Notification Letter No. 454-666/11 of the MLGA and donors, dated 28 December 2020. The source of information for this criterion is: Assessment report on the review of municipal acts deemed illegal in 2019, for the purposes of the Municipal Performance Grant for the Fiscal Year 2021, see: <https://mapl.rks-gov.net/performance-komunale/>

² HELVETAS Swiss Intercooperation has been contracted by SDC to support the MLGA on its behalf for the further development of the municipal performance grant, during the 2018-2021 period, whilst ensuring good use of the Swiss contribution.

The Municipal Performance Grant (MPG) for the fiscal year 2021 will be allocated to municipalities in accordance with the score attained in municipal performance, based on indicators on three main topics: (i) democratic governance, (ii) municipal management, and (iii) service delivery.

These three topics are further divided into ten sub-topics, as presented below in Table 1. Within these ten sub-topics, 30 performance indicators were identified (see Table 2), which jointly enable municipalities to receive 100 points in performance assessment. However, for the 2019 Performance Assessment (for the grant of 2021), the indicator “Children attending kindergarten - rural and general” was not assessed, as the data for this indicator, due to their lack of accuracy, were declared invalid in MPMS.

The maximum points achievable for the performance grant are 96 points for 29 assessed indicators (100 points - 4 points for a ‘frozen’ indicator for this year). These points, as will be explained in Chapter 2, determine the amount of the municipal performance grant that the municipality receives for the 2019 performance.

Table 1: Three main topics and ten sub-topics with maximum points for the grant to be allocated in 2021

Topics and sub-topics		Points obtainable for the grant of the fiscal year 2021
1. Democratic governance		40
I	Role of the municipal assembly an oversight body	13
II	Citizen participation, consultation and inclusion	12
III	Transparency, access to information and integrity	15
2. Municipal management		30
IV	Financial management	13
V	Contract management	7
VI	Human Resources management	10
3. Service delivery		26
VII	Administrative services	6
VIII	Spatial planning, public transport and environment	8
IX	Pre-university education	4
X	Primary Health Care (PHC)	8
Maximum number of points obtainable for the grant of 2021		96

1.3. Geographical coverage

Performance assessment for the 2021 grant was made for all municipalities of the Republic of Kosovo.

1.4. Report structure and target audience

This document presents the process of assessing the performance of municipalities during 2019 and the final assessment results for the municipal performance grant that will be allocated in 2021, as well as provides information on the amount of the grant for eligible municipalities.

- Chapter 1** – provides general information on the municipal performance grant, the areas it focuses on, as well as the maximum points that municipalities can receive in the performance indicators, according to the results of 2019.
- Chapter 2** –elaborates the assessment methodology, minimum conditions, performance indicators as well as the assessment process.
- Chapter 3** – discloses the final assessment results for the minimum conditions, performance indicators as well as the result by topics and subtopics. This chapter also presents the municipal performance grant amounts that will be transferred to municipalities in 2021.

Simultaneously, the Annexes provide more detailed information of the assessment results for the minimum conditions (Annex 1) and for the performance indicators (Annex 2). Annex 3 provides a summary of the assessment results for each municipality.

This document was initially drafted for the members of the Municipal Performance Grant Commission (MPGC) and will be made available to all stakeholders in all municipalities of Kosovo, particularly to Mayors, Directors, Senior Managerial Officials, MPMS coordinators, municipal assembly members and interested citizens. At the central level, this document, in addition to the MPGC, will be of interest to all ministries drafting policies that affect municipalities, as well as to Non-Governmental Organizations (NGOs) that address local service delivery and local governance. This document can also serve international partners who are considering joining or aligning their grant schemes to the municipal performance grant.

2. Municipal Performance Grant for 2021 - Assessment Methodology

2.1. General aspects of the assessment methodology

The ‘**Rules of the Municipal Performance Grant for the Fiscal Year 2021**’, approved by the MLGA, SDC, Sweden and Norway, represents the main document on the basis of which the assessment of the Municipal Performance Grant for 2021 was carried out. The rules of the grant explain the policies behind this grant as well as provide detailed guidance regarding the performance assessment process.

2.1.1. Assessment Period for Municipal Performance Grant (Grant Management Cycles)

The assessment period for the municipal performance grant is divided into 3 main phases:

- **Performance period** - which means the year for which the performance of the municipality is assessed. According to the rules of MPG 2021, the municipal performance of 2019 is assessed;
- **Assessment period** - means the period in which the performance assessment for the MPG is performed.
- **Grant allocation and use period** - means the year in which the grant is made available for use by municipalities. Under these rules, the grant will be available to municipalities in 2021.

2.1.2. Minimum conditions

In order to qualify for the Municipal Performance Grant for 2021, municipalities must have met the 5 minimum conditions as follows:

1. Municipalities must have reported the data to the MPMS, by the set deadline;
2. Municipalities must have complied with the legal obligation to review municipal acts deemed illegal by the supervisory authority;
3. The Audit Opinion must be at least unmodified, with an emphasis on the matter;
4. Municipalities must have spent 75% or more of the budget on capital investments; and
5. Municipalities must have signed the tripartite participation agreement (municipality, MLGA and HELVETAS Swiss Intercooperation).

Municipalities that have not met one of the above minimum conditions will not be able to receive a municipal performance grant, regardless of their points in the performance indicators.

For all municipalities that have met the minimum conditions, the municipal performance grant received by each municipality is based on its relative points achieved on the 29 performance indicators (its points compared to those of all other municipalities).

2.1.3. Performance indicators

As shown in Table 2 below, for the grant to be allocated in 2021, a total of 29 municipal performance indicators were assessed, according to the points attained by the municipalities in 2019, under three main areas and ten sub-areas (see also Table 1 above).

Table 2: Summary of areas, sub-areas and indicators of 2019 for the municipal performance grant for fiscal year 2021

# Areas, sub-areas and indicators		# max. points
I. MUNICIPAL GOVERNANCE- Role of the Municipal Assembly, Citizen Participation and Inclusion, Transparency and Accountability		40
I	The role of the municipal assembly as a supervision body	13
1	Timely approval of the annual municipal budget proposal	2
2	Discussion of quarterly budget reports by the Municipal Assembly	3
3	Discussion of the municipal performance report by the Municipal Assembly for the previous year	2
4	Discussion of the external auditor's report and action plan for addressing the recommendations as well as discussion on the findings and recommendations from the internal audit in the Municipal Assembly	4
5	Meetings of the Municipal Assembly with the participation of the Mayor	2
II	Citizen participation, consultation and inclusion	12
6	Citizen participation in public consultations, disaggregated by gender	4
7	Municipal acts and local policy documents consulted with the public	4
8	Public hearings on the Medium Term Budgetary Framework (MTBF) and municipal budget	4
III	Transparency, access to information and integrity	15
9	Assembly meetings made public and broadcasted live	3
10	Fulfilment of the criteria of the official website of the municipality	4
11	Publication of public procurement documents of the municipality	2
12	Publication of reports on public consultation processes	4
13	Reporting on the annual plan of the Integrity Plan to the Municipal Assembly	2

³ Indicator number 27 is a 'frozen' indicator and was not assessed for the 2021 Municipal Performance Grant.

⁴ A more detailed explanation of the indicator topics and the colours can be found in the text and in Annex 2 of the Rules of the Municipal Performance Grant for the FY 2021.

II. MUNICIPAL MANAGEMENT- Financial Management, Contract Management and HR Management		30
IV	Financial management	13
14	Level of updating the property tax register	3
15	Level of property tax invoice collection (no debt, interest, penalty)	5
16	Level of addressing the recommendations of the National Audit Office	5
V	Contract management	7
17	Level of implementation of the procurement plan	3
18	Compilation and publication of the list of municipal properties planned to be granted for use	4
VI	Human Resources Management	10
19	Vacancies processed through HRMIS	2
20	Women in leadership positions in education, health and culture institutions	5
21	Women appointed to political positions in the municipality	3
III. SERVICE DELIVERY - Access and quality of service delivery - By sector		30
VII	Administrative services	6
22	Cases of administrative requests reviewed within the legal deadlines	4
23	Reviewed requests for a building permit	2
VIII	Spatial planning, public transport and the environment	8
24	The area of the territory of the municipality covered by regulatory (detailed) plans	3
25	Settlements covered by local public transport	3
26	Implementation of the Local Environmental Action Plan	2
IX	Pre-university education	8
27	Children attending kindergarten - rural and general	4
28	Matura test results for the 12th grade	4
X	Primary Health Care (PHC)	8
29	Primary Health Care spaces in m2 per 10,000 inhabitants	3
30	Level of compliance with the ratio 1 family doctor and 2 nurses per 2,000 inhabitants	5

Different indicators have different number of points, depending on the weight and importance attributed to an indicator. Annex 2 of the Rules of the Municipal Performance Grant for the FY 2021 contains a detailed guideline regarding the allocation of points within the maximum points. Points were calibrated in a way which ensures that good and acceptable performance levels are rewarded, and for each indicator, the underoptimal performance is awarded with few or no points at all, meaning that points do indeed encourage better performance (rather than average performance). It also means that municipalities that perform better on a number of indicators will receive significantly more points compared to those with an average performance.

2.1.4. Data sources for the assessment of minimum conditions and performance indicators

The performance assessment data for the 2021 grant is derived from the following sources: i) Report of the Municipal Performance from MLGA, ii) Regularity Audit Reports for each of the 38 municipalities, published by the NAO, and iii) Assessment report on the review of municipal acts deemed illegal in 2019, for the purposes of the Municipal Performance Grant for the Fiscal Year 2021.

2.1.5. Financing sources of Municipal Performance Grant

The Municipal Performance Grant for 2021 is co-financed by the MLGA, Switzerland (SDC), Sweden and Norway.

The total amount available for the 2021 Municipal Performance Grant is € 4.35 million.

The financing plan is shown in Table 3 below.

Table 3: Financing sources of the 2021 Municipal Performance Grant (in EUR)

	Total 2021
Government of Kosovo/MLGA	1,500,000 ⁵
SDC	1,260,000
Sweden	713,000
Norway	877,000
Total	4,350,000€

Calculation of the amount of the Municipal Performance Grant

The amount of the Municipal Performance Grant allocation is determined by (i) the relative performance of each municipality for 2019, measured based on determined performance indicators and (ii) the weight of the Municipal Performance Grant in the total grant allocated for 2021. Details on the manner how the Municipal Performance Grant allocation for 2021 has been calculated are provided in sub-chapter 3.3 - Municipal performance grant for 2021.

The amount of the total grant for municipalities for 2021 is taken from Law No. 07L-041 on the Budget Appropriations for the Budget of the Republic of Kosovo for Year 2021.

⁵ This amount is subject to budget approval by the Assembly of the Republic of Kosovo

2.2. Assessment process

2.2.1. Institutional arrangements

The Municipal Performance Grant Commission (MPGC) and the technical group are the bodies responsible for assessing and allocating the Municipal Performance Grant. The Complaints Commission reviews and decides on municipal complaints.

MPGC is the highest decision-making body for the grant. This commission assumes the final responsibility for grant allocation. The main function of the MPGC is to ensure that the assessment is done in accordance with the criteria and rules of the Municipal Performance Grant. The MPGC cannot change the assessment results and grant amounts without fully applying the assessment process in accordance with the grant rules.

The Municipal Performance Grant Commission consists of:

- 1 member from MLGA (General Secretary/Chairperson),
- 1 public official of the leading level of the ministry,
- 1 public official from the ministry responsible for finances
- 1 observer from SDC,
- 1 observer from Sweden,
- 1 observer from Norway, and
- Observers from civil society.

The technical group consists of 5 members:

- 3 members from the unit responsible for municipal performance; and
- 2 members from the DEMOS project (representing the contributing entities).

The Complaints Commission consists of 3 members:

- 2 representatives from MLGA (one of them is the Chairperson);
- 1 external representative;
- 2 observers from DEMOS

Members of the grant commission or technical group cannot be members of the complaints commission.

Detailed terms of reference for the Technical Group, the Municipal Performance Grant Commission and the Complaints Commission, are provided in Annexes 5, 6 and 7 of the Rules of the Municipal Performance Grant for the Fiscal Year 2021.

2.2.2. Preliminary reassessment procedures

Preparations

The technical group has prepared the Rules of MPG for FY 2021. The Rules for FY 2021 have been approved by the MLGA, SDC, Sweden and Norway, and then they have been distributed to the municipalities and published on the MLGA website⁶. At the same time, MLGA, donors and municipalities have renewed tripartite agreements for participation in the Municipal Performance Grant.

Data collection and assessment

The technical group has collected data for the performance assessment of 2019. The data have been transferred to a database for each minimum condition and for each performance indicator. All data are described by the data source. The technical group has not changed any source data. These data have determined the assessment result of the minimum conditions, as well as the level of points obtained for the performance indicators, in accordance with the scoring guide described in Annex 2 of the Rules of Municipal Performance Grant for FY 2021. First, it was assessed whether or not the minimum conditions for each municipality were met. This assessment has identified the eligible municipalities as well as the ineligible ones (see Annex 1). The next step was to assess the performance indicators. The total points obtained were recorded in the Municipal Performance Grant Allocation Table, which calculates the amount of the Municipal Performance Grant for each municipality that is eligible (Table 7). The municipalities with the best performance were then identified and additional bonuses were awarded according to the rules. In this year, the highest performance was shown by the Municipality of Glogoc/Glogovac with 72 points, winning the additional bonus of 5% of the total value, the second municipality is the Municipality of Rahovec/Orahovac with 68 points, winning the additional bonus of 3% of the total value, while two of the municipalities (Municipality of Obiliq/Obilić, and Municipality of Lipjan/Lipljane) have obtained the same performance points, i.e. 65 points, placing two municipalities in the third place and the value of 2% being divided proportionally for both municipalities. After that, the scorecard (see the template in Annex 3 of the Rules of the Municipal Performance Grant for FY 2021 as well as Annex 4 of this document) is completed with the results for each municipality⁷. The assessment of performance indicators was done for all municipalities, including those that did not meet the minimum conditions.

Throughout the reassessment process, the quality control of the data transferred to the scorecards and to the database was performed. Finally, a final control of the formulas used and the results (points) was made.


⁶ <https://mapl.rks-gov.net/wp-content/uploads/2021/02/Rregullat-e-GKP-se-2021-PDF-Final-09.02.2021.pdf>

⁷ If a municipality has not submitted data for any indicators, the performance for these indicators will be zero.

3. Municipal Performance Grant for 2021 - Final reassessment results

3.1. Results of minimum conditions

21 out of 38 assessed municipalities have met all five minimum conditions and have been qualified for a municipal performance grant for 2021. This means that 55.26% of the municipalities in Kosovo will be the beneficiary municipalities⁸ of the 2021 Municipal Performance Grant.



- 36 out of 38 municipalities (>94.7%) have fulfilled the first minimum condition (Municipalities must have reported the data to the MPMS, by the set deadline).
- 34 out of 38 municipalities (>89.47%) have fulfilled the second minimum condition (Municipalities must have complied with the legal obligation to review municipal acts deemed illegal by the supervisory authority).
- 38 municipalities (100%) have fulfilled the third minimum condition (Audit opinion must be at least unmodified with an emphasis on the matter).
- 24 out of 38 municipalities (>63.15%) have fulfilled the fourth minimum condition (Municipalities must have spent 75% or more of the final budget on capital investment).
- 38 municipalities (100%) have met the fifth minimum condition (Municipalities must have signed the tripartite participation agreement (municipalities, MLGA and HELVETAS Swiss Intercooperation)).

The summary of the results of the minimum conditions for all municipalities is given in Annex No. 1, while Annex No. 2 provides a summary of the results for each municipality separately.

⁸ Gjilan/Gnjilane, Glogovac/Glogovac, Hani i Elezit/Elez Han, Junik/Junik, Kaçanik/Kaçanik, Kamenicë/Kamenica, Klinë/Klina, Klokot/Klokot, Leposaviq/Leposaviç, Lipjan/Lipjan, Mitrovicë e Jugut/Južna Mitrovica, Mitrovica e Veriut/Severna Mitrovica, Novobërdë/Novo Brdo, Obiliq/Obiliç, Pejë/Peç, Rahovec/Orahovac, Skenderaj/Srbica, Shtërpcë/Štrpce, Suharekë/Suva Reka, Viti/Vitina

3.2. Results of performance indicators

3.2.1. Overall results for performance indicators

The average performance of all 38 municipalities in the 29 performance indicators for 2019 (2021 grant) is ~ **46.19%** (~ 44.34 points out of a total of 96 possible points), while the average performance of the municipalities that have been qualified for the municipal performance grant is ~ 52.12% (~ 51 points out of a total of 96 possible points).

Two municipalities⁹ did not report the 2019 performance data to the Municipal Performance Management System (MPMS). The result of these two municipalities for the indicators - whose data source is MPMS - is zero. The average performance of the 36 municipalities, which reported the 2019 performance data to the MPMS, is 48.96% (~ 47 points out of a total of 96 possible points, or 2.77% higher compared to the average of 38 municipalities).

The average result of the performance indicators of 2019 for each municipality separately is given in Figure 2 below. 20 out of 38 municipalities (52.63%) have achieved an average performance above 50% in 29 performance indicators.

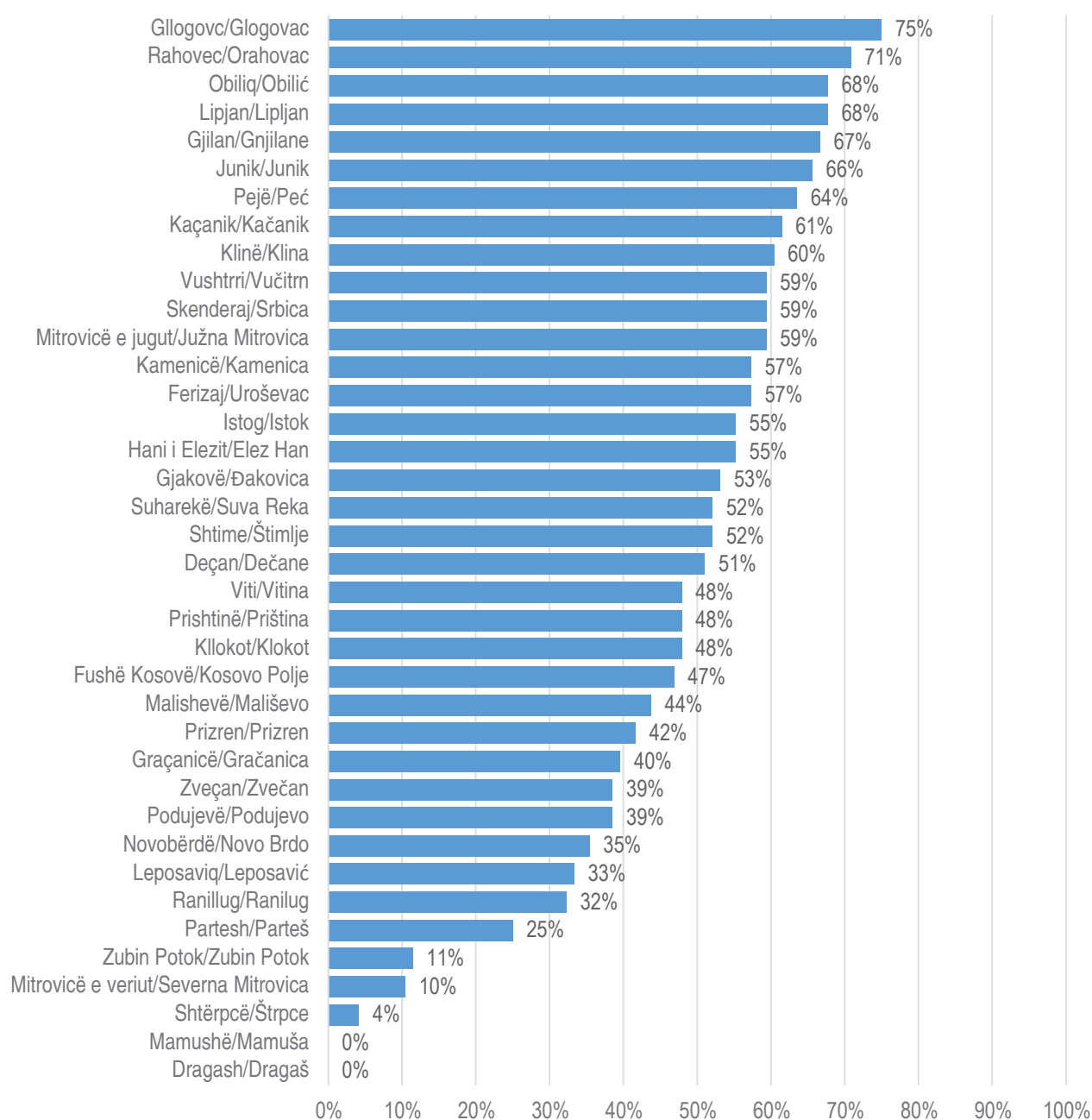
The municipality with the highest performance in the 29 performance indicators of 2019 is the Municipality of Glogoc/Glogovac. The overall performance result of the Municipality of Glogoc/Glogovac is 72 out of 96 possible points (75%).

6 out of 38 municipalities have achieved an overall performance between 38 and 48 points (40-50%). 21 municipalities have achieved performance over 50%. The Municipality of Shtërpcë/Štrpce has the lowest average score in 29 performance indicators. The overall performance result of the Municipality of Shtërpcë/Štrpce is 4 points out of 96 possible points (4.17%).

There are no differences in the performance result of municipalities based on the area or population of municipalities.

⁹ Dragash/Dragaš and Mamushë/Mamuša

Figure 1: Overall performance by municipalities, in percentage



3.2.2. Result for performance indicators on the topic ‘Democratic Governance’

The average performance of 38 municipalities in the 13 indicators assessed within the topic ‘Democratic Governance’ is ~ 19.87 points out of a total of 40 possible points on this topic (49.67%). The 3 municipalities with the highest performance in this topic are: Municipality of Gillogovc/Glogovac, Municipality of Lipjan/Lipljane and Municipality of Rahovec/Orahovac. These municipalities have shown a performance of 82.5%.

In the sub-topic **'Role of the Municipal Assembly as a supervisory body'** the average overall performance for 5 assessed indicators is 7.79 points out of 13 possible points (59.92%).

In the sub-topic **'Citizen participation, consultation and inclusion'**, the overall average performance for the 3 assessed indicators is 6.68 points out of a possible 12 points (55.66%).

In the sub-topic **'Transparency, access to information and integrity'**, the overall average performance for the 5 assessed indicators is 5.39 points out of 15 possible points (35.93%).

3.2.3. Results for performance indicators on the topic **'Municipal Management'**

The average performance of 38 municipalities in the 8 indicators assessed within the topic **'Municipal Management'** is 11.82 points out of a total of 30 possible points on this topic (39.4%). The municipality with the highest performance in this topic is: Municipality of Gjilan/Gnjilane. This municipality has obtained a total of 21 points out of 30 possible points (70%).

In the sub-topic **'Financial Management'** the average overall performance for the 3 assessed indicators is 3.68 out of 13 possible points (28.30%).

In the sub-topic **'Contract management'**, the overall average performance for the 2 assessed indicators is 3.82 out of 7 possible points (54.57%).

In the sub-topic **'Human resource management'**, the overall average performance for the 3 assessed indicators is 4.32 out of 10 possible points (43.2%).

3.2.4. Results for performance indicators on the topic **'Service Delivery'**

The average performance of 38 municipalities in the 8 indicators assessed under the topic **'Service Delivery'** is ~12.66 points out of a total of 26 possible points in this topic (48.68%). The three municipalities with the highest performance in this topic are: Municipality of Glllogoc/Glogovac, Municipality of Junik/Junik and Municipality of Rahovec/Orahovac. These municipalities have obtained a total of 21 points out of 26 possible points (80.76%).

In the sub-topic **'Administrative services'**, the average overall performance for 2 assessed indicators is ~ 4.82 points out of 6 possible points (80.33%).

In the sub-topic **'Spatial planning, public transport and environment'**, the overall average performance for the 3 assessed indicators is 3.16 out of 8 possible points (39.5%).

In the sub-topic **'Pre-university education'**, the average overall performance for 1 assessed indicator is 1.53 out of 4 possible points (38.25%).

In the sub-topic **'Primary health care'**, the average overall performance for the 2 assessed indicators is 3.16 out of 8 possible points (39.5%).

3.2.5. Summary of results for performance indicators

The table below shows the final result for each municipality, as well as the result for each topic.

Table 6: Result of performance indicators for all municipalities by topics

#	Municipality	Summary of results			
		Democratic Governance	Municipal Management	Service Delivery	Total points
1	Deçan/Deçane	23	13	13	49
2	Dragash/Dragaš	0	0	0	0
3	Ferizaj/Uroševac	22	16	17	55
4	Fushë Kosovë/Kosovo Polje	19	8	18	45
5	Gjakovë/Đakovica	26	13	12	51
6	Gjilan/Gnjilane	25	21	18	64
7	Glogovac/Glogovac	33	18	21	72
8	Gračanica/Gračanicë	18	18	2	38
9	Hani i Elezit/Elez Han	27	13	13	53
10	Istog/Istok	21	18	14	53
11	Junik/Junik	25	17	21	63
12	Kaçanik/Kaçanik	31	17	11	59
13	Kamenicë/Kamenica	22	14	19	55
14	Klinë/Klina	26	13	19	58
15	Klokot Vrbovac/Klokot Vërbovc	24	13	9	46
16	Leposavić/Leposaviq	15	9	8	32
17	Lipjan/Lipljan	33	17	15	65
18	Malishevë/Mališevo	19	10	13	42
19	Mamushë/Mamuša	0	0	0	0
20	Mitrovicë e jugut/Južna Mitrovica	29	11	17	57
21	Novo Brdo/Novobërdë	15	9	10	34
22	Obiliq/Obilić	28	18	19	65
23	Parteš/Partesh	14	1	9	24
24	Pejë/Peć	29	16	16	61
25	Podujevë/Podujevo	8	18	11	37
26	Prishtinë/Priština	24	13	9	46
27	Prizren/Prizren	15	12	13	40
28	Rahovec/Orahovac	33	14	21	68
29	Ranilug/Ranillug	15	7	9	31
30	Severna Mitrovica/Mitrovicë e veriut	0	4	6	10
31	Shtime/Štimlje	19	15	16	50
32	Skenderaj/Srbica	25	17	15	57
33	Štrpce/Shtërpçë	0	0	4	4
34	Suharekë/Suva Reka	24	8	18	50
35	Viti/Vitina	22	10	14	46
36	Vushtrri/Vučitrn	29	9	19	57
37	Zubin Potok/Zubin Potok	6	5	0	11
38	Zvečan/Zveçan	11	14	12	37
Average expressed in points		19.87	11.82	12.66	44.34
Average expressed in percentage		49.67%	29.54%	48.68%	46.19%

3.3. Municipal Performance Grant for 2021 – grant amounts

The grant allocation table has been completed based on the results of the minimum conditions and performance indicators.

The table below shows the amount of the Municipal Performance Grant for each municipality, calculated according to the example below for the Municipality of Glogovac/Glogovac.

Fulfilment of the five minimum conditions was initially assessed. This has determined whether the municipality is a beneficiary of the grant or not. If the municipality has fulfilled all five minimum conditions, the result in column 5 of Table 7 will be = 1. Conversely, if the municipality has not fulfilled all five minimum conditions, the result of the minimum conditions will be zero. In this case, the Municipality of Glogovac/Glogovac has fulfilled all five minimum conditions and the result in column (5) for the Municipality of Glogovac/Glogovac is = 1.

To calculate **the level of the municipal performance grant amount** for the Municipality of Glogovac/Glogovac, the following steps are taken:

1. Column (4): 'The relative share of the general grant for the Municipality of Glogovac/Glogovac' is determined by dividing the 'general grant of the Municipality of Glogovac/Glogovac' - column (3) by 'the total amount of the general grant for allocation' - the total of the column 3.

The calculation is as follows:

'General grant for the Municipality of Glogovac/Glogovac' (EUR 5,592,488) / 'total amount of the general grant for allocation' (EUR 199,630,300) = 'relative share of the general grant for the Municipality of Glogovac/Glogovac' (9.25%);

2. Column (6): 'Assessment points' are calculated by adding up the points obtained in each of the 29 performance indicators for the Municipality of Glogovac/Glogovac ('assessment points' for the Municipality of Glogovac/Glogovac = 72 points);

3. Column (7): 'Weighted performance result for the Municipality of Glogovac/Glogovac' is calculated by multiplying the 'assessment points' - column (6) with the 'relative share of the general grant for the Municipality of Glogovac/Glogovac' - column (4) as well as with the 'result of meeting the minimum conditions' - column (5).

The calculation is as follows:

'Assessment points' (72 points) * 'relative share of the general grant for the Municipality of Glogovac/Glogovac' (9.25%) * 'result of meeting the minimum conditions' (1) = 'Weighted performance result for the Municipality of Glogovac/Glogovac' (2.02);

4. Column (8): 'Relative weighted result for the Municipality of Glogovac/Glogovac' is calculated by dividing the 'Weighted performance result for the Municipality of Glogovac/Glogovac' - column (7) by the total 'weighted result' - the total of column (7);

The calculation is as follows:

'Weighted performance result for the Municipality of Glogovac/Glogovac' (2.02) / 'total weighted result' (26.33) = 'relative part of the weighted result for the Municipality of Glogovac/Glogovac' (7.7%).

5. Column (9): 'Estimated value of the Municipal Performance Grant for the Municipality of Glogovac/Glogovac' is calculated by multiplying 'the relative share of the weighted result for the Municipality of Glogovac/Glogovac' - column (8) by the 'total amount of the Municipal Performance Grant available in one year' (EUR 4,350,000.00 total amount of municipal performance grant). For this year, the value of the grant awarded to the Municipality of Glogovac/Glogovac is EUR 299,929.54. This amount represents 5.36% of the general grant for the Municipality of Glogovac/Glogovac.

6. Column (11): 'Reward' indicates the distribution of the reward for the Municipality of Glogovac/Glogovac. The Municipality of Glogovac/Glogovac, with the highest performance, receives 5% of the total amount of the Municipal Performance Grant which is $4,350,000 \times 5\% = \text{EUR } 217,500$.

7. Column 12 shows the total value of the Municipal Performance Grant for each municipality after awarding the reward. So in column 9 - the calculated value for the MPG for the Municipality of Glogovac/Glogovac is added the amount of the reward and this gives us the total value of the MPG for the Municipality of Glogovac/Glogovac, which is EUR 517,429.54. This amount represents 9.25% of the general grant for the Municipality of Glogovac/Glogovac.

Table 7: Grant allocation for 2021

Allocation table 2021				
		MPG Total amount		4,350,000
Award for first municipality with the highest points:	5.0%	217,500		
Award for second municipality with the highest points:	3.0%	130,500		
Award for third municipality with the highest points:	2.0%	130,500		(435,000)
Available for formula-based allocation:		435,000		435,000

#	Municipalities	General grant allocation for the year 2020 (Law on budget 2021)	Relative share General Grant	Assessment results		Calculated weighted score (4)*(5)*(6)	Relative share weighted score	Calculated amount Performance Grant	Performance Grant as % of General Grant	Award	MPG total amount	MPG as a % of the general grant
				MCs Yes=1 No=0	Assessment score							
(1)	(2)	(3)	(4)	(5)	(6)	(7)	(8)	(9)	(10)	(11)	(12)	(13)
1	Dečan/Dečane	4,000,457	2.00%	0	49	0.00	0.0%	-	0.00%	-	-	0.00%
2	Dragash/Dragaš	4,245,713	2.13%	0	0	0.00	0.0%	-	0.00%	-	-	0.00%
3	Ferizaj/Uroševac	10,410,666	5.21%	0	55	0.00	0.0%	-	0.00%	-	-	0.00%
4	Fushë Kosovë/ Kosovo Polje	3,527,425	1.77%	0	45	0.00	0.0%	-	0.00%	-	-	0.00%
5	Gjakove/ Gjakovica	9,531,885	4.77%	0	51	0.00	0.0%	-	0.00%	-	-	0.00%
6	Gjilan/Gnjilane	8,717,833	4.37%	1	64	2.79	10.6%	415,594.89	4.77%	-	415,594.89	4.77%
7	Glogovc/ Glogovac	5,592,488	2.80%	1	72	2.02	7.7%	299,929.54	5.36%	217,500	517,429.54	9.25%
8	Gračanica/ Gračanice	1,999,736	1.00%	0	38	0.00	0.0%	-	0.00%	-	-	0.00%
9	Hani i Elezit/ Elez Han	1,055,957	0.53%	1	53	0.28	1.1%	41,687.30	3.95%	-	41,687.30	3.95%
10	Istog/Istok	4,216,669	2.11%	0	53	0.00	0.0%	-	0.00%	-	-	0.00%
11	Junik/Junik	751,470	0.38%	1	63	0.24	0.9%	35,264.19	4.69%	-	35,264.19	4.69%
12	Kaçanik/Kaçanik	3,305,460	1.66%	1	59	0.98	3.7%	145,266.54	4.39%	-	145,266.54	4.39%
13	Kamenice/ Kamenica	3,842,928	1.93%	1	55	1.06	4.0%	157,436.93	4.10%	-	157,436.93	4.10%
14	Kline/Klina	3,911,972	1.96%	1	58	1.14	4.3%	169,007.28	4.32%	-	169,007.28	4.32%
15	Klokot Vrbovac/ Klokot Vërbovc	4,48,253	0.22%	1	46	0.10	0.4%	15,358.99	3.43%	-	15,358.99	3.43%
16	Leposavić/ Leposaviq	2,700,222	1.35%	1	32	0.43	1.6%	64,362.24	2.38%	-	64,362.24	2.38%
17	Lipjan/Lipljan	5,723,937	2.87%	1	65	1.86	7.1%	277,134.05	4.84%	43,500	320,634.05	5.60%
18	Malishevë/Mališevo	5,275,857	2.64%	0	42	0.00	0.0%	-	0.00%	-	-	0.00%
19	Mamushë/Mamuša	995,431	0.50%	0	0	0.00	0.0%	-	0.00%	-	-	0.00%
20	Mitrovicë e jugut/ Južna Mitrovica	7,632,852	3.82%	1	57	2.18	8.3%	324,073.40	4.25%	-	324,073.40	4.25%
21	Novo Brdo/ Novobërdë	1,095,647	0.55%	1	34	0.19	0.7%	27,747.97	2.53%	-	27,747.97	2.53%
22	Obiliq/Obilić	6,832,322	3.42%	1	65	2.22	8.4%	330,798.37	4.84%	43,500	374,298.37	5.48%
23	Parteš/Partesh	429,990	0.22%	0	24	0.00	0.0%	-	0.00%	-	-	0.00%
24	Pejë/Peć	9,810,724	4.91%	1	61	3.00	11.4%	445,771.78	4.54%	-	445,771.78	4.54%
25	Podujevë/ Podujevo	8,765,246	4.39%	0	37	0.00	0.0%	-	0.00%	-	-	0.00%
26	Prishtinë/Prishtina	29,462,856	14.76%	0	46	0.00	0.0%	-	0.00%	-	-	0.00%
27	Prizren/Prizren	18,261,786	9.15%	0	40	0.00	0.0%	-	0.00%	-	-	0.00%
28	Rahovec/ Orahovac	5,458,685	2.73%	1	68	1.86	7.1%	276,489.49	5.07%	130,500	406,989.49	7.46%
29	Ranilug/Ranillug	781,522	0.39%	0	31	0.00	0.0%	-	0.00%	-	-	0.00%
30	Severna Mitrovica/ Mitrovica e Veriut	1,989,813	1.00%	1	10	0.10	0.4%	14,821.56	0.74%	-	14,821.56	0.74%
31	Shtime/Štimlje	2,732,161	1.37%	0	50	0.00	0.0%	-	0.00%	-	-	0.00%
32	Skenderaj/Srbica	5,013,362	2.51%	1	57	1.43	5.4%	212,855.86	4.25%	-	212,855.86	4.25%
33	Štrpce/Shtërpçë	1,157,454	0.58%	1	4	0.02	0.1%	3,448.62	0.30%	-	3,448.62	0.30%
34	Suharekë/ Suva Reka	5,807,940	2.91%	1	50	1.45	5.5%	216,308.61	3.72%	-	216,308.61	3.72%
35	Viti/Vitina	4,575,868	2.29%	1	46	1.05	4.0%	156,788.07	3.43%	-	156,788.07	3.43%
36	Vushtri/Vuçitri	6,709,131	3.36%	1	57	1.92	7.3%	284,854.32	4.25%	-	284,854.32	4.25%
37	Zubin Potok/ Zubin Potok	1,484,641	0.74%	0	11	0.00	0.0%	-	0.00%	-	-	0.00%
38	Zvečan/Zvečan	1,373,941	0.69%	0	37	0.00	0.0%	-	0.00%	-	-	0.00%
	Total/Average	199,630,300	100.00%	21	44	26.33	100.0%	3,915,000	1.96%	435,000	4,350,000.00	2.18%

3.4. Summary of final assessment results and recommendations

The assessment results show that 21 of the 38 assessed municipalities have implemented a sound municipal financial management system during 2019, according to the minimum conditions set out in the Municipal Performance Grant. These 21 municipalities have been qualified for the Municipal Performance Grant to be transferred to the municipalities in early 2021.

The assessment results for 29 performance indicators for 2019 show that most municipalities have shown an average performance in these indicators. The overall average of 38 municipalities for 29 performance indicators is 44.34 points out of a total of 96 possible points (46.19%). It is worth noting that a number of municipalities that did not fulfil the minimum conditions for the Municipal Performance Grant showed above-average performance in performance indicators¹⁰.

The data show that in some indicators, the average performance is poorer. This requires additional analyses for each indicator.

The data also suggest that there are no differences between municipalities with different population numbers or areas in the overall performance result. However, such factors have influenced the determination of the amount of the Municipal Performance Grant.

The amount of grant that municipalities will receive in 2021 ranges from EUR 3,448.6211 to EUR 517,429.5412. The relative extra amounts that municipalities will receive range from 0.30%¹³ to 9.25%¹⁴ of the total municipal grant.

Based on the abovementioned, it appears that the Municipal Performance Grant for 2021 in the total amount of EUR 4.35 million will be allocated to 21 municipalities that have fulfilled all five minimum conditions. The amount of the grant for each municipality is determined by their performance compared to the performance of other beneficiary municipalities, as well as by the weight of the Municipal Performance Grant in the total grant allocated for 2021. Also for the three municipalities with the best performance, the value of the reward has been determined according to the rules of the MPG.

It is recommended that the Municipal Performance Grant Commission approve the results of the reassessment and the amounts calculated for the allocation of the Municipal Performance Grant for 2021.

¹⁰ Municipalities of Dečan/Dečane, Ferizaj/Uroševac, Gjakova/Đakovica, Istog/Istok, Shtime/Štimlje

¹¹ Municipality of Shtërpca/Štrpce

¹² Municipality of Gillogovc/Glogovac

¹³ Municipality of Shtërpca/Štrpce

¹⁴ Municipality of Gillogovc/Glogovac

Annex 1 - Overall result of minimum conditions - 2019 performance

Annex 2 - Overall result of performance indicators by areas, sub-areas and indicators

Annex 3 - Summary of the result of the individual performance of the municipalities

Annex 1 – Overall result of minimum conditions - 2019 performance

Municipality		Democratic governance																1 TO-TAL
		I						II				III					Tot III	
		IP1	IP2	IP3	IP4	IP5	Tot I	IP6	IP7	IP8	Tot II	IP9	IP10	IP11	IP12	IP13		
1	Deçan/Deçane	1	1	0	1	1	4	1	1	1	3	0	0	1	0	0	1	8
2	Dragash/Dragaş	0	0	0	0	0	0	0	0	0	0	0	0	0	0	0	0	0
3	Ferizaj/Uroševac	1	1	0	1	0	3	0	0	1	2	1	1	1	0	1	4	9
4	Fushë Kosovë/ Kosovo Polje	1	1	1	1	0	3	1	1	1	3	0	1	1	0	0	2	7
5	Gjakove/ Gjakovica	1	1	0	1	1	4	1	1	1	3	1	1	1	0	0	3	9
6	Gjilan/Gnjilane	1	1	0	0	1	3	1	1	1	3	1	1	1	0	1	4	10
7	Glogovc/ Glogovac	1	1	1	1	1	5	1	1	1	3	1	1	1	0	1	4	12
8	Gračanica/Gračanice	1	1	1	0	0	3	0	1	1	2	0	1	1	0	0	1	7
9	Hani i Elezi/ Elez Han	1	1	1	1	1	4	1	1	1	3	0	1	1	0	1	3	10
10	Istog/Istok	1	1	1	1	0	4	0	1	1	2	0	1	1	0	0	2	8
11	Junik/Junik	1	1	1	1	1	5	1	1	1	3	1	1	1	0	0	2	9
12	Kaçanik/Kaçanik	1	1	1	1	1	5	1	1	1	3	1	1	1	0	1	4	11
13	Kamenice/ Kamenica	1	1	1	0	0	3	1	1	1	3	0	1	1	0	0	2	8
14	Kline/Klina	1	1	1	1	1	5	0	1	1	2	1	1	1	0	0	3	9
15	Klokot Vrbovac/ Klokot Vërbovc	1	1	0	1	1	4	1	1	1	2	1	1	1	0	0	2	8
16	Leposaviç/ Leposaviq	1	1	0	1	1	3	0	1	1	2	0	0	0	0	0	0	5
17	Lipjan/Lipljan	1	1	1	1	1	5	1	1	1	2	1	1	1	0	1	4	11
18	Malishevë/Mališevo	1	1	0	1	1	4	1	0	1	2	0	1	1	0	0	2	7
19	Mamushë/Mamuša	0	0	0	0	0	0	0	0	0	0	0	0	0	0	0	0	0
20	Mitrovicë e jugut/ Južna Mitrovica	1	1	1	1	1	4	1	1	1	3	1	1	1	0	0	3	10
21	Novo Brdo/ Novobërdë	1	1	0	0	0	2	0	0	1	2	0	1	1	0	0	2	6
22	Obiliq/Obiliç	1	1	1	1	1	5	1	1	1	3	1	0	1	0	0	2	10
23	Parteš/Partesh	1	1	1	1	0	4	1	0	1	2	0	0	0	0	0	1	6
24	Pejë/Peç	1	1	1	1	1	5	1	0	1	2	1	1	1	0	1	4	11
25	Podujevë/Podujevo	1	1	0	1	0	2	0	0	0	1	0	1	1	0	0	1	4
26	Prishtinë/Prishtina	1	1	0	1	0	3	1	1	1	2	1	1	1	0	0	3	8
27	Prizren/Prizren	1	1	0	1	1	3	0	0	1	1	1	1	1	0	0	3	6
28	Rahovec/ Orahovac	1	1	1	1	1	5	1	1	1	3	1	1	1	0	1	4	12
29	Ranilug/Ranillug	1	1	0	1	0	3	1	0	1	2	0	1	0	0	0	1	6
30	Severna Mitrovica/ Mitrovica e Veriut	0	0	0	0	0	0	0	0	0	0	0	0	0	0	0	0	0
31	Shtime/Štimlje	1	1	0	1	0	3	0	1	1	2	0	1	1	0	0	2	7
32	Skenderaj/Srbica	1	1	1	1	1	5	1	1	1	3	0	1	1	0	0	2	9
33	Štrpcë/Shtërpçë	0	0	0	0	0	0	0	0	0	0	0	0	0	0	0	0	0
34	Suharekë/ Suva Reka	1	1	1	0	1	4	1	1	1	2	1	1	1	0	0	3	9
35	Viti/Vitina	1	1	0	0	1	3	0	1	1	2	1	1	1	0	1	4	9
36	Vushtrri/Vučitrn	1	1	1	1	1	4	0	1	1	2	1	1	1	0	1	4	10
37	Zubin Potok/ Zubin Potok	1	0	0	0	0	1	0	0	1	1	0	0	0	0	0	0	3
38	Zvečan/Zveçan	1	1	0	0	1	3	1	0	1	2	0	0	0	0	0	0	4
	Average	0.84	0.80	0.47	0.51	0.59	3.21	0.48	0.64	0.86	1.97	0.56	0.67	0.66	0.00	0.26	2.16	7.34

Municipality		Municipal management											2. TOTAL
		IV				V			III				
		IP14	IP15	IP16	Tot IV	IP17	IP18	Tot V	IP19	IP20	IP21	Tot VI	
1	Deçan/Deçane	1	1	0	2	0	1	1	1	1	0	2	5
2	Dragash/Dragaš	0	0	0	0	0	0	0	0	0	0	0	0
3	Ferizaj/Uroševac	1	0	0	2	1	1	2	1	1	1	2	6
4	Fushë Kosovë/ Kosovo Polje	1	1	0	2	1	0	1	1	0	1	2	4
5	Gjakove/ Gjakovica	1	1	0	2	1	1	2	1	1	0	2	5
6	Gjilan/Gnjilane	1	1	0	2	1	1	1	1	1	0	2	6
7	Glogovac/ Glogovac	1	0	0	2	1	1	2	1	1	1	3	6
8	Gračanica/Gračanice	1	1	0	2	1	1	2	0	1	0	1	5
9	Hani i Elezit/ Elez Han	1	1	0	2	1	1	2	1	0	0	2	5
10	Istog/Istok	1	1	0	2	1	1	2	1	0	0	2	6
11	Junik/Junik	1	1	0	2	1	0	1	0	1	1	2	5
12	Kaçanik/Kaçanik	1	0	0	2	1	1	2	1	1	1	2	6
13	Kamenice/ Kamenica	0	1	0	1	1	1	2	1	0	1	2	6
14	Kline/Klina	1	0	0	2	1	0	1	1	1	0	2	5
15	Klokot Vrbovac/ Klokot Vërbovc	0	0	0	0	1	1	1	1	1	1	3	5
16	Leposavić/ Leposaviq	0	0	1	1	1	0	1	1	1	0	2	3
17	Lipjan/Lipljan	1	1	0	2	1	1	2	1	1	1	2	6
18	Malishevë/Mališevo	1	1	0	2	0	1	1	1	0	0	1	5
19	Mamushë/Mamuša	0	0	0	0	0	0	0	0	0	0	0	0
20	Mitrovicë e jugut/ Južna Mitrovica	1	0	0	2	1	1	1	1	1	1	2	5
21	Novo Brdo/ Novobërdë	0	1	0	1	0	1	1	1	0	0	2	4
22	Obiliq/Obilić	1	1	1	2	1	1	2	1	1	1	3	7
23	Parteš/Partesh	0	0	0	0	0	0	0	1	0	0	1	1
24	Pejë/Peć	1	0	1	2	1	1	1	1	1	0	2	6
25	Podujevë/Podujevo	1	1	0	2	1	1	2	1	1	0	2	6
26	Prishtinë/Priština	1	1	0	2	1	1	1	1	1	1	3	6
27	Prizren/Prizren	1	0	0	2	1	1	2	1	0	0	2	5
28	Rahovec/ Orahovac	1	1	0	2	1	1	2	1	0	0	2	6
29	Ranilug/Ranillug	0	0	0	1	1	0	1	1	0	1	2	4
30	Severna Mitrovica/ Mitrovica e Veriut	0	0	0	0	1	0	1	0	0	1	1	2
31	Shtime/Štimlje	1	0	0	2	1	1	2	1	1	1	2	6
32	Skenderaj/Srbica	1	1	0	2	1	1	2	1	1	1	2	6
33	Štrpce/Shtërpcë	0	0	0	0	0	0	0	0	0	0	0	1
34	Suharekë/ Suva Reka	0	1	0	1	1	1	1	1	0	1	2	5
35	Viti/Vitina	1	0	0	2	1	0	1	1	1	1	2	5
36	Vushtrri/Vučitrn	1	1	0	2	1	1	2	1	0	0	2	5
37	Zubin Potok/ Zubin Potok	0	0	0	0	0	0	0	0	1	0	1	1
38	Zvečan/Zveçan	0	0	0	0	1	1	2	1	1	1	3	5
	Average	0.67	0.49	0.29	1.45	0.74	0.57	1.30	0.79	0.56	0.48	1.83	4.58

Municipality		Service delivery														3. Total	Total
		I			II							III					
		IP22	IP23	Tot VII	IP24	IP25	IP26	Tot VIII	IP27	IP28	Tot IX	IP29	IP30	Tot IX			
1	Deçan/Deçane	4	2	6	0	3	2	5	0	2	2	0	0	0	13	49	
2	Dragash/Dragaş	0	0	0	0	0	0	0	0	0	0	0	0	0	0	0	
3	Ferizaj/Uroševac	4	2	6	0	3	2	5	0	2	2	1	3	4	17	55	
4	Fushë Kosovë/ Kosovo Polje	2	2	4	0	3	1	4	0	4	4	1	5	6	18	45	
5	Gjakovë/ Gjakovica	4	1	5	0	1	1	2	0	2	2	0	3	3	12	51	
6	Gjilan/Gnjilane	4	2	6	0	3	1	4	0	2	2	1	5	6	18	64	
7	Glogovc/ Glogovac	4	2	6	0	3	2	5	0	4	4	1	5	6	21	72	
8	Gračanica/Gračanice	0	0	0	0	0	2	2	0	0	0	0	0	0	2	38	
9	Hani i Elezit/ Elez Han	4	2	6	0	1	0	1	0	2	2	1	3	4	13	53	
10	Istog/Istok	4	2	6	0	3	2	5	0	2	2	1	0	1	14	53	
11	Junik/Junik	4	2	6	0	3	0	3	0	4	4	3	5	8	21	63	
12	Kaçanik/Kaçanik	4	2	6	0	1	1	2	0	2	2	1	0	1	11	59	
13	Kamenice/ Kamenica	4	2	6	0	1	2	3	0	2	2	3	5	8	19	55	
14	Kline/Klina	4	2	6	3	3	1	7	0	2	2	3	1	4	19	58	
15	Klokot Vrbovac/ Klokot Vërbovc	4	2	6	0	0	0	0	0	0	0	3	0	3	9	46	
16	Leposavić/ Leposaviq	4	2	6	0	0	2	2	0	0	0	0	0	0	8	32	
17	Lipjan/Lipljan	4	1	5	0	3	1	4	0	0	0	3	3	6	15	65	
18	Malishevë/Mališevo	4	1	5	0	3	0	3	0	2	2	3	0	3	13	42	
19	Mamushë/Mamuša	0	0	0	0	0	0	0	0	0	0	0	0	0	0	0	
20	Mitrovicë e jugut/ Južna Mitrovica	4	2	6	0	3	2	5	0	2	2	3	1	4	17	57	
21	Novo Brdo/ Novobërdë	4	2	6	1	0	0	1	0	0	0	3	0	3	10	34	
22	Obiliq/Obilić	4	2	6	0	3	2	5	0	0	0	3	5	8	19	65	
23	Parteš/Partesh	4	2	6	0	0	2	2	0	0	0	1	0	1	9	24	
24	Pejë/Peć	4	2	6	1	3	0	4	0	2	2	1	3	4	16	61	
25	Podujevë/Podujevo	4	0	4	0	3	0	3	0	4	4	0	0	0	11	37	
26	Prishtinë/Priština	0	1	1	1	1	0	2	0	2	2	1	3	4	9	46	
27	Prizren/Prizren	4	0	4	1	3	2	6	0	2	2	0	1	1	13	40	
28	Rahovec/ Orahovac	4	2	6	0	3	2	5	0	2	2	3	5	8	21	68	
29	Ranilug/Ranillug	4	2	6	0	0	0	0	0	0	0	3	0	3	9	31	
30	Sevema Mitrovica/ Mitrovica e Veriut	4	2	6	0	0	0	0	0	0	0	0	0	0	6	10	
31	Shtime/Štimlje	4	2	6	0	3	2	5	0	2	2	0	3	3	16	50	
32	Skenderaj/Srbica	4	2	6	1	3	2	6	0	2	2	1	0	1	15	57	
33	Štrpce/Shtërpçë	0	1	1	0	3	0	3	0	0	0	0	0	0	4	4	
34	Suharekë/ Suva Reka	4	2	6	0	3	1	4	0	4	4	1	3	4	18	50	
35	Viti/Vitina	4	2	6	0	1	1	2	0	2	2	1	3	4	14	46	
36	Vushtri/Vuçitri	4	2	6	0	3	2	5	0	2	2	1	5	6	19	57	
37	Zubin Potok/ Zubin Potok	0	0	0	0	0	0	0	0	0	0	0	0	0	0	11	
38	Zvečan/Zvečan	4	0	4	3	0	2	5	0	0	0	3	0	3	12	37	
	Average	3.32	1.50	4.82	0.29	1.82	1.05	3.16	0.00	1.53	1.53	1.32	1.84	3.16	12.66	44.34	

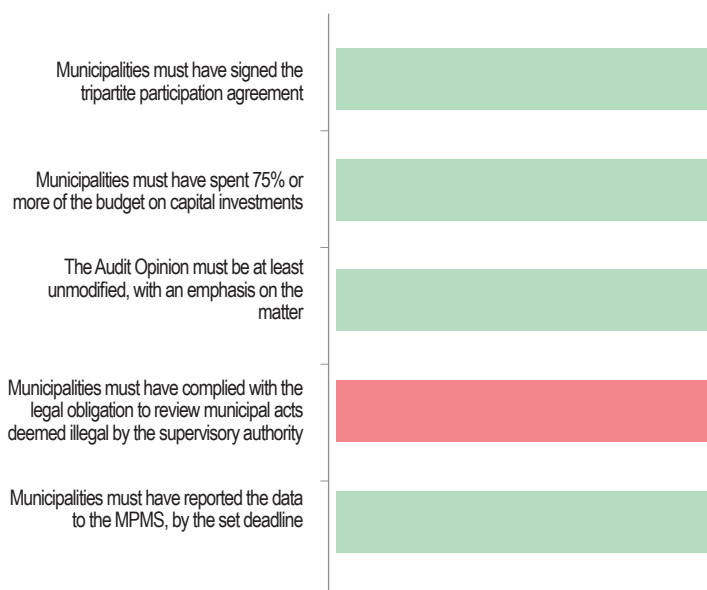
Annex 3: Summary of the result of the individual performance of the municipalities

Summary of results for 2019 for the Municipal Performance Grant - Municipality of Deçan/Deçane

Assessment of minimum conditions for 2019

The Municipality of Deçan/Deçane has not been qualified for the Municipal Performance Grant for 2021.

Minimum condition number 2 (municipalities must have reviewed legal acts deemed illegal by supervisory bodies, according to legal requirements) has not been fulfilled.



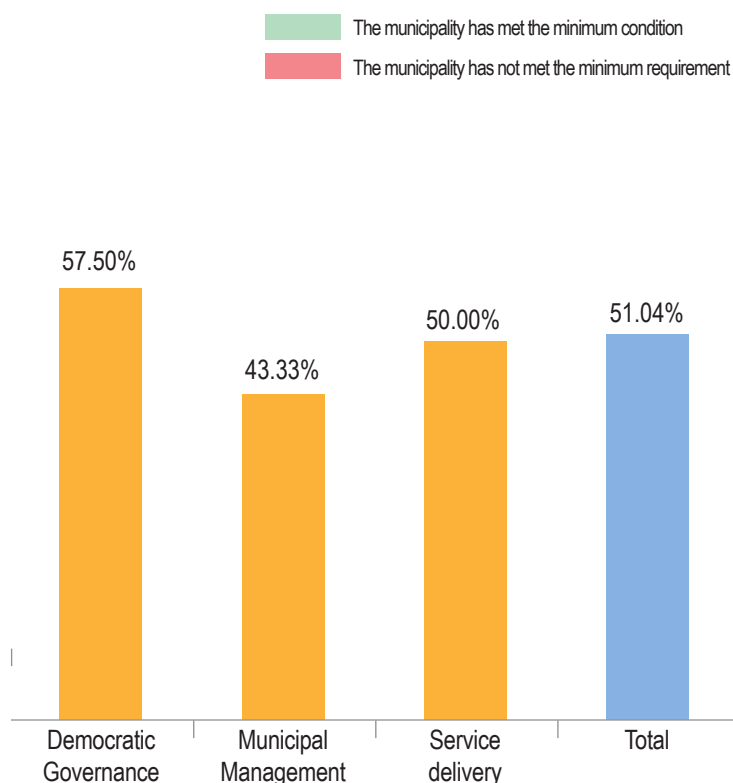
Assessment of performance indicators for 2019

The average performance of the Municipality of Deçan/Deçane in the 29 assessed indicators is 49 points out of 96 possible points (51.04%).

The average performance in 13 indicators assessed under the topic of 'Democratic Governance' is 23 out of a total of 40 possible points (57.50%).

The average performance in the 8 indicators assessed under the topic of 'Municipal Management' is 13 points out of 30 possible points in this field (43.33%).

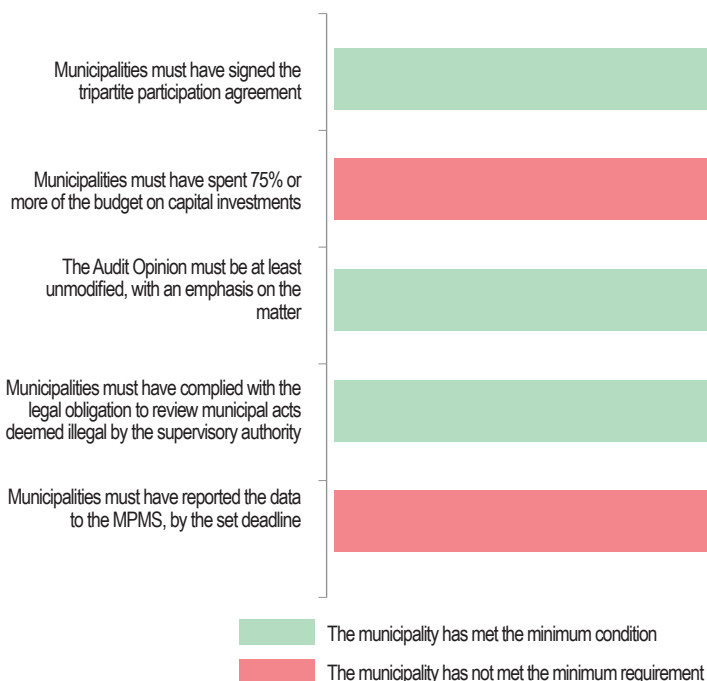
The average performance in the 8 indicators assessed under the topic of 'Service Delivery' is 13 points out of 26 possible points (50%).



Summary of results for 2019 for the Municipal Performance Grant - Municipality of Dragash/Dragaš

Assessment of minimum conditions for 2019

The Municipality of Dragash/Dragaš has not been qualified for the Municipal Performance Grant for 2021. Minimum condition number 1 (municipalities must have reported data to the MPMS within the specified deadline) and minimum condition number 4 (level of budget spending of at least 75% for capital investments for 2019) have not been fulfilled. The Municipality did not report data to the MPMS within the specified deadline and has spent 56% of the budget for capital investment.



Assessment of performance indicators for 2019

The average performance of the Municipality of Dragash/Dragaš in the 29 assessed indicators is 0 points out of 96 possible points (0%).

The average performance in the 13 indicators assessed under the topic 'Democratic Governance' is 0 points out of 40 possible points (0%).

The average performance in the 6 indicators assessed under the topic 'Municipal Management' is 0 points out of 30 possible points (0%).

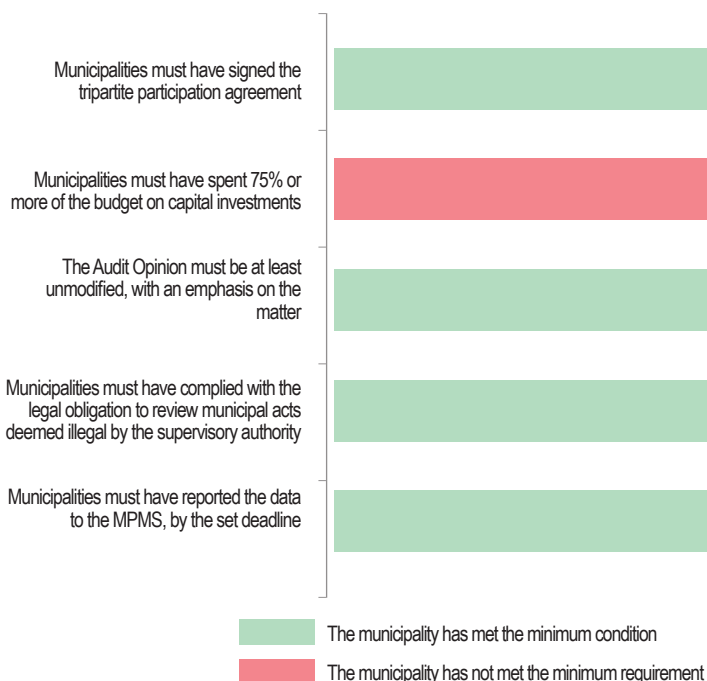
The average performance in the 4 indicators assessed under the topic 'Service Delivery' is 0 points out of 26 possible points (0%).

Summary of results for 2019 for the Municipal Performance Grant - Municipality of Ferizaj/Uroševac

Assessment of minimum conditions for 2019

The Municipality of Ferizaj/Uroševac has not been qualified for the Municipal Performance Grant for 2021.

Minimum condition number 4 (level of budget spending of at least 75% for capital investments for 2019) has not been fulfilled. The Municipality has spent 71% of the budget for capital investments.



Assessment of performance indicators for 2019

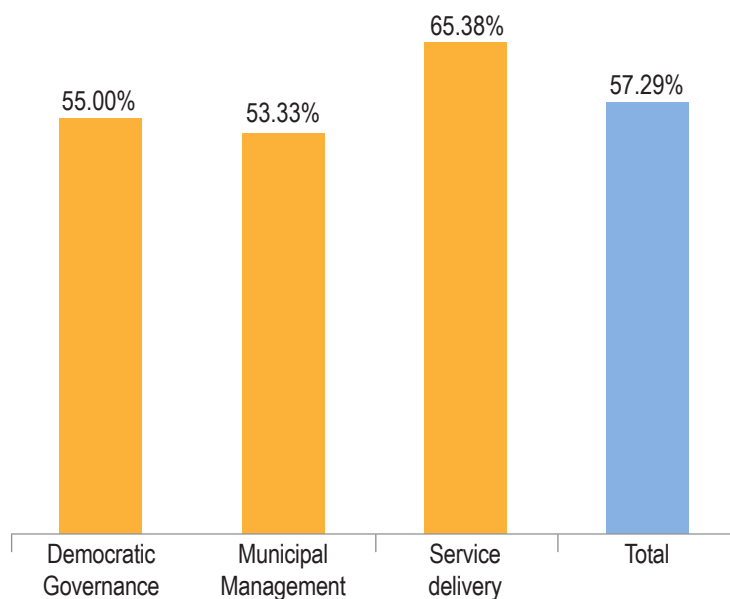
The average performance of the Municipality of Ferizaj/Uroševac in the 29 assessed indicators is 55 points out of 96 possible points (57.29%).

The average performance in the 13 indicators assessed under the topic 'Democratic Governance' is 22

points out of 40 possible points (55%).

The average performance in the 8 indicators assessed under the topic 'Municipal Management' is 16 points out of 30 possible points (53.33%).

The average performance in the 8 indicators assessed under the field 'Service Delivery' is 17 points out of 26 possible points (65.38%).

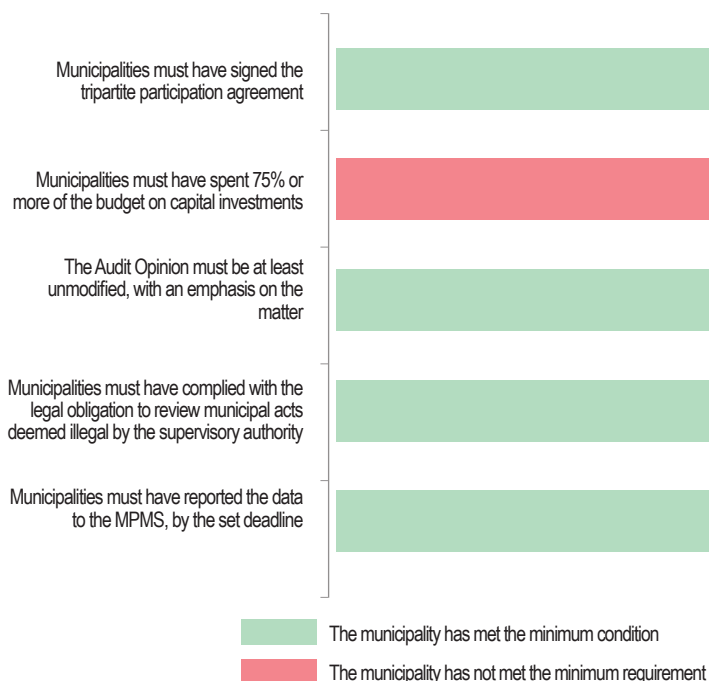


Summary of results for 2019 for the Municipal Performance Grant – Municipality of Fushë Kosovë/Kosovo Polje

Assessment of minimum conditions for 2019

The Municipality of Fushë Kosovë/Kosovo Polje has not been qualified for the Municipal Performance Grant for 2021.

Minimum condition number 4 (level of budget spending of at least 75% for capital investments for 2019) has not been fulfilled. The Municipality has spent 67% of the budget for capital investments.



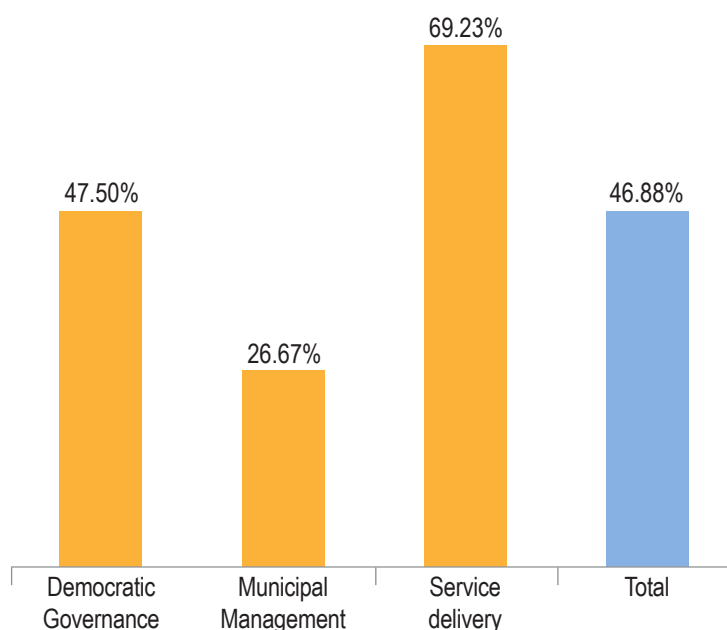
Assessment of performance indicators for 2019

The average performance of the Municipality of Fushë Kosovë/Kosovo Polje in the 29 assessed indicators is 45 points out of 96 possible points (46.88%).

The average performance in the 13 indicators assessed under the topic 'Democratic Governance' is 19 points out of 40 possible points (47.50%).

The average performance in the 8 indicators assessed under the topic 'Municipal Management' is 8 points out of 30 possible points (26.67%).

The average performance in the 8 indicators assessed under the topic 'Service Delivery' is 18 points out of 26 possible points (69.23%).

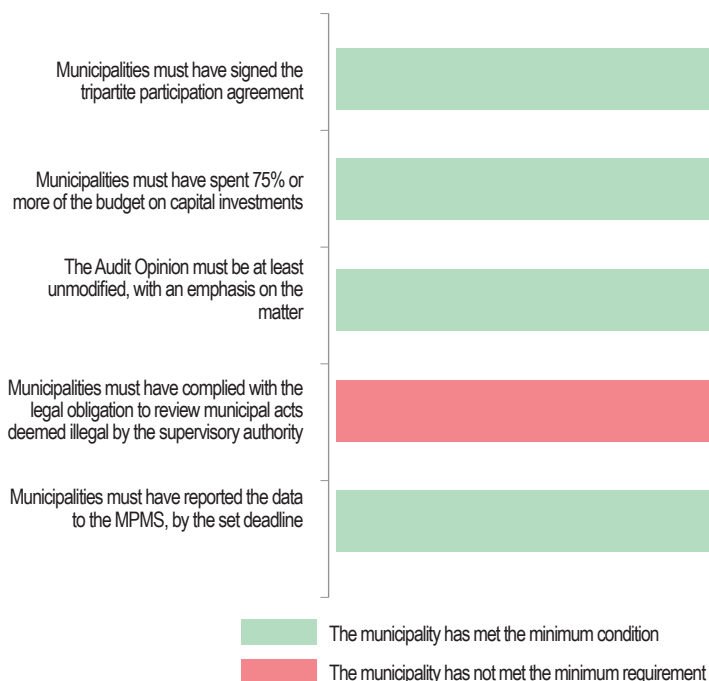


Summary of results for 2019 for the Municipal Performance Grant – Municipality of Gjakova/Djakovica

Assessment of minimum conditions for 2019

The Municipality of Gjakova/Djakovica has not been qualified for the Municipal Performance Grant for 2021.

Minimum condition number 2 (municipalities must have reviewed legal acts deemed illegal by supervisory bodies, according to legal requirements) has not been fulfilled.



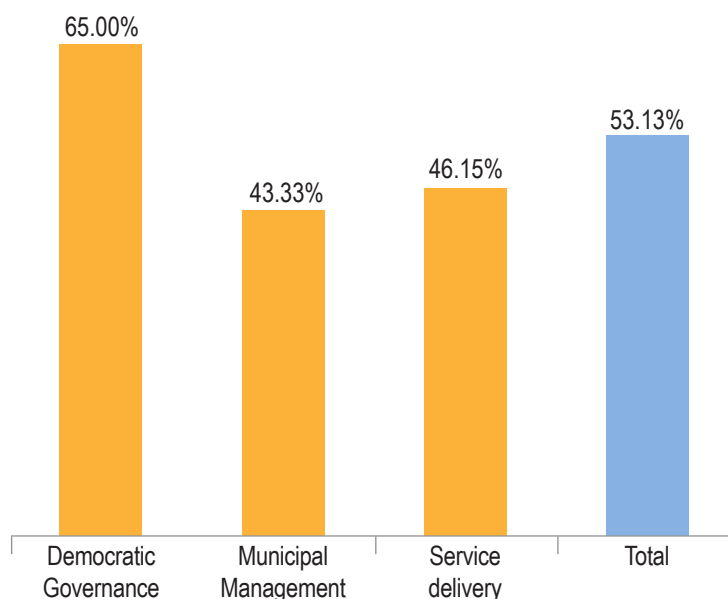
Assessment of performance indicators for 2019

The average performance of the Municipality of Gjakova/Djakovica in the 29 assessed indicators is 51 points out of 96 possible points (53.13%).

The average performance in the 13 indicators assessed under the topic 'Democratic Governance' is 26 points out of 40 possible points (65%).

The average performance in the 8 indicators assessed under the topic 'Municipal Management' is 13 points out of 30 possible points (43.33%).

The average performance in the 8 indicators assessed under the topic 'Service Delivery' is 12 points out of 26 possible points (46.15%).

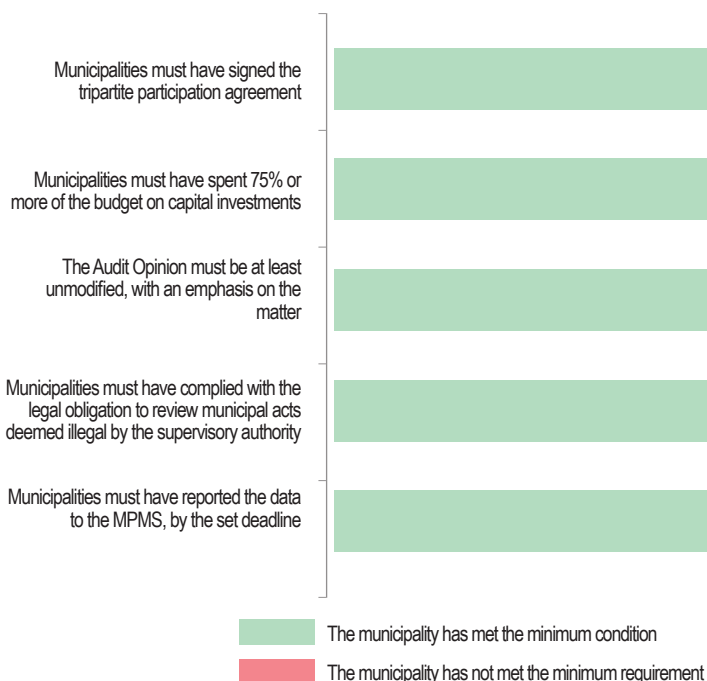


Summary of results for 2019 for the Municipal Performance Grant - Municipality of Gjilan/Gnjilane

Assessment of minimum conditions for 2019

The Municipality of Gjilan/Gnjilane has been qualified for the Municipal Performance Grant for 2021.

The Municipality has fulfilled the five minimum conditions.



Assessment of performance indicators for 2019

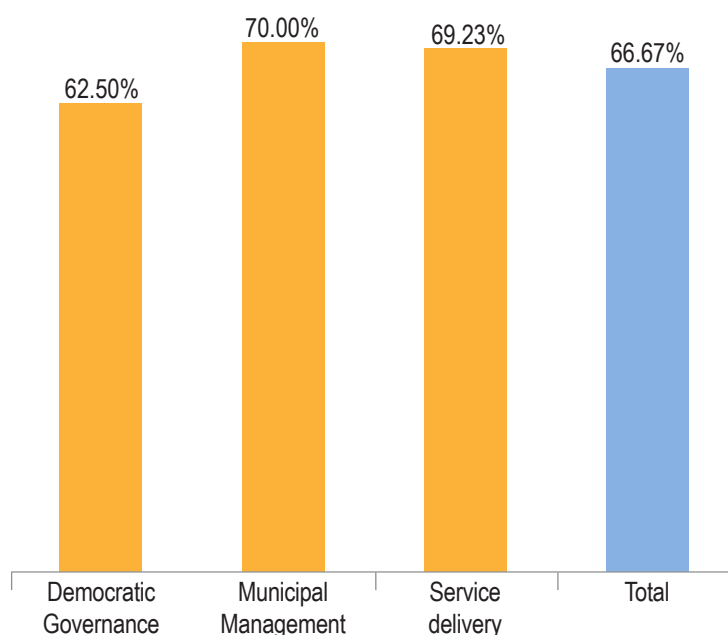
The average performance of the Municipality of Gjilan/Gnjilane in the 29 assessed indicators is 64 points out of 96 possible points (66.67%).

The average performance in the 13

indicators assessed under the topic 'Democratic Governance' is 25 points out of 40 possible points (62.50%).

The average performance in the 8 indicators assessed under the topic 'Municipal Management' is 21 points out of 30 possible points (70%).

The average performance in the 8 indicators assessed under the topic 'Service Delivery' is 18 points out of 26 possible points in this topic (69.23%).

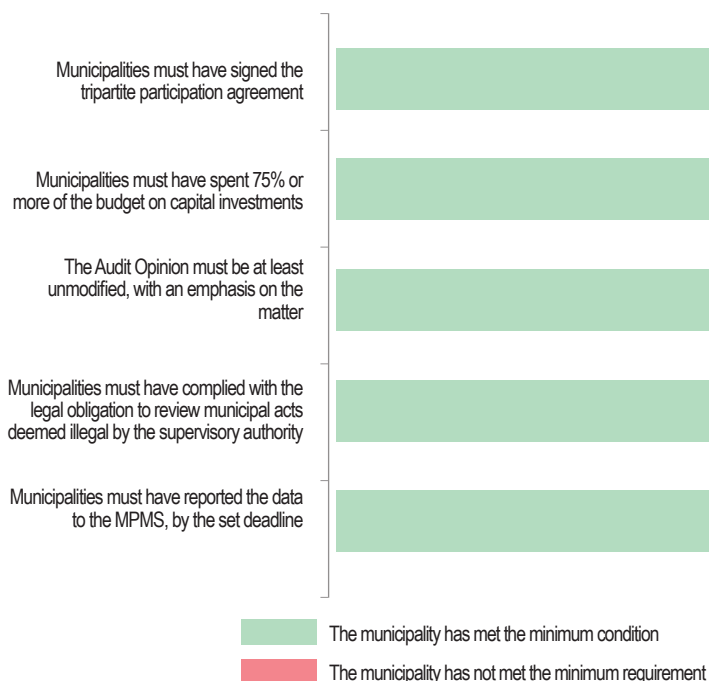


Summary of results for 2019 for the Municipal Performance Grant – Municipality of Glogovc/Glogovac

Assessment of minimum conditions for 2019

The Municipality of Glogovc/Glogovac has been qualified for the Municipal Performance Grant for 2021.

The Municipality has fulfilled the five minimum conditions.



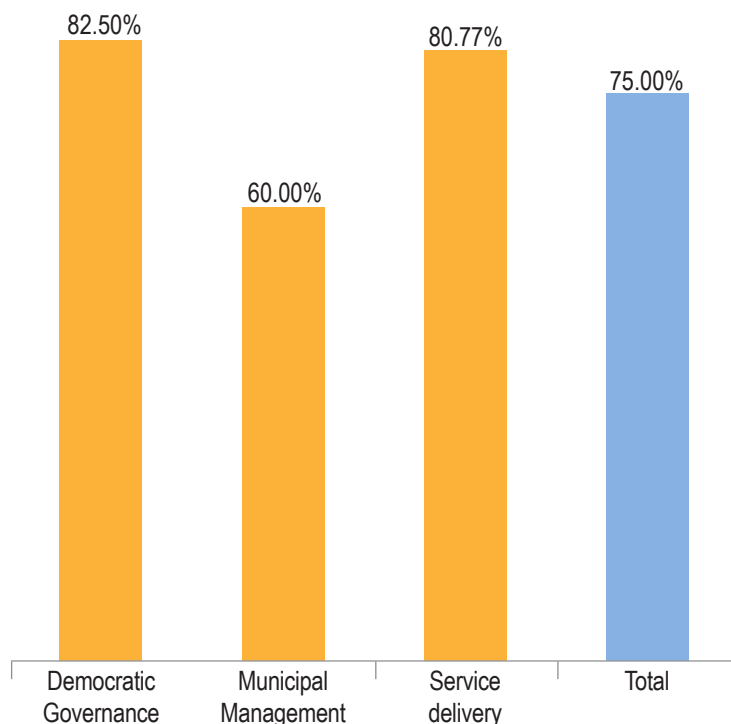
Assessment of performance indicators for 2019

The average performance of the Municipality of Glogovc/Glogovac in the 29 assessed indicators is 72 points out of 96 possible points (75%).

The average performance in the 13 indicators assessed under the topic 'Democratic Governance' is 33 points out of 40 possible points (82.50%).

The average performance in the 8 indicators assessed under the topic 'Municipal Management' is 18 points out of 30 possible points (60%).

The average performance in the 8 indicators assessed under the topic 'Service Delivery' is 21 points out of 26 possible points (80.77%).

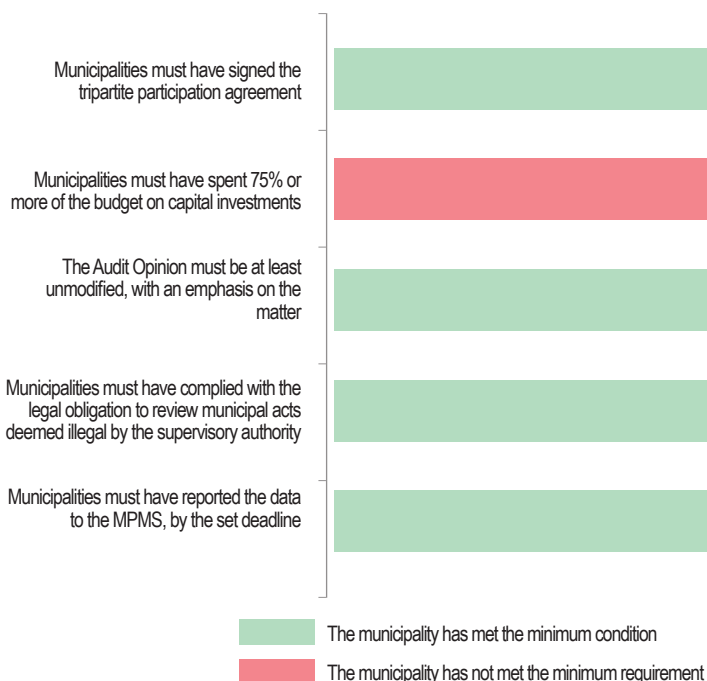


Summary of results for 2019 for the Municipal Performance Grant – Municipality of Gračanice/Gračanica

Assessment of minimum conditions for 2019

The Municipality of Gračanice/Gračanica has not been qualified for the Municipal Performance Grant for 2021.

Minimum condition number 4 (level of budget spending of at least 75% for capital investments for 2019) has not been fulfilled. The Municipality has spent 52% of the budget on capital investments.



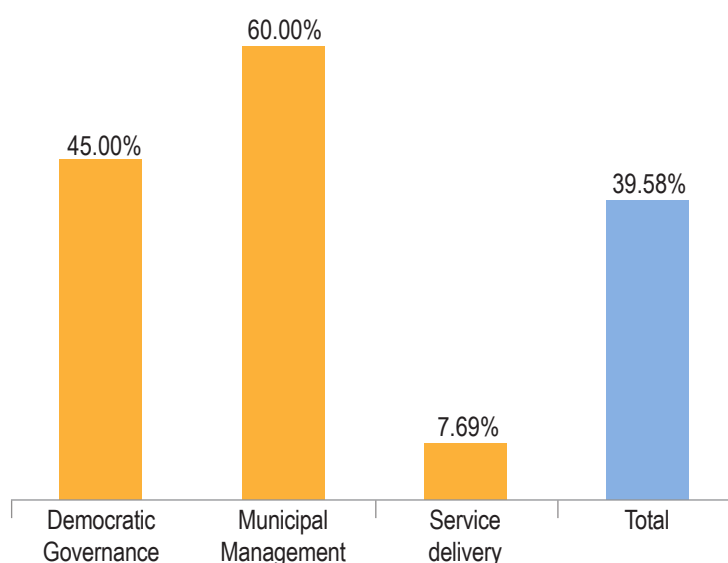
Assessment of performance indicators for 2019

The average performance of the Municipality of Gračanice/Gračanica in the 29 assessed indicators is 38 points out of 96 possible points (39.58%).

The average performance in the 13 indicators assessed under the topic 'Democratic Governance' is 18 points out of 40 possible points (45%).

The average performance in the 8 indicators assessed under the topic 'Municipal Management' is 18 points out of 30 possible points (60%).

The average performance in the 8 indicators assessed under the topic 'Service Delivery' is 2 points out of 26 possible points (7.69%).

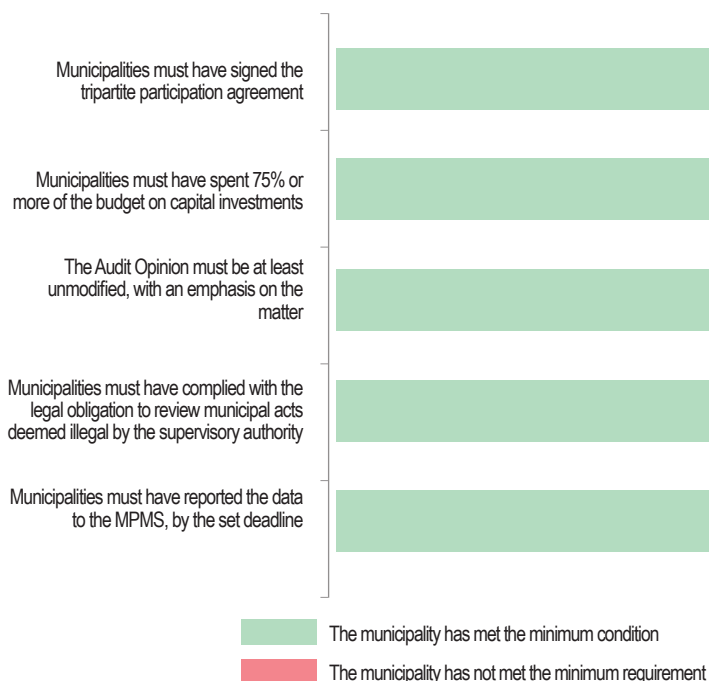


Summary of results for 2019 for the Municipal Performance Grant - Municipality of Hani i Elezit/Elez Han

Assessment of minimum conditions for 2019

The Municipality of Hani i Elezit/Elez Han has been qualified for the Municipal Performance Grant for 2021.

The Municipality has fulfilled the five minimum conditions.



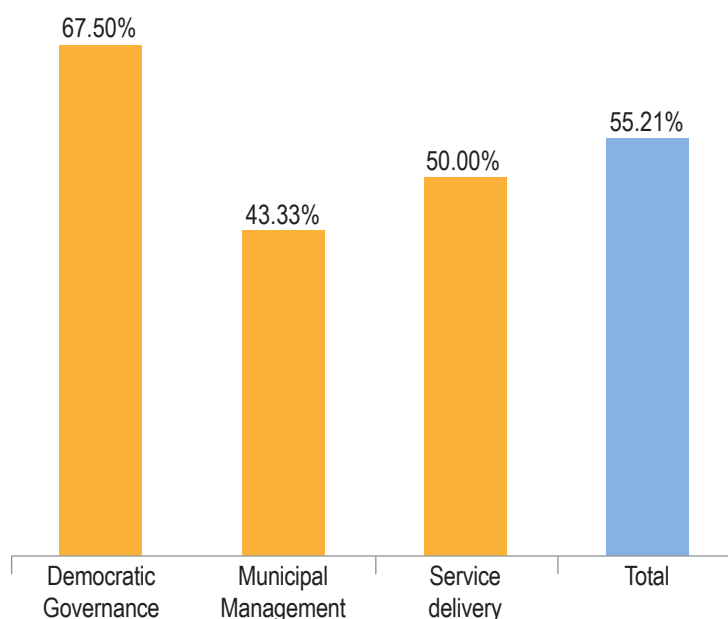
Assessment of performance indicators for 2019

The average performance of the Municipality of Hani i Elezit/Elez Han in the 29 assessed indicators is 53 points out of 96 possible points (55.21%).

The average performance in the 13 indicators assessed under the topic 'Democratic Governance' is 27 points out of 40 possible points (67.50%).

The average performance in the 8 indicators assessed under the topic 'Municipal Management' is 13 points out of 30 possible points in this topic (43.33%).

The average performance in the 8 indicators assessed under the topic 'Service Delivery' is 13 points out of 26 possible points in this topic (50%).

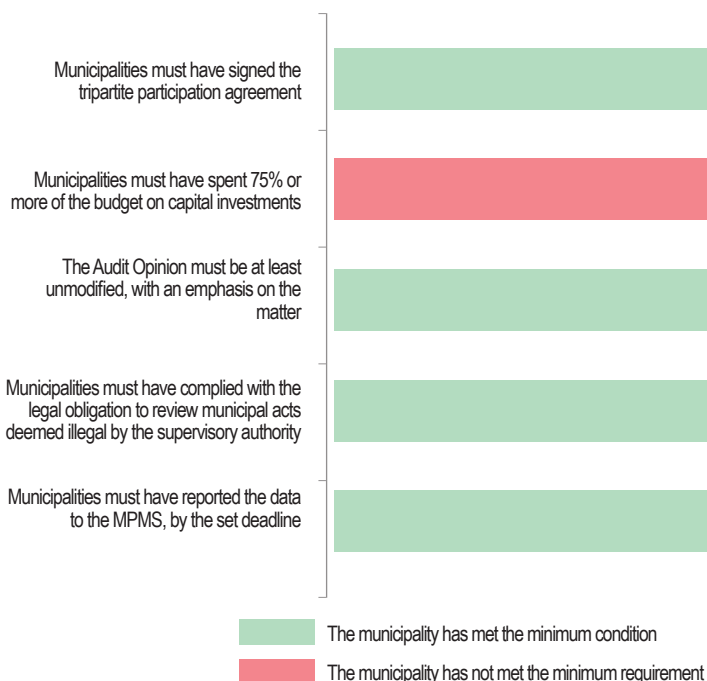


Summary of results for 2019 for the Municipal Performance Grant – Municipality of Istog/Istok

Assessment of minimum conditions for 2019

The Municipality of Istog/Istok has not been qualified for the Municipal Performance Grant for 2021.

Minimum condition number 4 (level of budget spending of at least 75% for capital investments for 2019) has not been fulfilled. The Municipality has spent 42% of the budget on capital investments.



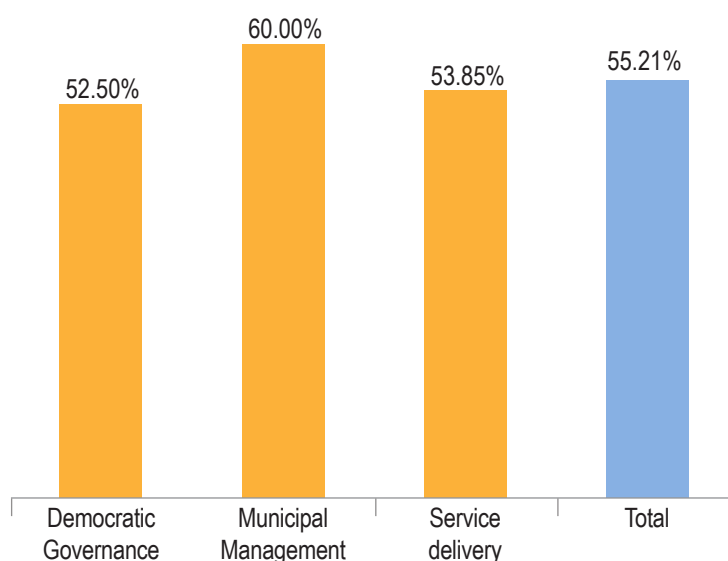
Assessment of performance indicators for 2019

The average performance of the Municipality of Istog/Istok in the 29 assessed indicators is 53 points out of 96 possible points (55.21%).

The average performance in the 13 indicators assessed under the topic 'Democratic Governance' is 21 points out of 40 possible points (52.50%).

The average performance in the 8 indicators assessed under the topic 'Municipal Management' is 18 points out of 30 possible points (60%).

The average performance in the 8 indicators assessed under the topic 'Service Delivery' is 14 points out of 26 possible points (53.85%).

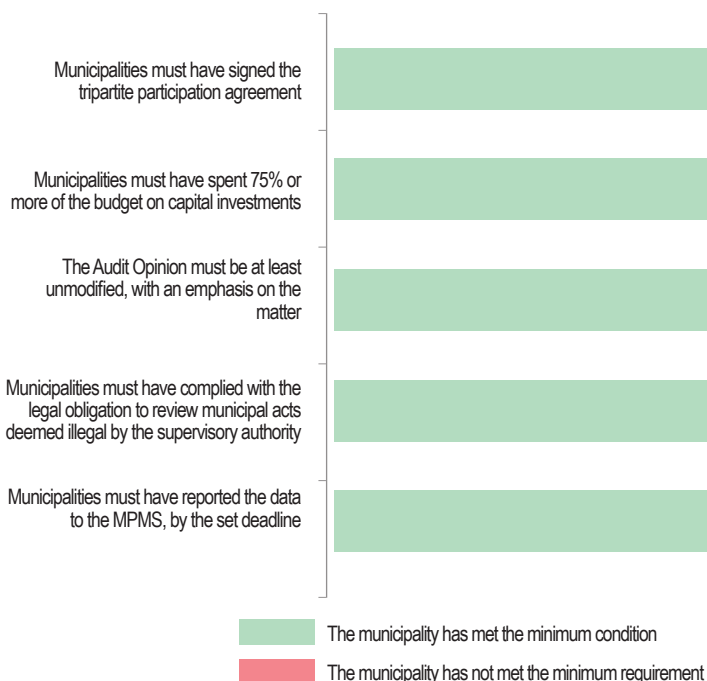


Summary of results for 2019 for the Municipal Performance Grant – Municipality of Junik

Assessment of minimum conditions for 2019

The Municipality of Junik has been qualified for the Municipal Performance Grant for 2021.

The Municipality has fulfilled the five minimum conditions.



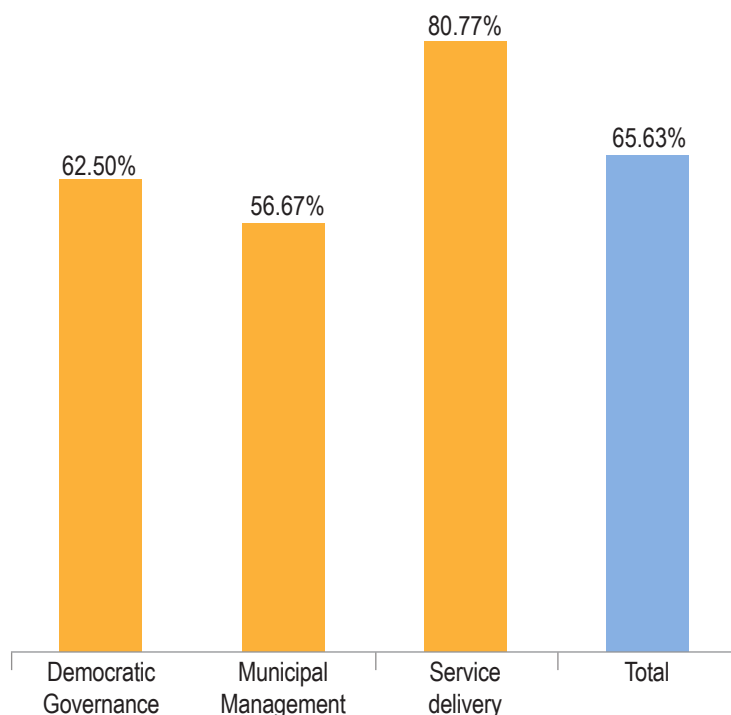
Assessment of performance indicators for 2019

The average performance of the Municipality of Junik in the 29 assessed indicators is 63 points out of 96 possible points (65.63%).

The average performance in the 13 indicators assessed under the topic 'Democratic Governance' is 25 points out of 40 possible points (62.50%).

The average performance in the 8 indicators assessed under the topic 'Municipal Management' is 17 points out of 30 possible points (56.67%).

The average performance in the 8 indicators assessed under the topic 'Service Delivery' is 21 points out of 26 possible points (80.77%).



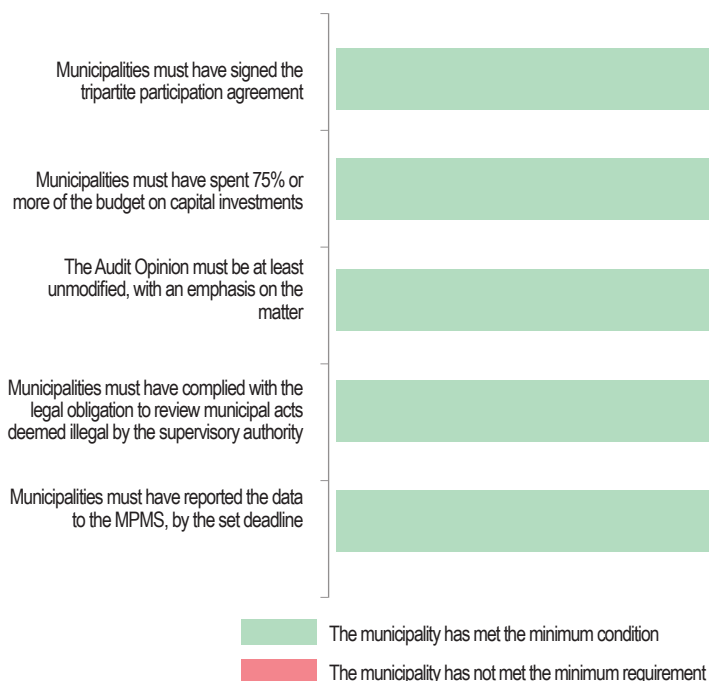
Summary of results for 2019 for the Municipal Performance Grant – Municipality of Kačanik/Kaçanik

Assessment of minimum conditions for 2019

The Municipality of Kačanik/Kaçanik

has been qualified for the Municipal Performance Grant for 2021.

The Municipality has fulfilled the five minimum conditions.



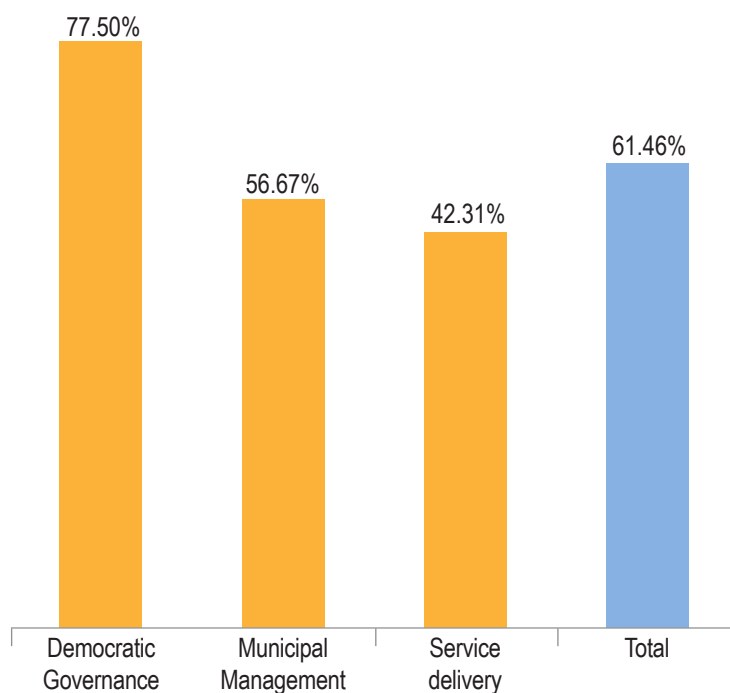
Assessment of performance indicators for 2019

The average performance of the Municipality of Kačanik/Kaçanik in the 29 assessed indicators is 59 points out of 96 possible points (61.46%).

The average performance in the 13 indicators assessed under the topic 'Democratic Governance' is 31 points out of 40 possible points (77.50%).

The average performance in the 8 indicators assessed under the topic 'Municipal Management' is 17 points out of 30 possible points (56.67%).

The average performance in the 8 indicators assessed under the topic 'Service Delivery' is 11 points out of 26 possible points (42.31%).

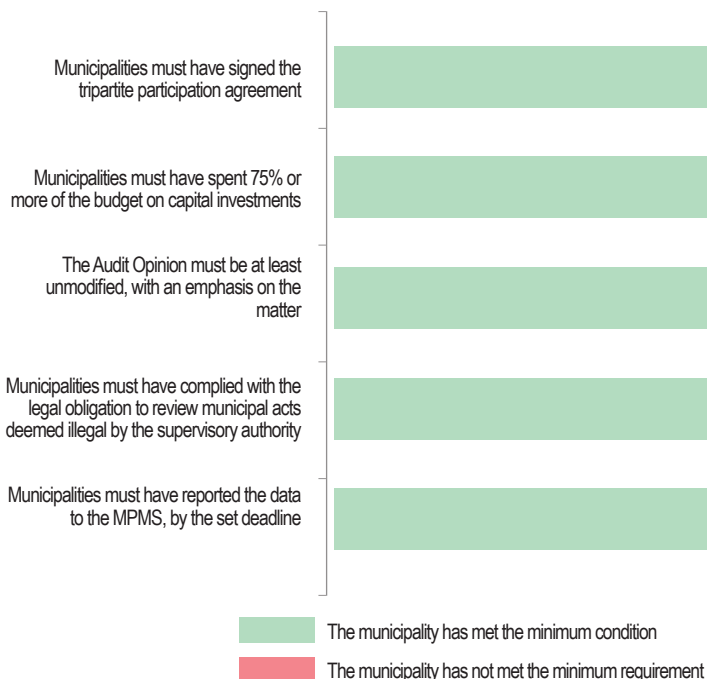


Summary of results for 2019 for the Municipal Performance Grant – Municipality of Kamenicë/Kamenica

Assessment of minimum conditions for 2019

The Municipality of Kamenicë/Kamenica has been qualified for the Municipal Performance Grant for 2021.

The Municipality has fulfilled the five minimum conditions.



Assessment of performance indicators for 2019

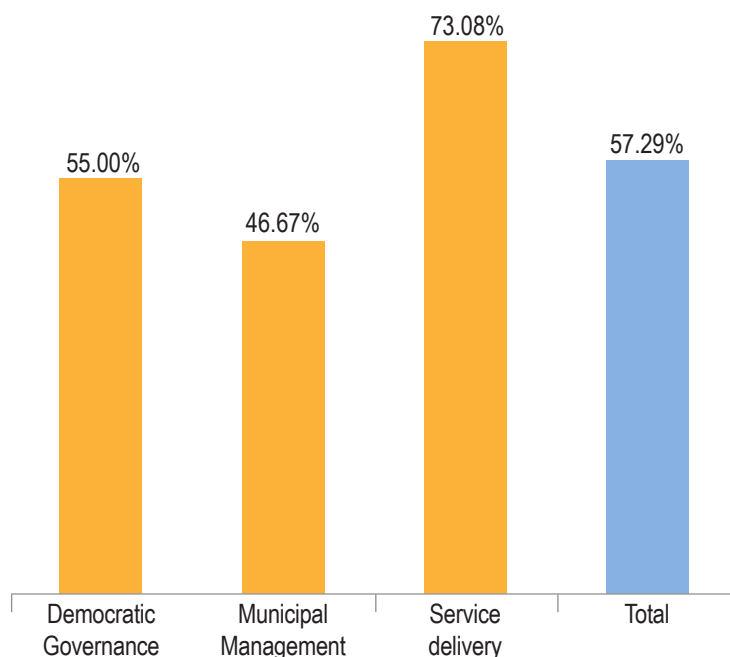
The average performance of the Municipality of Kamenicë/Kamenica in the 29 assessed indicators is 55 points out of 96 possible points (57.29%).

The average performance in the 13

indicators assessed under the topic 'Democratic Governance' is 22 points out of 40 possible points (55%).

The average performance in the 8 indicators assessed under the topic 'Municipal Management' is 14 points out of 30 possible points (46.67%).

The average performance in the 8 indicators assessed under the topic 'Service Delivery' is 19 points out of 26 possible points (73.08%).

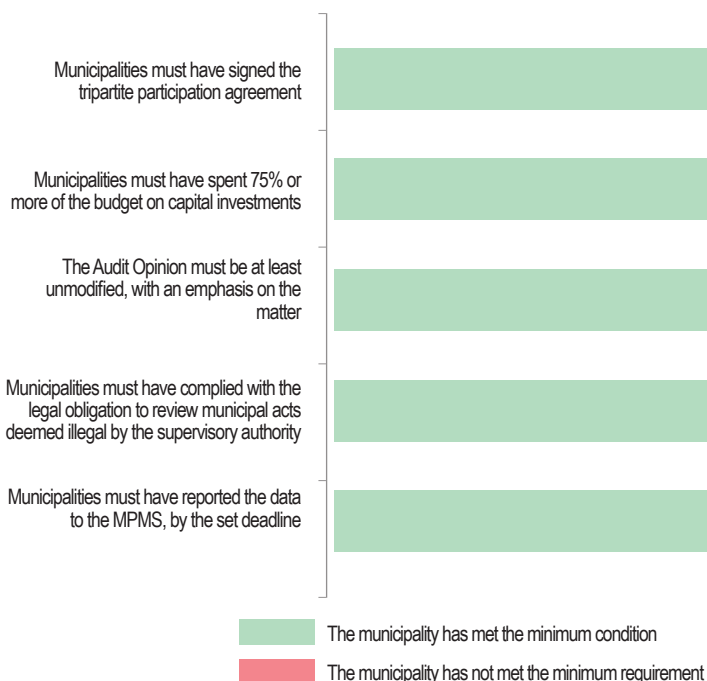


Summary of results for 2019 for the Municipal Performance Grant – Municipality of Klina

Assessment of minimum conditions for 2019

The Municipality of Klina has been qualified for the Municipal Performance Grant for 2021.

The Municipality has fulfilled the five minimum conditions.



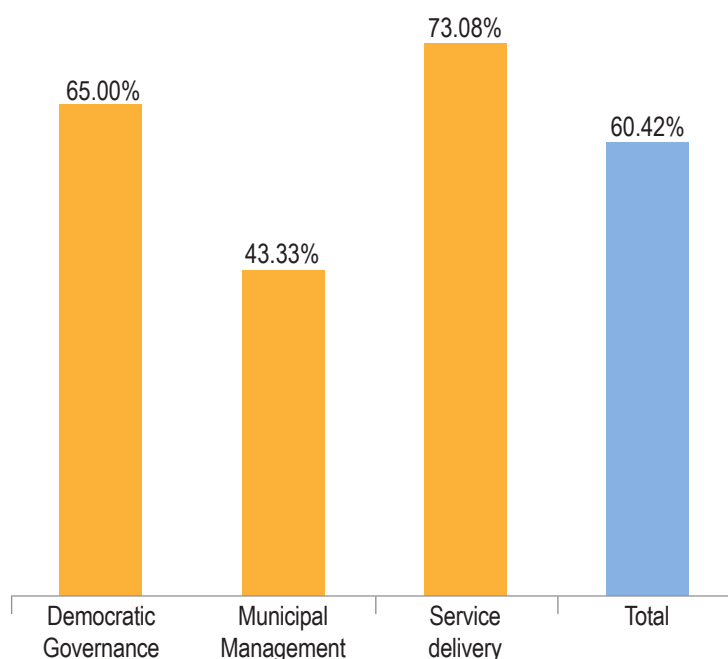
Assessment of performance indicators for 2019

The average performance of the Municipality of Klina in the 29 assessed indicators is 58 points out of 96 possible points (60.42%).

The average performance in the 13 indicators assessed under the topic 'Democratic Governance' is 26 points out of 40 possible points (65%).

The average performance in the 8 indicators assessed under the topic 'Municipal Management' is 13 points out of 30 possible points (43.33%).

The average performance in the 8 indicators assessed under the topic 'Service Delivery' is 19 points out of 26 possible points (73.08%).

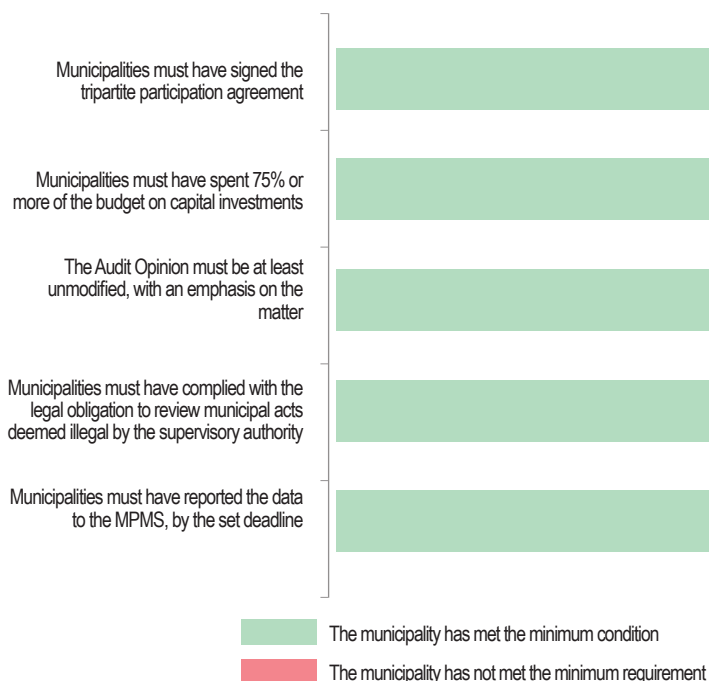


Summary of results for 2019 for the Municipal Performance Grant – Municipality of Killokot/Klokot

Assessment of minimum conditions for 2019

The Municipality of Killokot/Klokot has been qualified for the Municipal Performance Grant for 2021.

The Municipality has fulfilled the five minimum conditions.



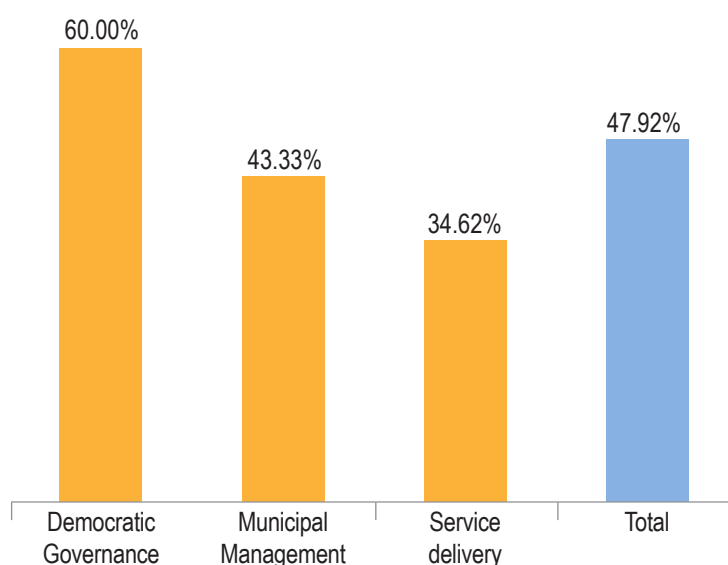
Assessment of performance indicators for 2019

The average performance of the Municipality of Killokot/Klokot in the 29 assessed indicators is 46 points out of 96 possible points (47.92%).

The average performance in the 13 indicators assessed under the topic 'Democratic Governance' is 24 points out of 40 possible points (60%).

The average performance in the 8 indicators assessed under the topic 'Municipal Management' is 13 points out of 30 possible points (43.33%).

The average performance in the 8 indicators assessed under the topic 'Service Delivery' is 9 points out of 26 possible points (34.62%).

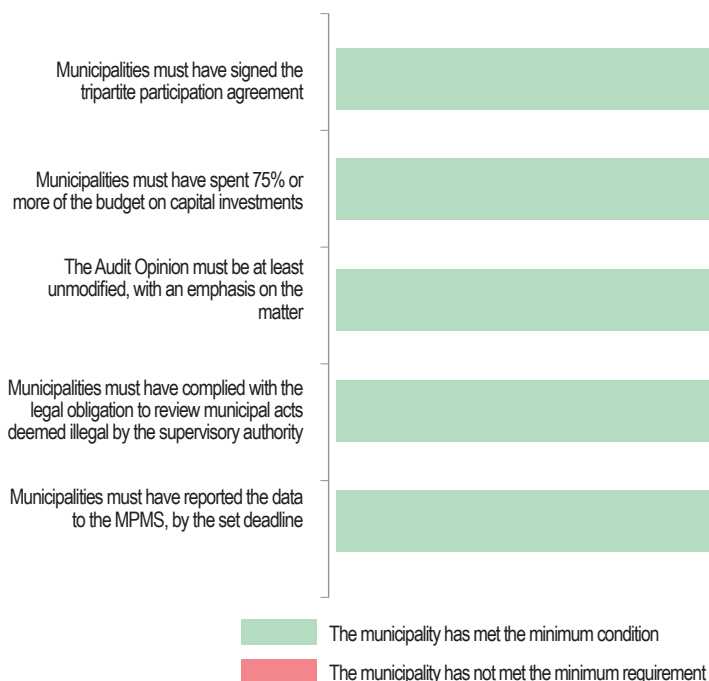


Summary of results for 2019 for the Municipal Performance Grant – Municipality of Leposaviq/Leposavić

Assessment of minimum conditions for 2019

The Municipality of Leposaviq/Leposavić has been qualified for the Municipal Performance Grant for 2021.

The Municipality has fulfilled the five minimum conditions.



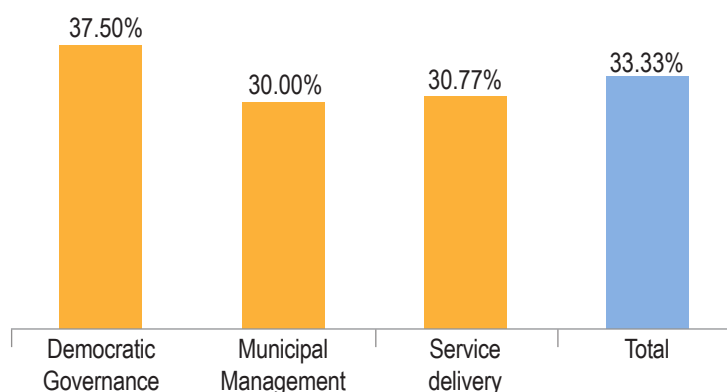
Assessment of performance indicators for 2019

The average performance of the Municipality of Leposaviq/Leposavić in the 29 assessed indicators is 32 points out of 96 possible points (33.33%).

The average performance in the 13 indicators assessed under the topic 'Democratic Governance' is 15 points out of 40 possible points (37.50%).

The average performance in the 8 indicators assessed under the topic 'Municipal Management' is 9 points out of 30 possible points (30%).

The average performance in the 8 indicators assessed under the topic 'Service Delivery' is 8 points out of 26 possible points (30.77%).

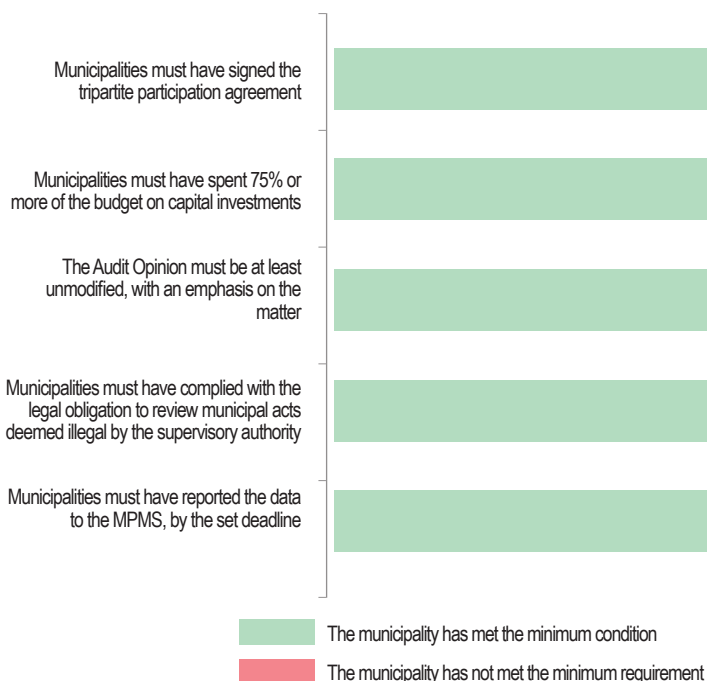


Summary of results for 2019 for the Municipal Performance Grant – Municipality of Lipjan/Lipljane

Assessment of minimum conditions for 2019

The Municipality of Lipjan/Lipljane has been qualified for the Municipal Performance Grant for 2021.

The Municipality has fulfilled the five minimum conditions.



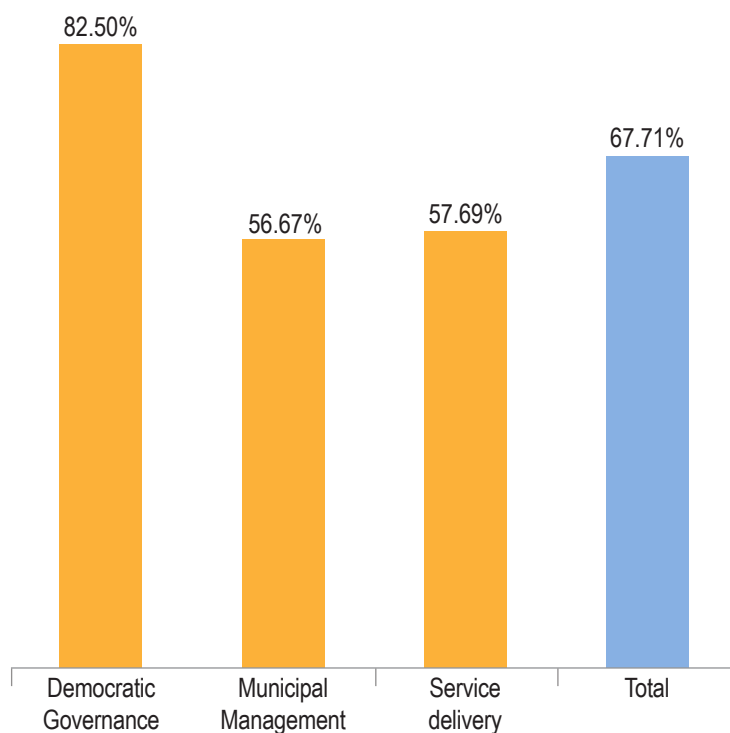
Assessment of performance indicators for 2019

The average performance of the Municipality of Lipjan/Lipljane in the 29 assessed indicators is 65 points out of 96 possible points (67.71%).

The average performance in the 13 indicators assessed under the topic 'Democratic Governance' is 33 points out of 40 possible points (82.50%).

The average performance in the 8 indicators assessed under the topic 'Municipal Management' is 17 points out of 30 possible points (56.67%).

The average performance in the 8 indicators assessed under the topic 'Service Delivery' is 15 points out of 26 possible points (57.69%).

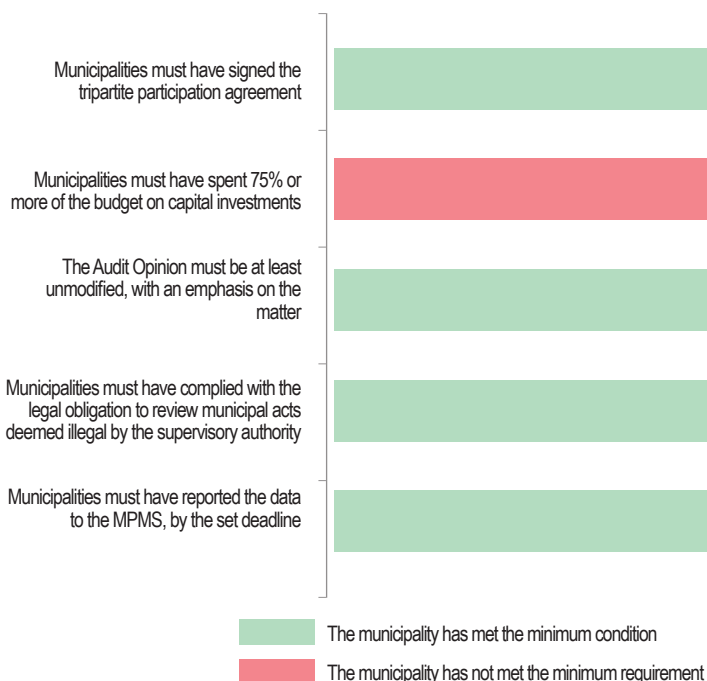


Summary of results for 2019 for the Municipal Performance Grant - Municipality of Malisheva/Mališevo

Assessment of minimum conditions for 2019

The Municipality of Malisheva has not been qualified for the Municipal Performance Grant for 2021.

Minimum condition number 4 (level of budget spending of at least 75% for capital investments for 2019) has not been fulfilled. The Municipality has spent 72% of the budget on capital investments.



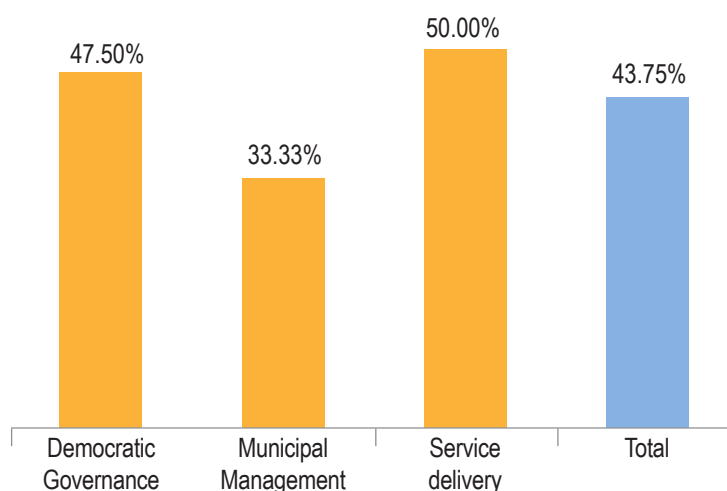
Assessment of performance indicators for 2019

The average performance of the Municipality of Malisheva/Mališevo in the 29 assessed indicators is 42 points out of a total of 96 possible points (43.75%).

The average performance in the 13 indicators assessed under the topic 'Democratic Governance' is 19 points out of a total of 40 possible points (47.50%).

The average performance in the 8 indicators assessed under the topic 'Municipal Management' is 10 points out of a total of 30 possible points (33.33%).

The average performance in the 8 indicators assessed under the topic 'Service Delivery' is 13 points out of a total of 26 possible points (50%).



Summary of results for 2019 for the Municipal Performance Grant - Municipality of Mamusha/Mamuša

Assessment of minimum conditions for 2019

The Municipality of Mamusha/Mamuša has not been qualified for the Municipal Performance Grant for 2021.

Minimum condition number 1 (municipalities must have reported data to the MPMS within the specified deadline) has not been fulfilled. Municipality did not report data to the MPMS for 2019.

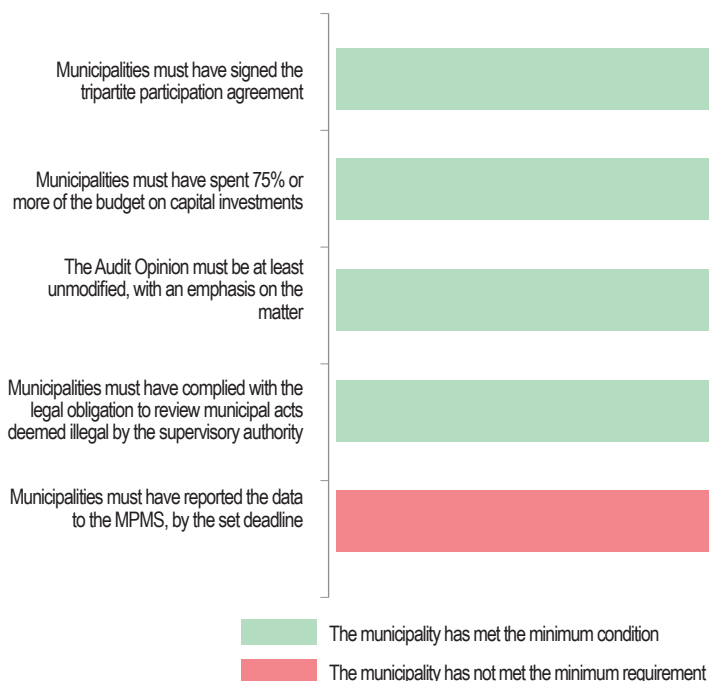
Assessment of performance indicators for 2019

The average performance of the Municipality of Mamusha/Mamuša in the 29 assessed indicators is 0 points out of a total of 96 possible points (0%).

The average performance in the 13 assessed indicators under the topic 'Democratic Governance' is 0 points out of a total of 40 possible points (0%).

The average performance in the 8 assessed indicators under the topic 'Municipal Management' is 0 points out of a total of 30 possible points (0%).

The average performance in the 8 assessed indicators under the topic 'Service Delivery' is 0 points out of a total of 26 possible points (0%).

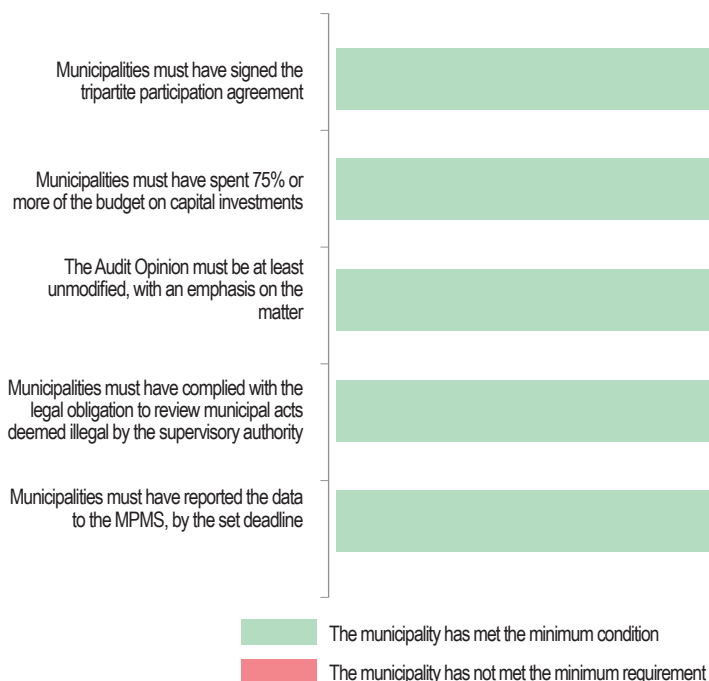


Summary of results for 2019 for the Municipal Performance Grant - Municipality of Mitrovica e Jugut/Južna Mitrovica

Assessment of minimum conditions for 2019

The Municipality of Mitrovica e Jugut/Južna Mitrovica has been qualified for the Municipal Performance Grant for 2021.

The municipality has fulfilled all five minimum conditions.



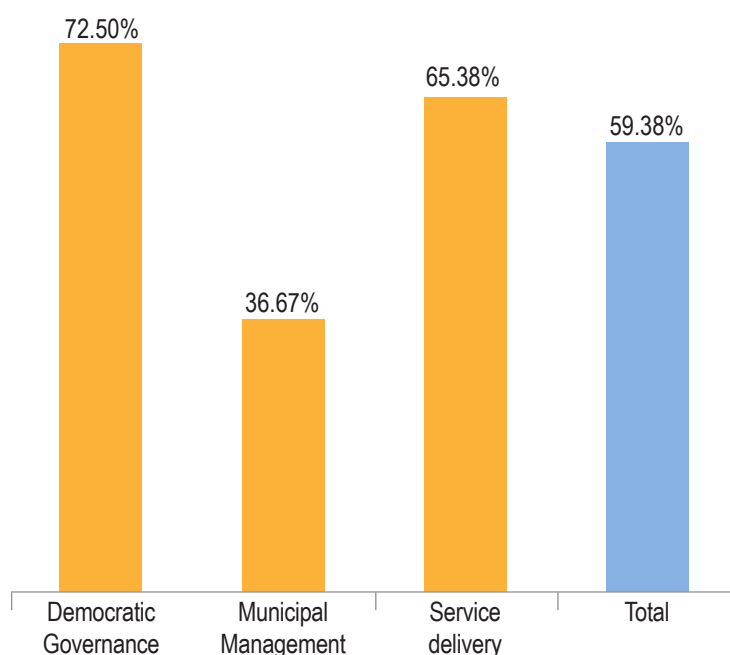
Assessment of performance indicators for 2019

The average performance of the Municipality of Mitrovica e Jugut/Južna Mitrovica in the 29 assessed indicators is 57 points out of a total of 96 possible points (59.38%).

The average performance in the 13 assessed indicators under the topic 'Democratic Governance' is 29 points out of a total of 40 possible points (72.50%).

The average performance in the 8 assessed indicators under the topic 'Municipal Management' is 11 points out of a total of 30 possible points (36.67%).

The average performance in the 8 assessed indicators under the topic 'Service Delivery' is 17 points out of a total of 26 possible points (65.38%).



Summary of results for 2019 for the Municipal Performance Grant - Municipality of Mitrovica e Veriut/ Severna Mitrovica

Assessment of minimum conditions for 2019

The Municipality of Mitrovica e Veriut/ Severna Mitrovica has been qualified for the Municipal Performance Grant for 2021.

The municipality has fulfilled all five minimum conditions.

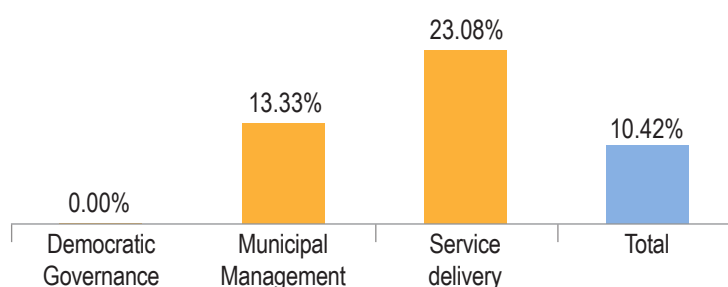
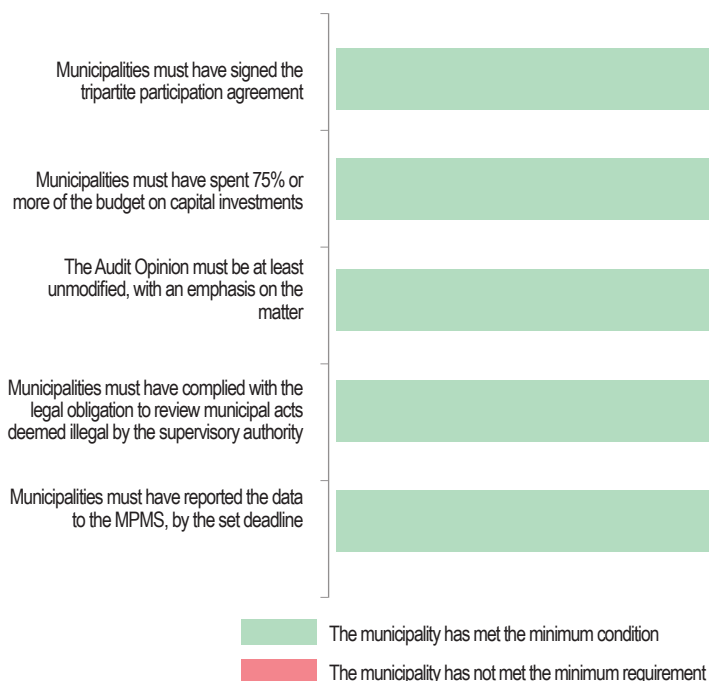
Assessment of performance indicators for the year 2019

The average performance of the Municipality of Mitrovica e Veriut/ Severna Mitrovica in the 29 assessed indicators is 10 points out of a total of 96 possible points (10.42%).

The average performance in the 13 indicators assessed under the topic 'Democratic Governance' is 0 points out of a total of 40 possible points (0%).

The average performance in the 8 assessed indicators under the topic 'Municipal Management' is 4 points out of a total of 30 possible points (13.33%).

The average performance in the 8 assessed indicators within the topic 'Service Delivery' is 6 points out of a total of 26 possible points (23.08%).

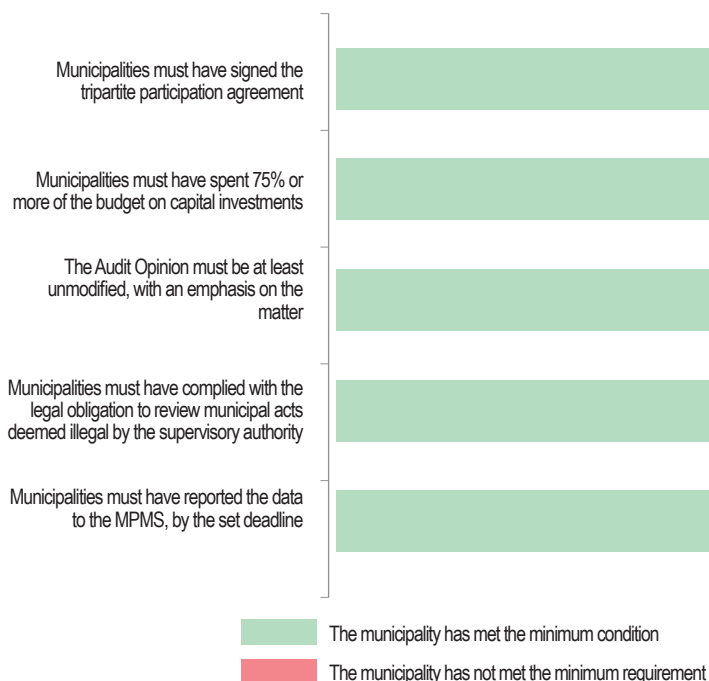


Summary of results for 2019 for municipal performance grant - Municipality of Novobërda/Novo Brdo

Assessment of minimum conditions for 2019

The Municipality of Novo Brdo has been qualified for Municipal Performance Grant for 2021.

The municipality has fulfilled all five minimum requirements.



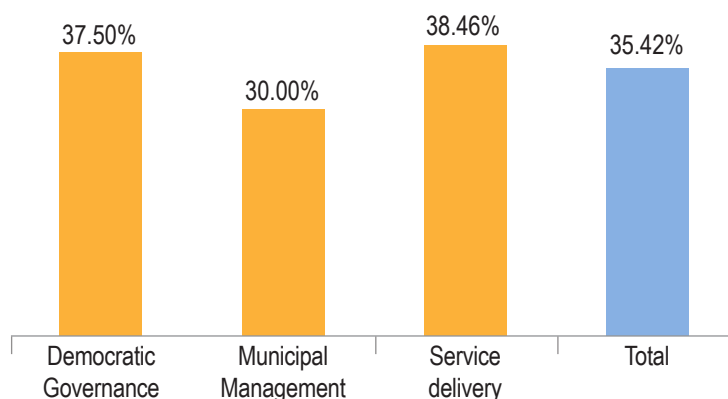
Assessment of performance indicators for 2019

The average performance of the Municipality of Novobërda/Novo Brdo in the 29 assessed indicators is 34 points out of a total of 96 possible points (35.42%).

The average performance in the 13 assessed indicators under the topic 'Democratic Governance' is 15 points out of a total of 40 possible points (37.50%).

The average performance in the 8 assessed indicators under the topic 'Municipal Management' is 9 points out of a total of 30 possible points (30%).

The average performance in the 8 assessed indicators under the topic 'Service Delivery' is 10 points out of a total of 26 possible points (38.46%).

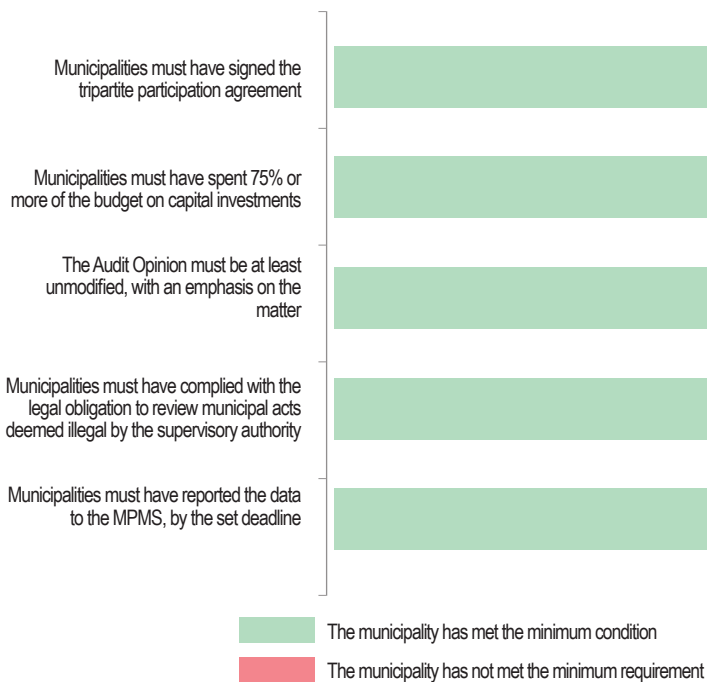


Summary of results for 2019 for the Municipal Performance Grant - Municipality of Obiliq/Obilić

Assessment of minimum conditions for 2019

The Municipality of Obiliq/Obilić has been qualified for the Municipal Performance Grant for 2021.

The municipality has fulfilled all five minimum conditions.



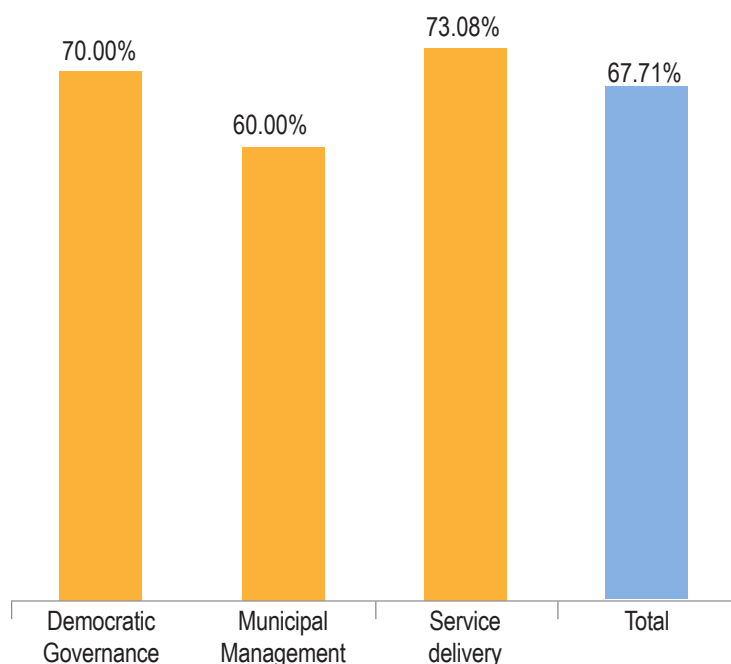
Assessment of performance indicators for 2019

The average performance of the Municipality of Obiliq/Obilić in the 29 assessed indicators is 65 points out of a total of 96 possible points (67.71%).

The average performance in the 13 assessed indicators under the topic 'Democratic Governance' is 28 points out of a total of 40 possible points (70%).

The average performance in the 8 assessed indicators under the topic 'Municipal Management' is 18 points out of a total of 30 possible points (60%).

The average performance in the 8 assessed indicators under the topic 'Service Delivery' is 19 points out of a total of 26 possible points (73.08%).

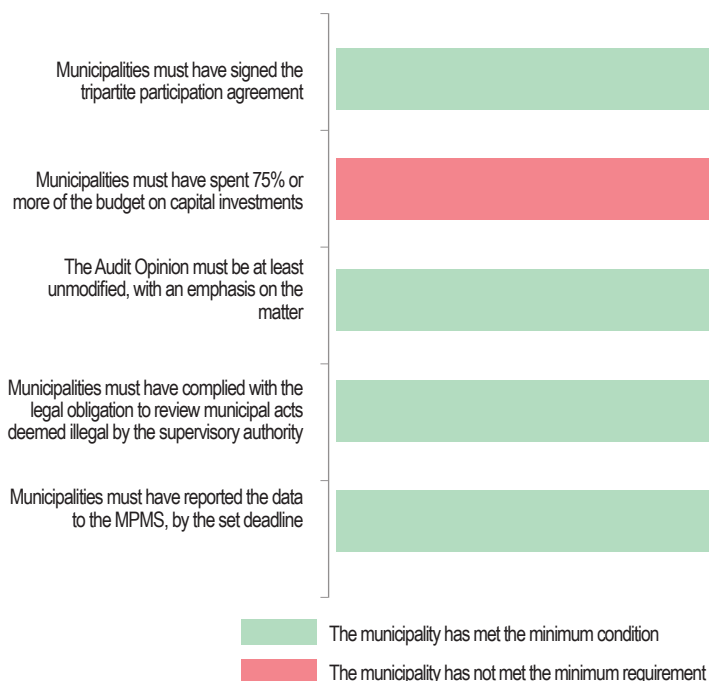


Summary of results for 2019 for the municipal performance grant - Municipality of Partesh/Parteš

Assessment of minimum conditions for 2019

The Municipality of Partesh/Parteš has not been qualified for the Municipal Performance Grant for 2021.

Minimum condition number 4 (level of budget spending of at least 75% for 2019) has not been fulfilled. The municipality has spent 55% of the budget on capital investments.



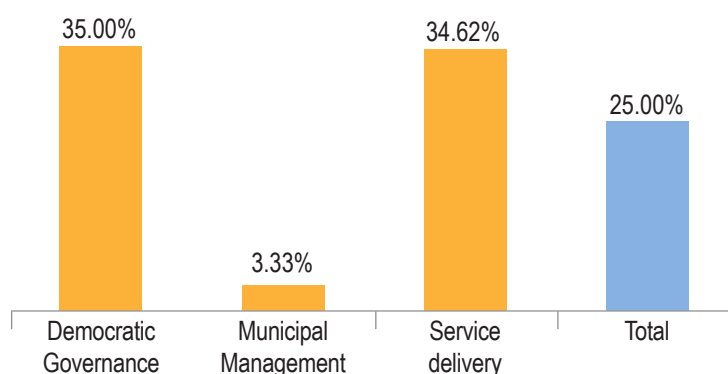
Assessment of performance indicators for 2019

The average performance of the Municipality of Partesh/Parteš in the 29 assessed indicators is 24 points out of a total of 96 possible points (25%).

The average performance in the 13 assessed indicators under the topic 'Democratic Governance' is 14 points out of a total of 40 possible points (35%).

The average performance in the 8 assessed indicators under the topic 'Municipal Management' is 1 point out of a total of 30 possible points (3.33%).

The average performance in the 8 assessed indicators under the topic 'Service Delivery' is 9 points out of a total of 26 possible points (34.62%).

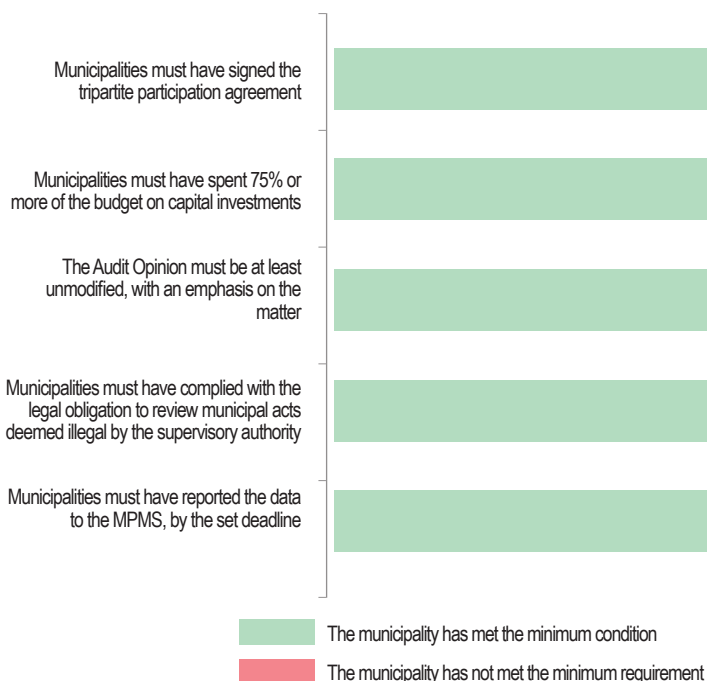


Summary of results for 2019 for the Municipal Performance Grant - Municipality of Peja/Peć

Assessment of minimum conditions for 2019

The Municipality of Peja/Peć has been qualified for the Municipal Performance Grant for 2021.

The municipality has fulfilled all five minimum conditions.



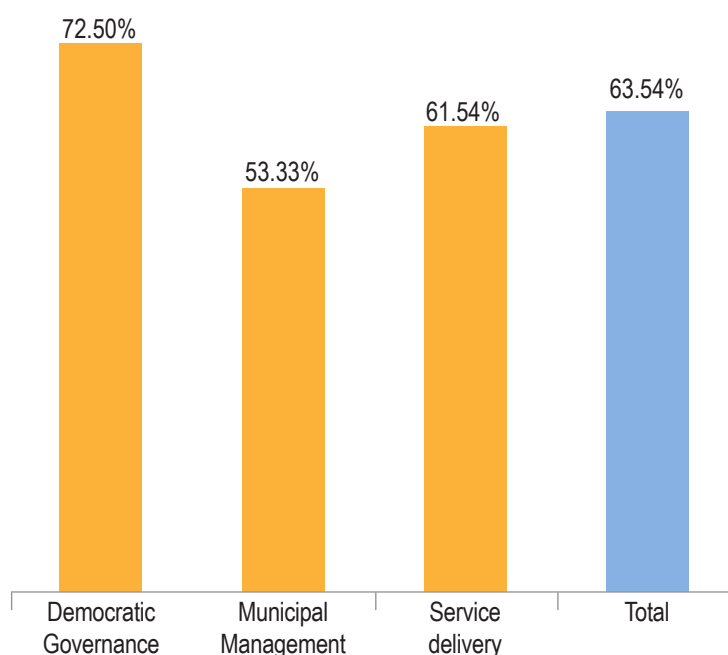
Assessment of performance indicators for 2019

The average performance of the Municipality of Peja/Peć in the 29 assessed indicators is 61 points out of a total of 96 possible points (63.54%).

The average performance in the 13 assessed indicators under the topic 'Democratic Governance' is 29 points out of a total of 40 possible points (72.50%).

The average performance in the 8 assessed indicators under the topic 'Municipal Management' is 16 points out of a total of 30 possible points (53.33%).

The average performance in the 8 assessed indicators under the topic 'Service Delivery' is 16 points out of a total of 26 possible points (61.54%).



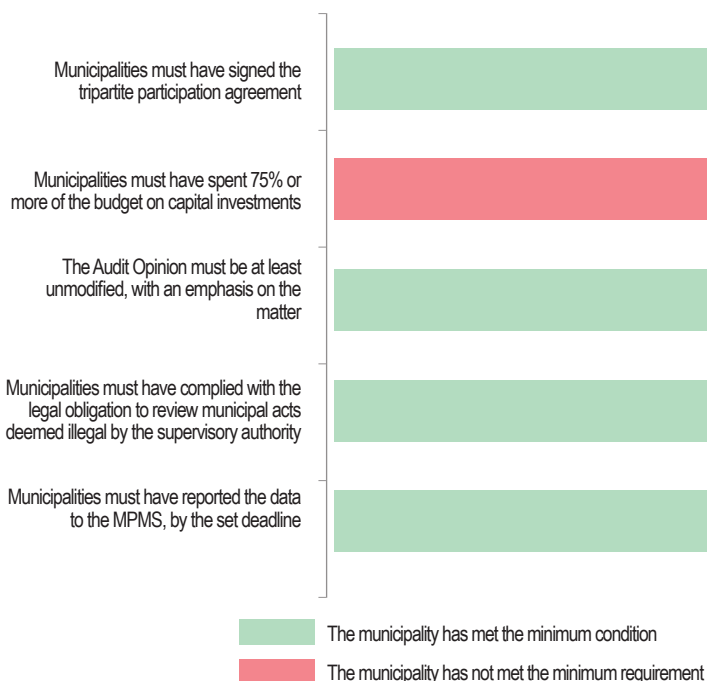
Summary of results for 2019 for the municipal performance grant - Municipality of Podujeva/Podujevo

Assessment of minimum conditions for 2019

The Municipality of Podujeva/Podujevo has not been qualified for the Municipal Performance Grant for 2021.

Minimum condition number 4 (level of budget spending of at least 75% for capital investments for 2019) has not been fulfilled.

The municipality has spent 69% of the budget on capital investments.



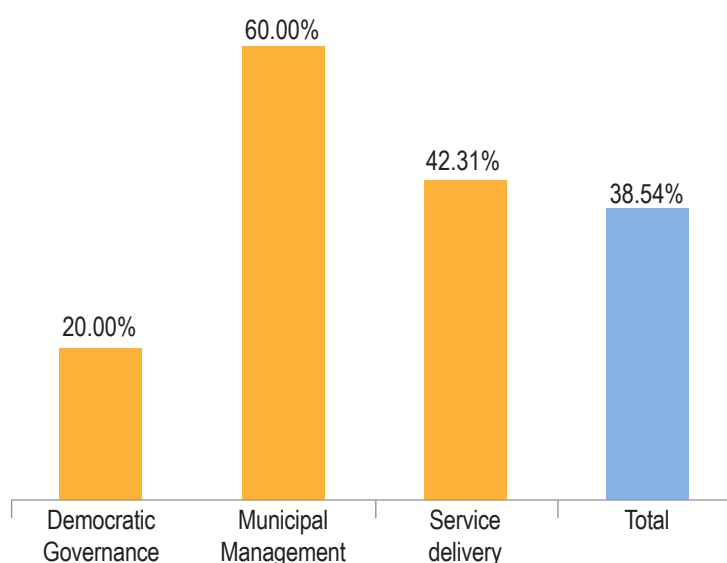
Assessment of performance indicators for 2019

The average performance of the Municipality of Podujeva/Podujevo in the 29 assessed indicators is 37 points out of a total of 96 possible points (38.54%).

The average performance in the 13 assessed indicators under the topic 'Democratic Governance' is 8 points out of a total of 40 possible points (20%).

The average performance in the 8 assessed indicators under the topic 'Municipal Management' is 18 points out of a total of 30 possible points (60%).

The average performance in the 8 assessed indicators under the topic 'Service Delivery' is 11 points out of a total of 26 possible points (42.31%).

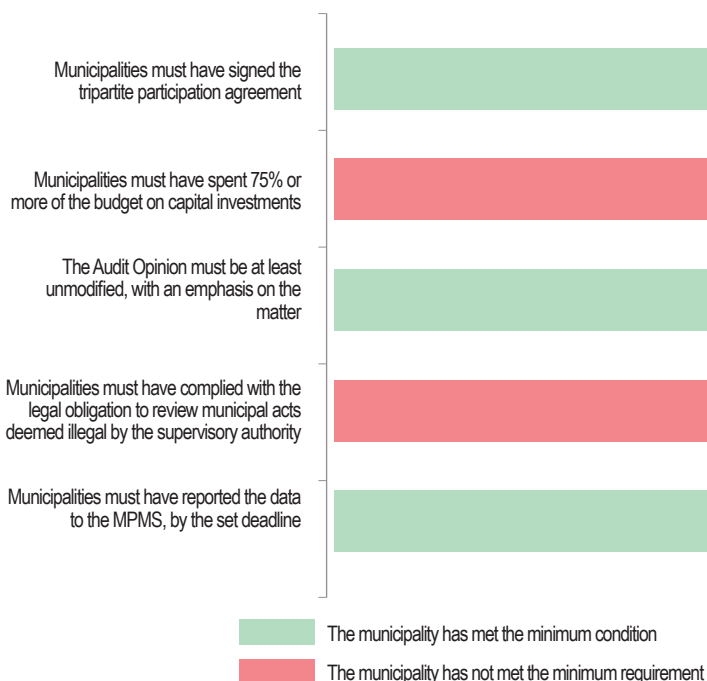


Summary of results for 2019 for the Municipal Performance Grant - Municipality of Prishtina/Priština

Assessment of minimum conditions for 2019

The Municipality of Prishtina/Priština has not been qualified for the Municipal Performance Grant for 2021.

Minimum condition number 2 (municipalities must have complied with the legal obligation to review municipal acts deemed illegal by oversight bodies) and minimum condition number 4 (level of budget spending of at least 75% for 2019) have not been fulfilled. The municipality has spent 41% of the budget on capital investments.



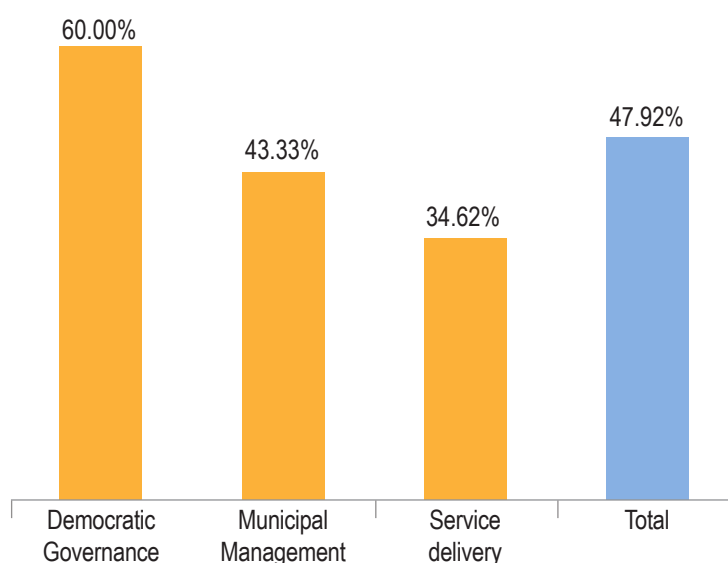
Assessment of performance indicators for 2019

The average performance of the Municipality of Prishtina/Priština in the 29 assessed indicators is 46 points out of a total of 96 possible points (47.92%).

The average performance in the 13 assessed indicators under the topic 'Democratic Governance' is 24 points out of a total of 40 possible points (60%).

The average performance in the 8 assessed indicators under the topic 'Municipal Management' is 13 points out of a total of 30 possible points (43.33%).

The average performance in the 8 assessed indicators under the topic 'Service Delivery' is 9 points out of a total of 26 possible points (34.62%).

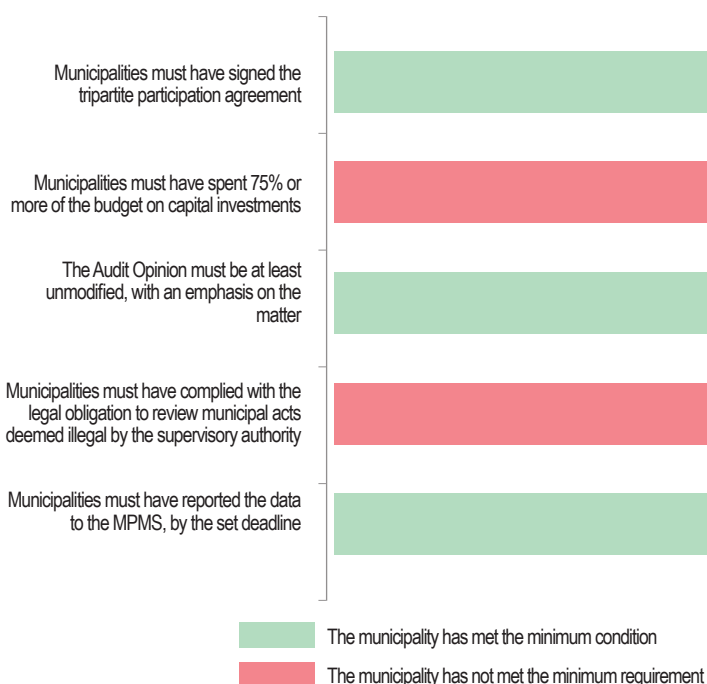


Summary of results for 2019 for the Municipal Performance Grant - Municipality of Prizren

Assessment of minimum conditions for 2019

The Municipality of Prizren has not been qualified for the Municipal Performance Grant for 2021.

Minimum condition number 2 (municipalities must have complied with the legal obligation to review municipal acts deemed illegal by oversight bodies) and minimum condition number 4 (level of budget of at least 75% spending for 2019) have not been fulfilled. The municipality has spent 72% of the budget on capital investments.



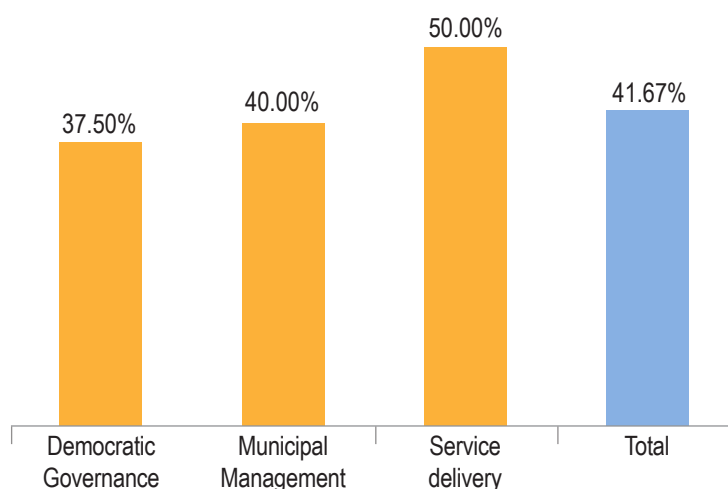
Assessment of performance indicators for 2019

The average performance of the Municipality of Prizren in the 29 assessed indicators is 40 points out of a total of 96 possible points (41.67%).

The average performance in the 13 assessed indicators under the topic 'Democratic Governance' is 15 points out of a total of 40 possible points (37.50%).

The average performance in the 8 assessed indicators under the topic 'Municipal Management' is 12 points out of a total of 30 possible points (40%).

The average performance in the 8 assessed indicators within the topic 'Service Delivery' is 13 points out of a total of 26 possible points (50%).

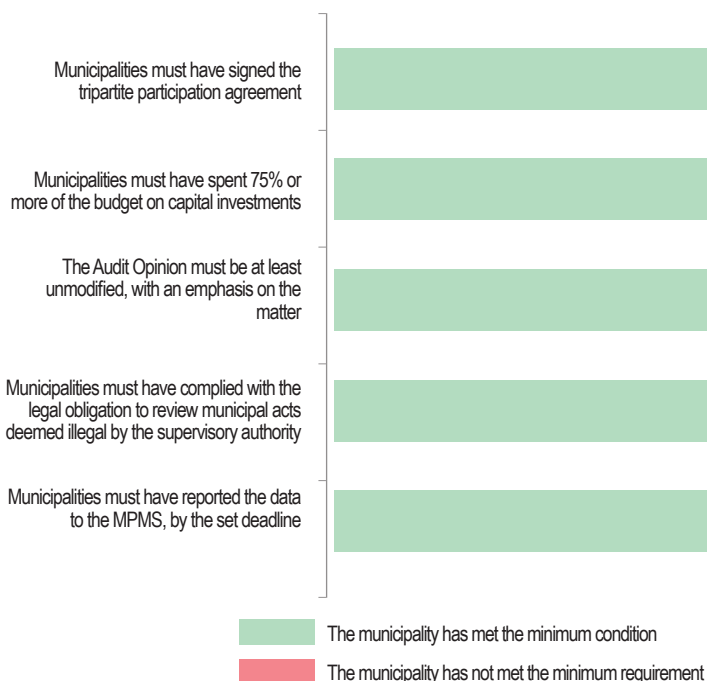


Summary of results for 2019 for the Municipal Performance Grant - Municipality of Rahovec/Orahovac

Assessment of minimum conditions for 2019

The Municipality of Rahovec/Orahovac has been qualified for the Municipal Performance Grant for 2021.

The municipality has fulfilled all five minimum conditions.



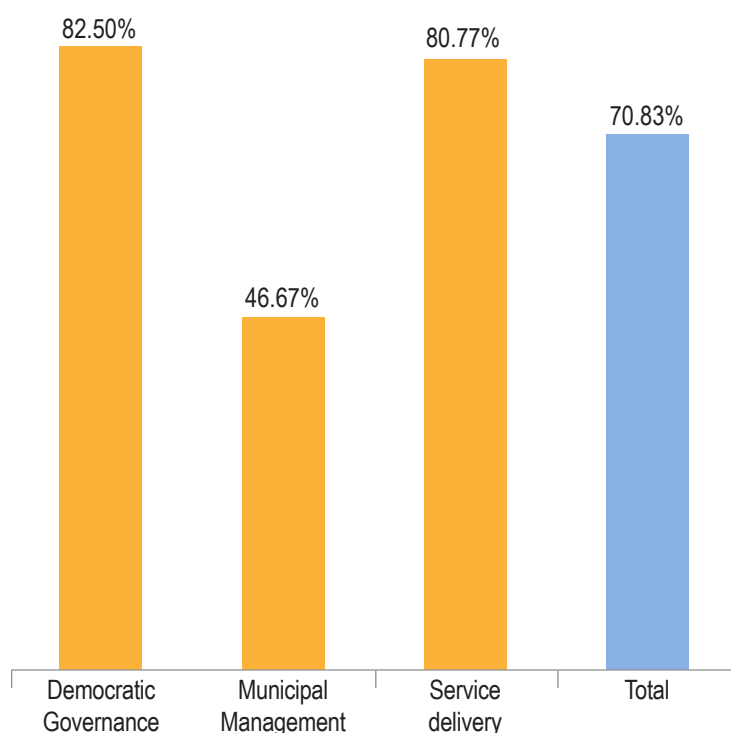
Assessment of performance indicators for 2019

The average performance of the Municipality of Rahovec/Orahovac in the 29 assessed indicators is 68 points out of a total of 96 possible points (70.83%).

The average performance in the 13 assessed indicators under the topic 'Democratic Governance' is 33 points out of a total of 40 possible points (82.50%).

The average performance in the 8 assessed indicators under the topic 'Municipal Management' is 14 points out of a total of 30 possible points (46.67%).

The average performance in the 8 assessed indicators under the topic 'Service Delivery' is 21 points out of a total of 26 possible points (80.77%).

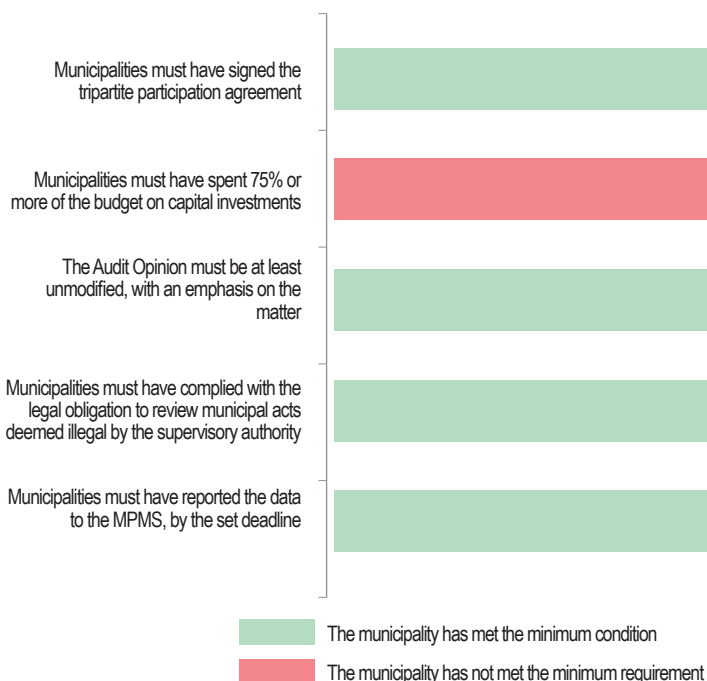


Summary of results for 2019 for the Municipal Performance Grant - Municipality of Ranillug/Ranilug

Assessment of minimum conditions for 2019

The Municipality of Ranillug has been qualified for the Municipal Performance Grant for 2021.

Minimum condition number 4 (level of budget budget spending of at least 75% for 2019) has not been fulfilled. The municipality has spent 62% of the budget on capital investments.



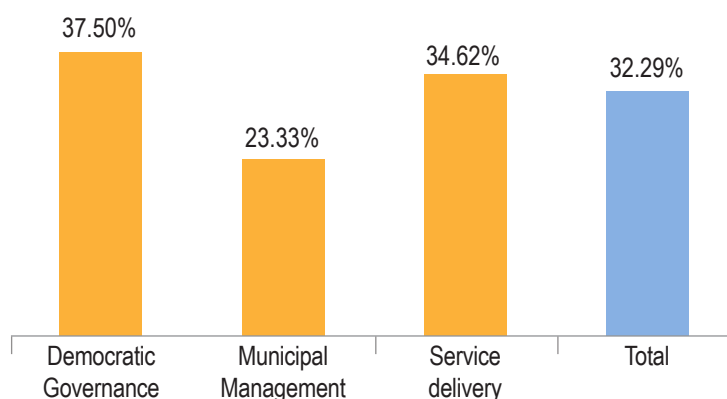
Assessment of performance indicators for 2018

The average performance of the Municipality of Ranillug/Ranilug in the 29 assessed indicators is 31 points out of a total of 96 possible points (32.29%).

The average performance in the 13 assessed indicators under the topic 'Democratic Governance' is 15 points out of a total of 40 possible points (37.50%).

The average performance in the 8 assessed indicators under the topic 'Municipal Management' is 7 points out of a total of 30 possible points (23.33%).

The average performance in the 8 assessed indicators under the topic 'Service Delivery' is 9 points out of a total of 26 possible points (34.62%).

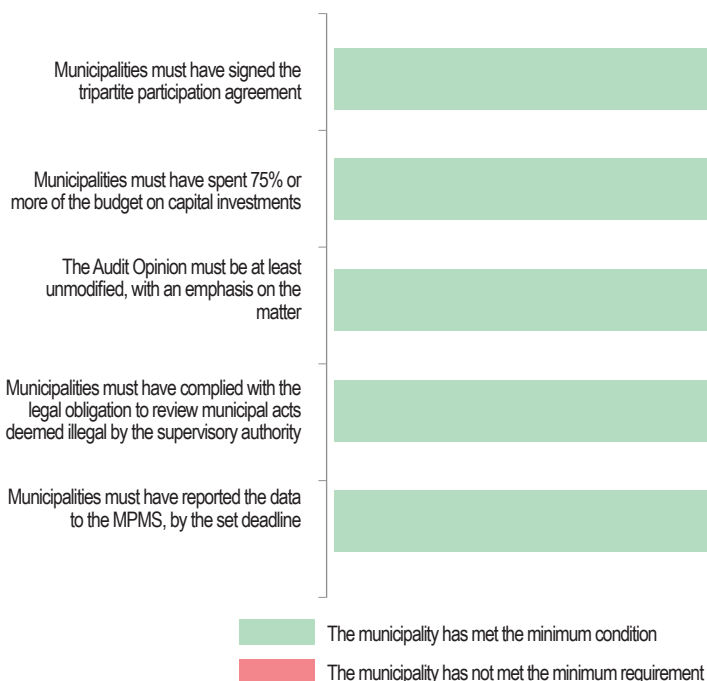


Summary of results for 2019 for the Municipal Performance Grant - Municipality of Shtërpca/ Štrpce

Assessment of minimum conditions for 2019

The Municipality of Shtërpca has been qualified for the Municipal Performance Grant for 2021.

The municipality has fulfilled all five minimum conditions.



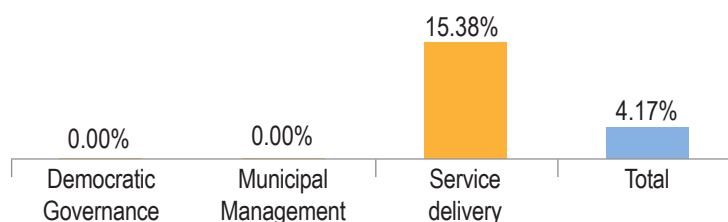
Assessment of performance indicators for 2019

The average performance of the Municipality of Shtërpca/Štrpce in the 29 assessed indicators is 4 points out of a total of 96 possible points (4.17%).

The average performance in the 13 assessed indicators under the topic 'Democratic Governance' is 0 points out of a total of 40 possible points (0%).

The average performance in the 8 assessed indicators under the topic 'Municipal Management' is 0 points out of a total of 30 possible points (0%).

The average performance in the 8 assessed indicators under the topic 'Service Delivery' is 4 points out of a total of 26 possible points (15.38%).

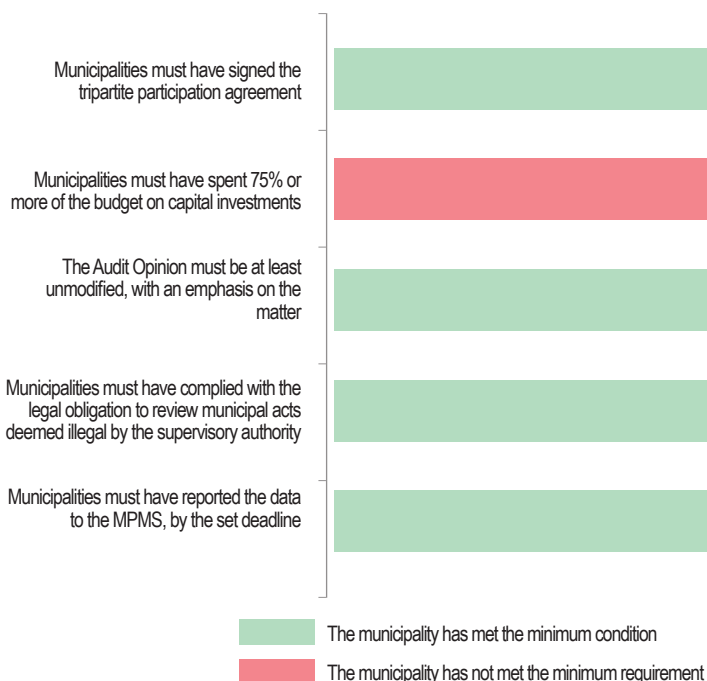


Summary of results for 2019 for the Municipal Performance Grant - Municipality of Shtime/ Štimlje

Assessment of minimum conditions for 2019

The Municipality of Shtime/Štimlje has not been qualified for the Municipal Performance Grant for 2021.

Minimum condition number 4 (level of budget spending of at least 75% for 2019) has not been fulfilled. The municipality has spent 74% of the budget on capital investments.



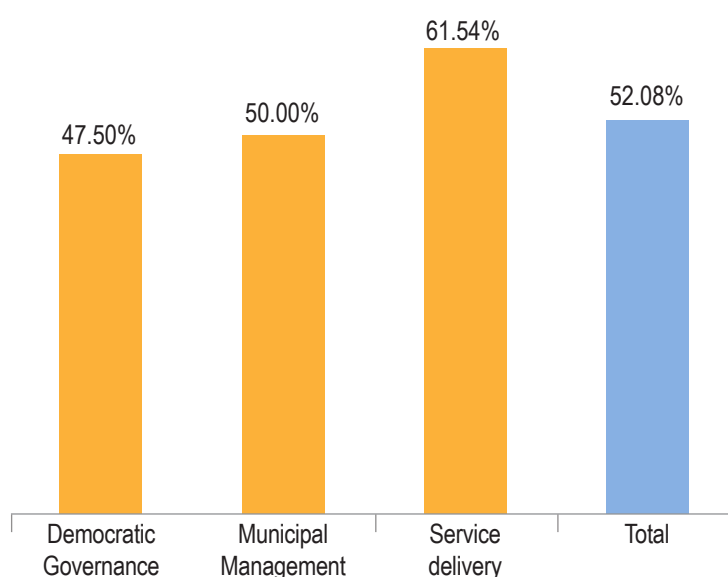
Assessment of performance indicators for 2019

The average performance of the Municipality of Shtime/Štimlje in the 29 assessed indicators is 50 points out of a total of 96 possible points (52.08%).

The average performance in the 13 assessed indicators under the topic 'Democratic Governance' is 19 points out of a total of 40 possible points (47.50%).

The average performance in the 8 assessed indicators under the topic 'Municipal Management' is 15 points out of a total of 30 possible points (50%).

The average performance in the 4 assessed indicators under the topic 'Service Delivery' is 16 points out of a total of 26 possible points (61.54%).

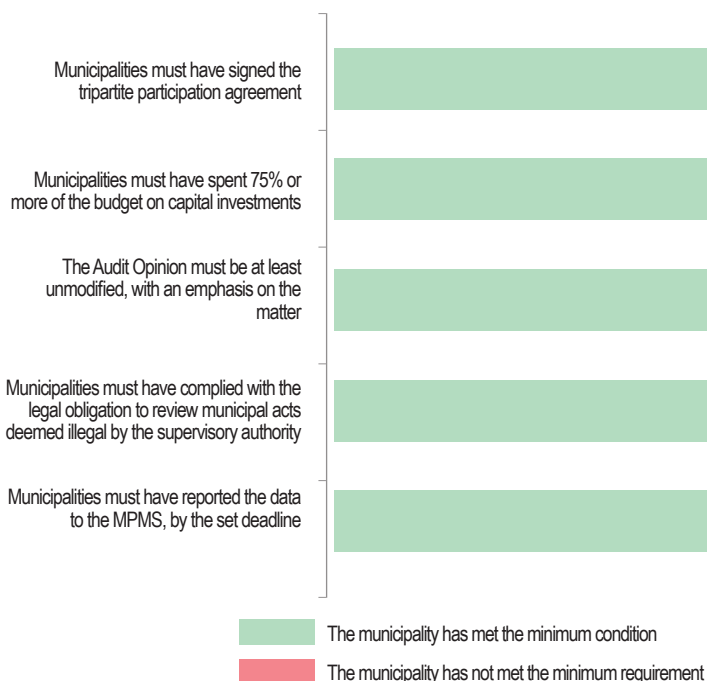


Summary of results for 2019 for the Municipal Performance Grant - Municipality of Skënderaj/Srbica

Assessment of minimum conditions for 2019

The Municipality of Skenderaj/Srbica has not been qualified for the Municipal Performance Grant for 2021.

The municipality has fulfilled all five minimum requirements.



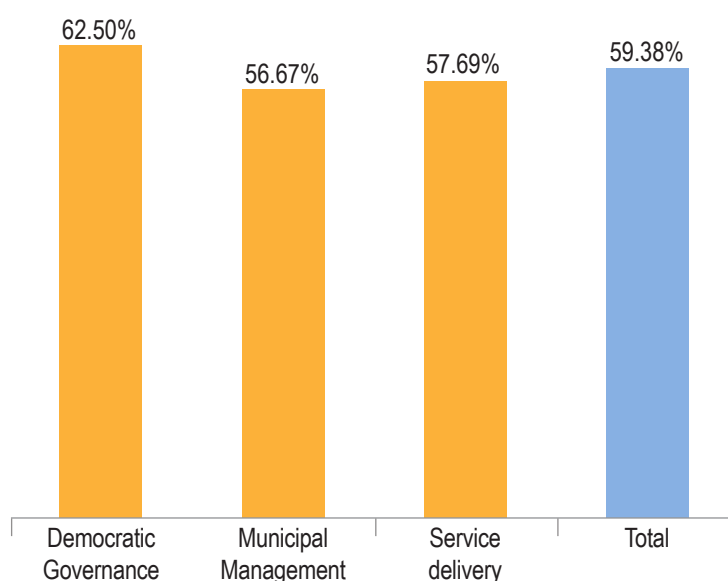
Assessment of performance indicators for 2019

The average performance of the Municipality of Skenderaj/Srbica in the 29 assessed indicators is 57 points out of a total of 96 possible points (59.38%).

The average performance in the 13 assessed indicators under the topic 'Democratic Governance' is 25 points out of a total of 40 possible points (62.50%).

The average performance in the 8 assessed indicators under the topic 'Municipal Management' is 17 points out of a total of 30 possible points (56.67%).

The average performance in the 8 assessed indicators under the topic 'Service Delivery' is 15 points out of a total of 26 possible points (57.69%).

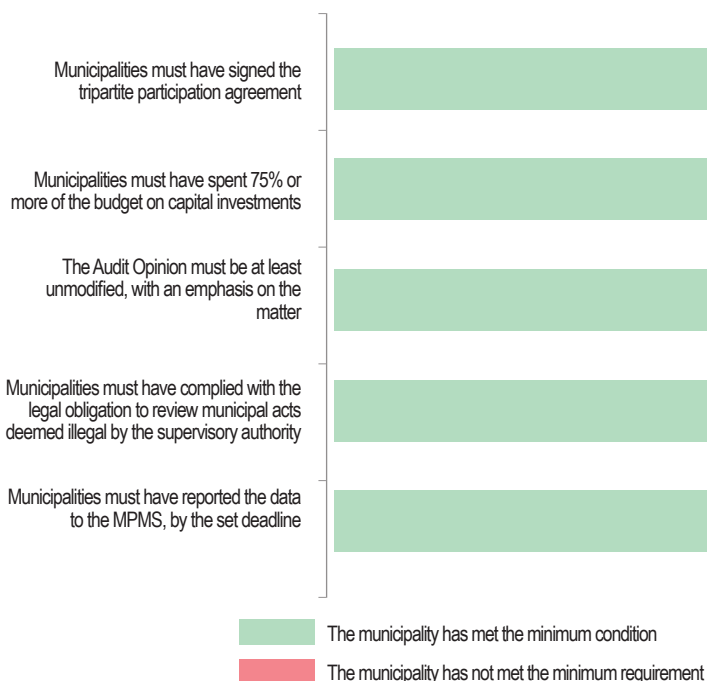


Summary of results for 2019 for the Municipal Performance Grant - Municipality of Suhareka/ Suva Reka

Assessment of minimum conditions for 2019

The Municipality of Suhareka/Suva Reka has been qualified for the Municipal Performance Grant for 2021.

The municipality has fulfilled all five minimum conditions.



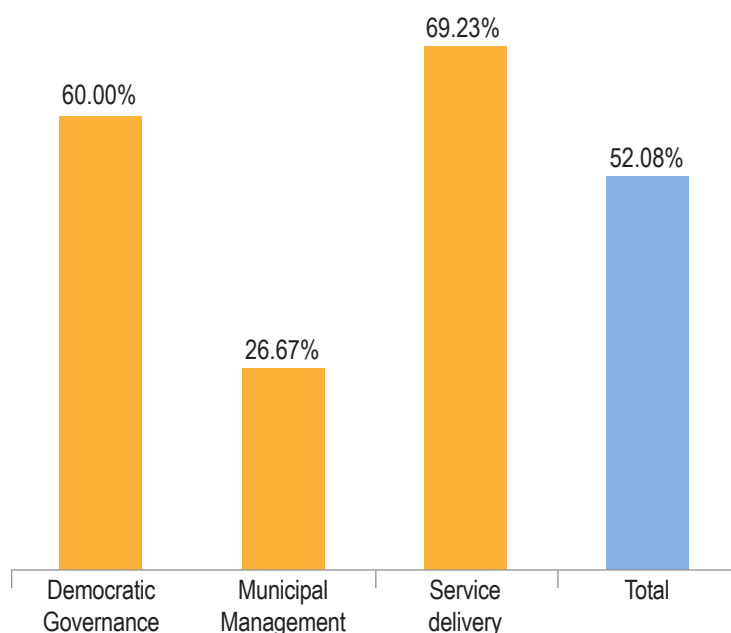
Assessment of minimum conditions for 2019

The average performance of the Municipality of Suhareka/Suva Reka in the 29 assessed indicators is 50 points out of a total of 96 possible points (52.08%).

The average performance in the 13 assessed indicators under the topic 'Democratic Governance' is 24 points out of a total of 40 possible points (60%).

The average performance in the 8 assessed indicators under the topic 'Municipal Management' is 8 points out of a total of 30 possible points (26.67%).

The average performance in the 8 assessed indicators under the topic 'Service Delivery' is 18 points out of a total of 26 possible points (69.23%).

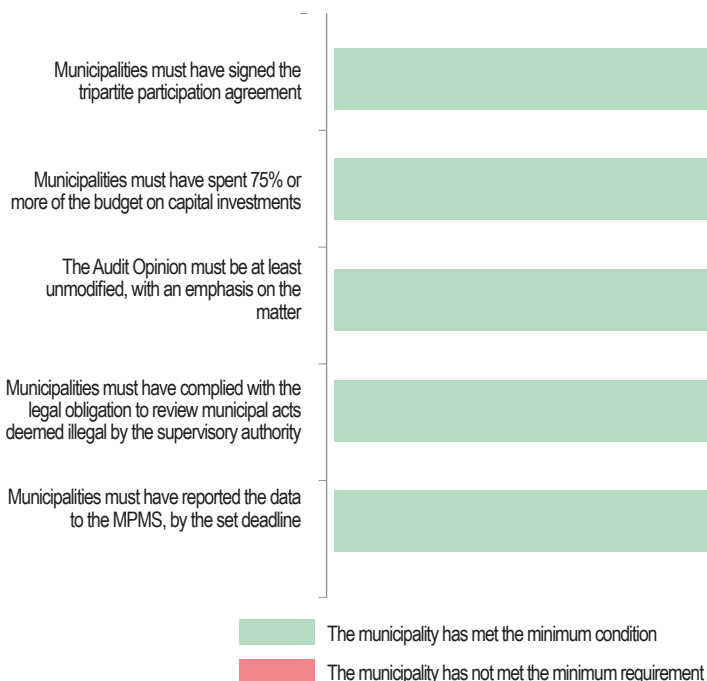


Summary of results for 2019 for the Municipal Performance Grant - Municipality of Viti/Vitina

Assessment of minimum conditions for 2019

The Municipality of Viti/Vitina has been qualified for the Municipal Performance Grant for 2021.

The municipality has fulfilled all five minimum conditions.



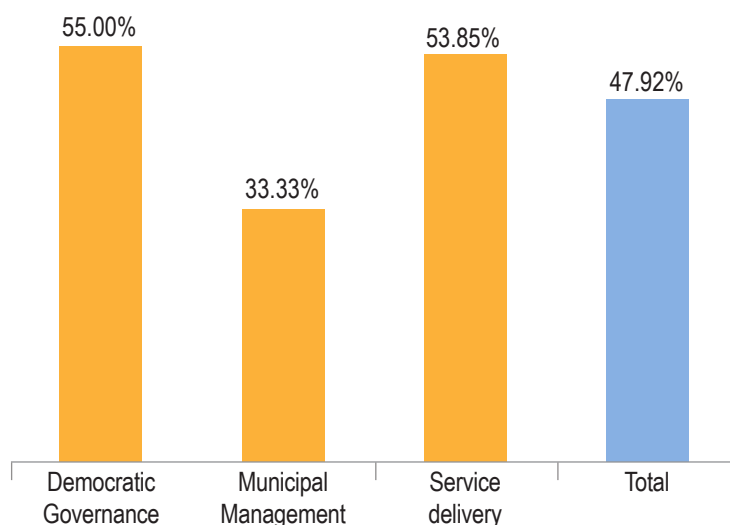
Assessment of performance indicators for 2019

The average performance of the Municipality of Viti/Vitina in the 29 assessed indicators is 46 points out of a total of 96 possible points (47.92%).

The average performance in the 13 assessed indicators under the topic 'Democratic Governance' is 22 points out of a total of 40 possible points (55%).

The average performance in the 8 assessed indicators under the topic 'Municipal Management' is 10 points out of a total of 30 possible points (33.33%).

The average performance in the 8 assessed indicators under the topic 'Service Delivery' is 14 points out of a total of 26 possible points (53.85%).

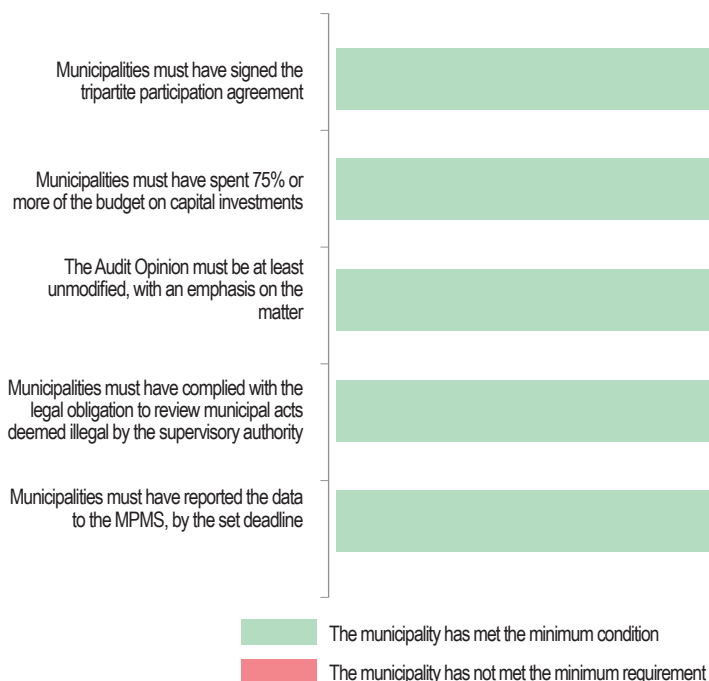


Summary of results for 2019 for the Municipal Performance Grant - Municipality of Vushtrri/ Vuçitrn

Assessment of minimum conditions for 2019

The Municipality of Vushtrri/Vuçitrn has not been qualified for the Municipal Performance Grant for 2021.

The municipality has fulfilled all five minimum conditions.



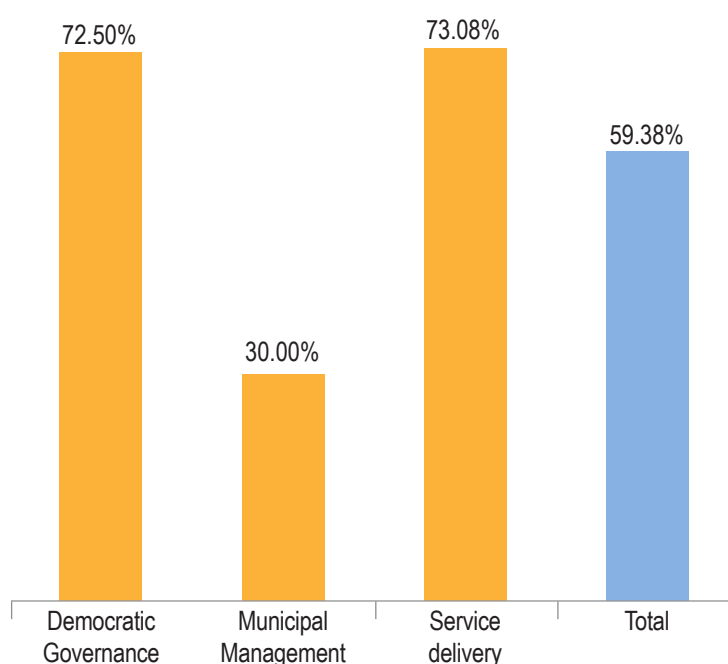
Assessment of performance indicators for 2019

The average performance of the Municipality of Vushtrri/Vuçitrn in the 29 assessed indicators is 57 points out of a total of 96 possible points (59.38%).

The average performance in the 13 assessed indicators under the topic 'Democratic governance' is 29 points out of a total of 40 possible points (72.50%).

The average performance in the 8 assessed indicators under the topic 'Municipal Management' is 9 points out of a total of 30 possible points (30%).

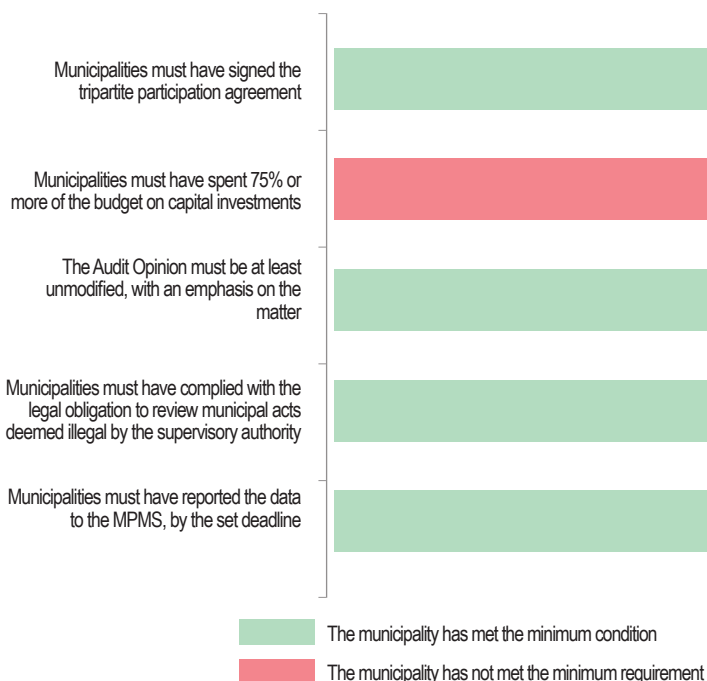
The average performance in the 8 assessed indicators under the topic 'Service Delivery' is 19 points out of a total of 26 possible points (73.08%).



Summary of results for 2019 for the municipal performance grant - Municipality of Zubin Potok

Assessment of minimum conditions for 2019

The Municipality of Zubin Potok has not been qualified for the Municipal Performance Grant for 2021. Minimum condition number 4 (level of budget spending of at least 75% for 2019) has not been fulfilled. The municipality has spent 68% of the budget on capital investments.



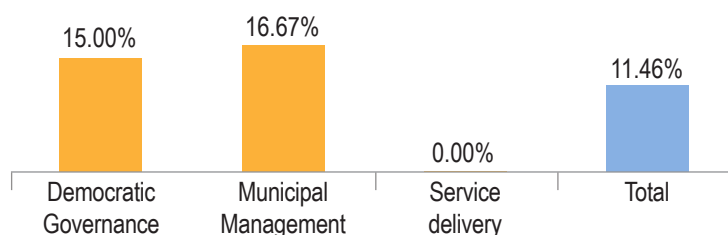
Assessment of performance indicators for 2019

The average performance of the Municipality of Zubin Potok in the 29 assessed indicators is 11 points out of a total of 96 possible points (11.46%).

The average performance in the 13 assessed indicators under the topic 'Democratic Governance' is 6 points out of a total of 40 possible points (15%).

The average performance in the 8 assessed indicators under the topic 'Municipal Management' is 5 points out of a total of 30 possible points (16.67%).

The average performance in the 8 assessed indicators under the topic 'Service Delivery' is 0 points out of a total of 26 possible points (0%).

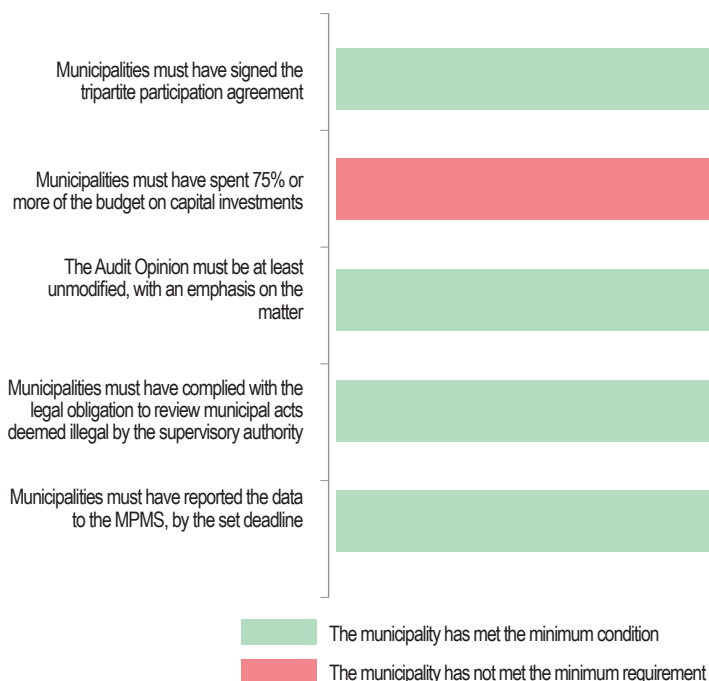


Summary of results for 2019 for the municipal performance grant - Municipality of Zvečan/ Zvečan

Assessment of minimum conditions for 2019

The Municipality of Zvečan/Zvečan is not eligible for the Municipal Performance Grant for 2021.

Minimum condition number 4 (capital expenditure budget rate for 2019 at least 75%) has not been met. The municipality has spent 39% of the budget on capital investments.



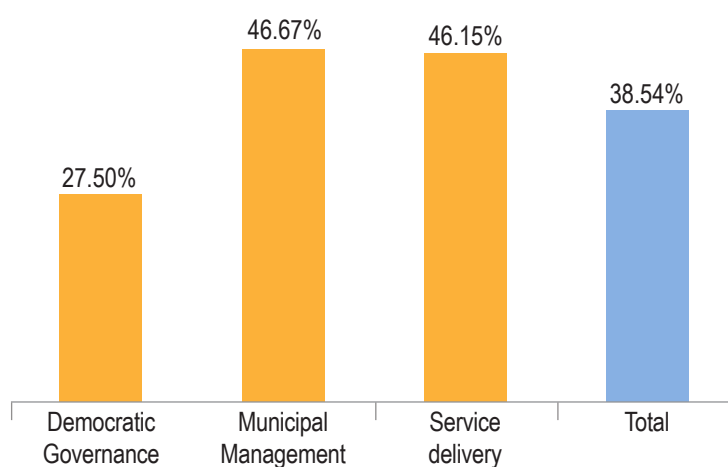
Assessment of performance indicators for 2019

The average performance of the Municipality of Zvečan/Zvečan in the 29 assessed indicators is 37 points out of a total of 96 possible points (38.54%).

The average performance in the 13 assessed indicators under the topic 'Democratic Governance' is 11 points out of a total of 40 possible points (27.50%).

The average performance in the 8 assessed indicators under the topic 'Municipal Management' is 14 points out of a total of 30 possible points (46.67%).

The average performance in the 8 assessed indicators under the topic 'Service Delivery' is 12 points out of a total of 26 possible points (46.15%).



**Performance Reassessment for 2019 for
MUNICIPAL PERFORMANCE GRANT
for the fiscal year 2021
ANNUAL REPORT**



Schweizerische Eidgenossenschaft
Confédération suisse
Confederazione Svizzera
Confederaziun svizra

**Swiss Agency for Development
and Cooperation SDC**



Norwegian Embassy
Prishtina